



## 800mA, Ultra-low Noise LDO Regulator

### General Description

The LP1116 is designed for portable applications with demanding performance and space requirements. The LP1116 performance is optimized for battery-powered systems to deliver ultra low noise and low quiescent current. Regulator ground current increases only slightly in dropout, further prolonging the battery life. The LP1116 also works with low-ESR ceramic capacitors, reducing the amount of board space necessary for power applications, critical in hand-held wireless devices. The other features include ultra low dropout voltage, high output accuracy, current limiting protection, and high ripple rejection ratio. Available in the 3-lead of SOT-223 packages.

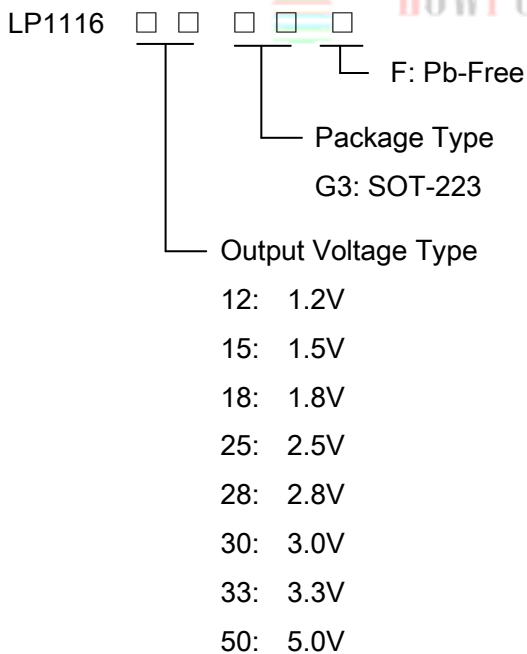
### Features

- ◆ Ultra-Low-Noise for RF Application
- ◆ 2.5V- 6.5V Input Voltage Range
- ◆ Low Dropout : 480mV @ 600mA
- ◆ Ultra-Fast Response in Line/Load Transient
- ◆ Current Limiting and Thermal Shutdown Protection

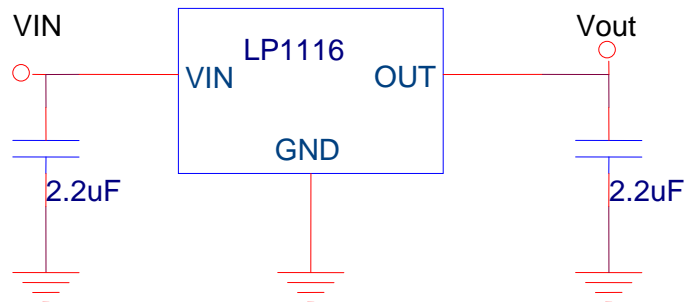
### Applications

- ◇ PMP/PDA/MP3 players
- ◇ Cellular and Mobile phone
- ◇ RF Module
- ◇ Sensor Module

### Order Information



### Typical Application Circuit

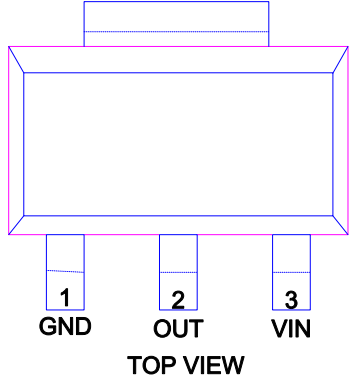


### Marking Information

Device	Marking	Package	Shipping
LP1116		SOT-223	2.5K/REEL



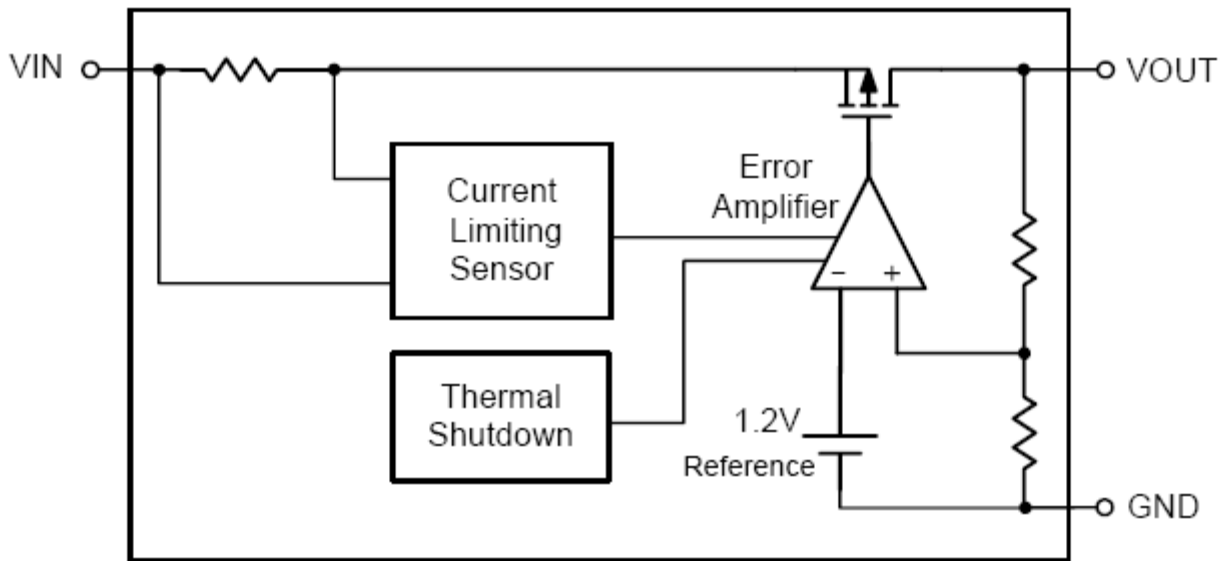
### Functional Pin Description

Package Type	Pin Configurations
SOT-223	 <p style="text-align: center;">TOP VIEW</p>

### Pin Description

Pin	Name	Description
1	GND	Ground.
3	VIN	Power Input Pin.
2	OUT	Output Pin.

### Function Diagram





## Absolute Maximum Ratings Note 1

- ◇ Input to GND ----- 7V
- ◇ Output Voltage to GND ----- 6.5V
- ◇ Maximum Junction Temperature ----- 150°C
- ◇ Operating Ambient Temperature Range (Ta) ----- -40°C to 85°C
- ◇ Maximum Soldering Temperature (at leads, 10 sec) ----- 260°C

**Note 1.** Stresses beyond those listed under “Absolute Maximum Ratings” may cause permanent damage to the device. These are stress ratings only, and functional operation of the device at these or any other conditions beyond those indicated in the operational sections of the specifications is not implied. Exposure to absolute maximum rating conditions for extended periods may affect device reliability.

## Thermal Information

- ◇ Maximum Power Dissipation (SOT-223, PD,TA=25°C) ----- 4W
- ◇ Thermal Resistance (SOT-223, JA) ----- 30°C/W

## ESD Susceptibility

- ◇ HBM(Human Body Mode) ----- 2KV
- ◇ MM(Machine Mode) ----- 200V

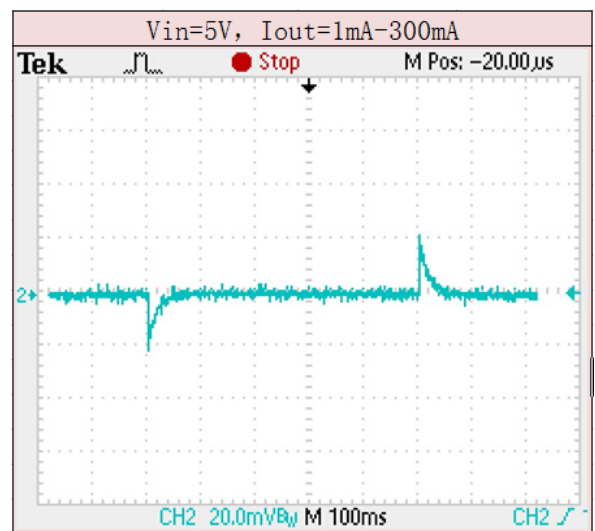
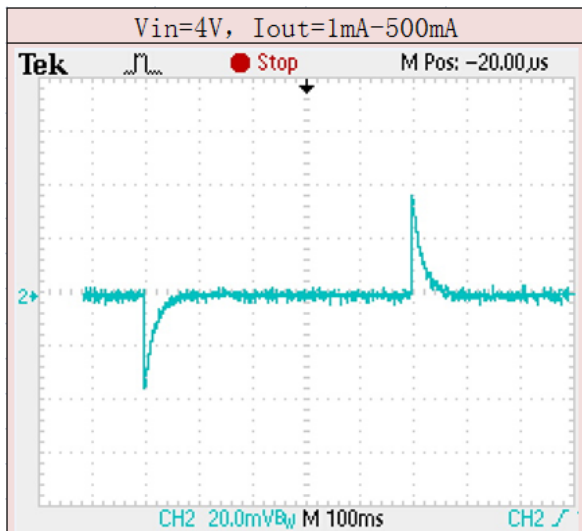
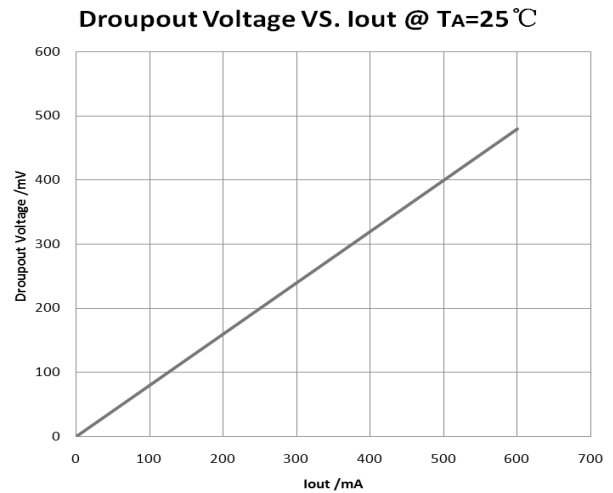
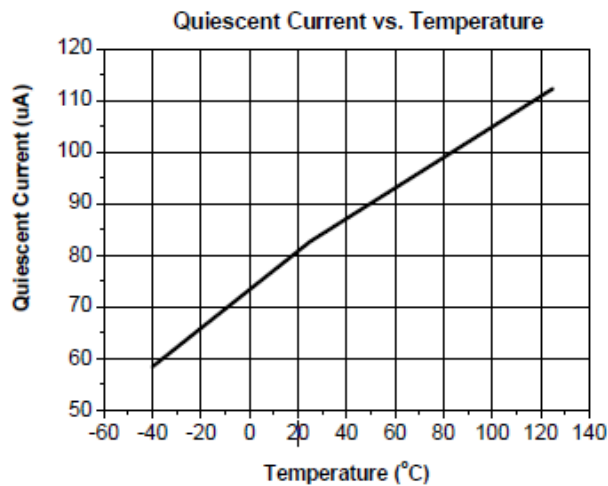
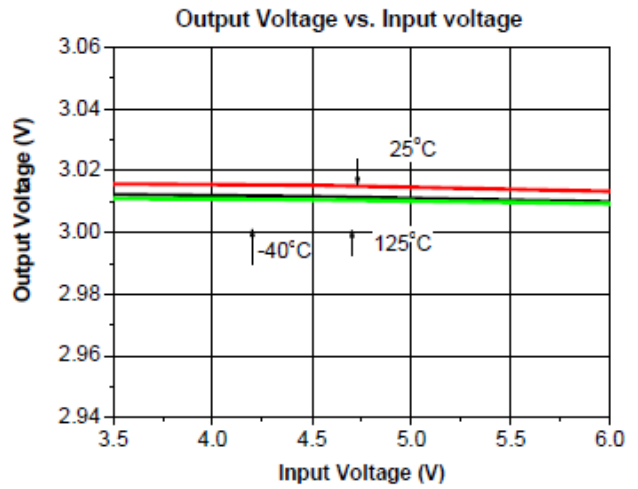
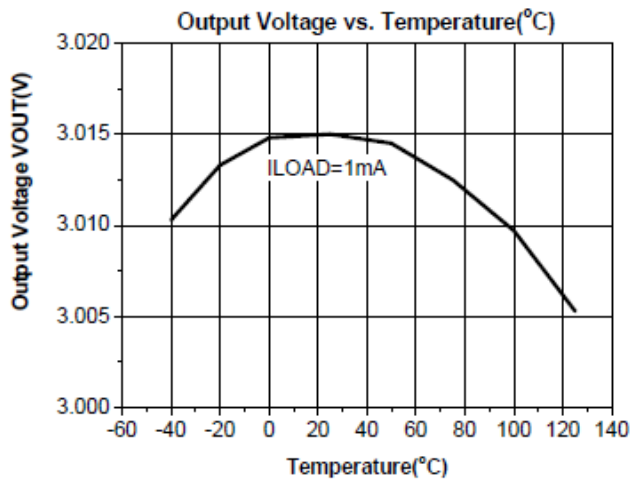
## Electrical Characteristics

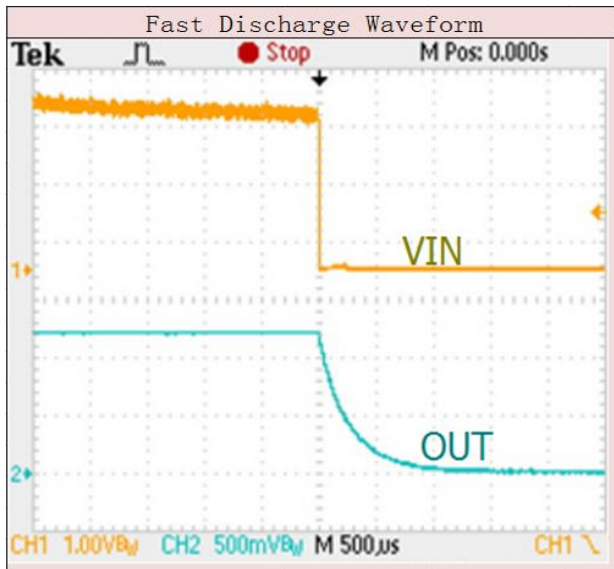
(VIN = VOUT + 0.5V, CIN = COUT = 2.2μF, TA = 25° C, unless otherwise specified)

Parameter	Symbol	Test Conditions	Min	Typ	Max	Units
Output Voltage Accuracy	$\Delta V_{OUT}/V_{OUT}$	I <sub>OUT</sub> = 1mA	-3	--	+3	%
Current Limit	I <sub>LIM</sub>	R <sub>LOAD</sub> = 1Ω	800			mA
Quiescent Current	I <sub>Q</sub>	I <sub>OUT</sub> = 0mA		90		μA
Dropout Voltage	V <sub>DROP</sub>	I <sub>OUT</sub> = 600mA, V <sub>OUT</sub> > 2.8V		480		mV
Linear Regulation	$\Delta V_{OUT}/V_{OUT}$	V <sub>IN</sub> = (V <sub>OUT</sub> + 1V) to 5.5V, I <sub>OUT</sub> = 1mA			0.2	%
Load Regulation	$\Delta V_{LOAD}$	1mA < I <sub>OUT</sub> < 300mA		15	35	mV
Thermal Shutdown Temperature	T <sub>SD</sub>			150		°C
Thermal Shutdown Hysteresis				20		°C



### Typical Operating Characteristics

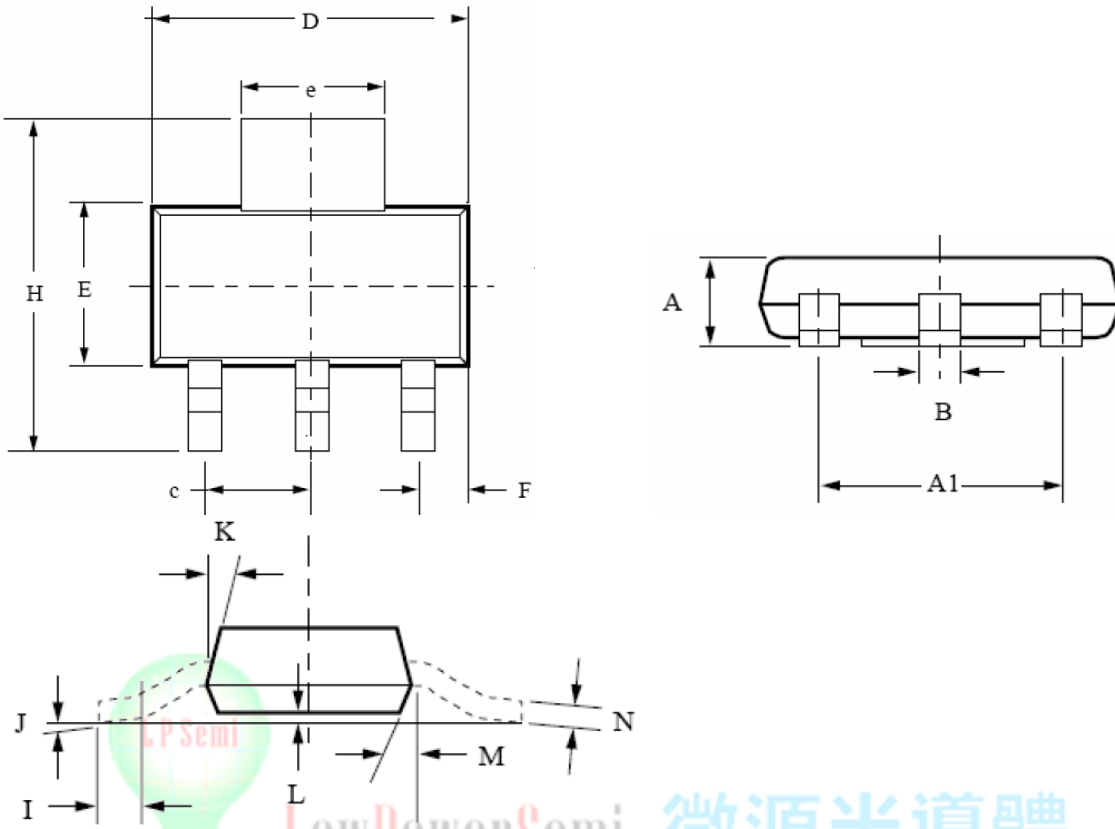






### Packaging Information

SOT-223



Symbol	Inches		Millimeters	
	Min.	Max.	Min.	Max.
A		.071		1.80
A1		.181		4.80
B	.025	.033	.064	.840
c		0.90		2.29
D	.248	.264	6.30	6.71
E	.130	.148	3.30	3.71
e	.115	.124	2.95	3.15
F	.033	.041	.840	1.04
H	.264	.287	6.71	7.29
I	.0121		.310	
J		10°		10°
K	10°	16°	10°	16°
L	.0008	.0040	.0203	.1018
M	10°	16°	10°	16°
N	.010	.014	.250	.360

## X-ON Electronics

Largest Supplier of Electrical and Electronic Components

*Click to view similar products for [Linear Voltage Regulators](#) category:*

*Click to view products by [LOWPOWER](#) manufacturer:*

Other Similar products are found below :

[LV56831P-E](#) [LV5684PVD-XH](#) [MCDTSA6-2R](#) [L7815ACV-DG](#) [PQ3DZ53U](#) [LV56801P-E](#) [TLE42794G](#) [L78L05CZ/1SX](#) [L78LR05DL-MA-E](#) [636416C](#) [714954EB](#) [BA033LBSG2-TR](#) [LV5680P-E](#) [L78M15CV-DG](#) [TLS202B1MBV33HTSA1](#) [L79M05T-E](#) [TLS202A1MBVHTSA1](#) [L78LR05D-MA-E](#) [NCV317MBTG](#) [NTE7227](#) [LV5680NPVC-XH](#) [LT1054CN8](#) [MP2018GZD-5-Z](#) [MP2018GZD-33-Z](#) [MIC5281-3.3YMM](#) [MC78L06BP-AP](#) [TA48LS05F\(TE85L,F\)](#) [TA78L12F\(TE12L,F\)](#) [TC47BR5003ECT](#) [TCR2LN12,LF\(S](#) [TCR2LN28,LF\(S](#) [TCR2LN30,LF\(S](#) [TCR3DF295,LM\(CT](#) [TCR3DF40,LM\(CT](#) [BA178M20CP-E2](#) [L78M12ABDT](#) [LM7812SX/NOPB](#) [LR645N3-G-P003](#) [LR645N3-G-P013](#) [ZXTR2005P5-13](#) [SCD7812BTG](#) [TCR3DF335,LM\(CT](#) [ZXTR2012K-13](#) [TLE42994E V33](#) [ZXTR2008K-13](#) [ZXTR2005K-13](#) [L88R05DL-E](#) [ADP3300ARTZ-2.7RL7](#) [LM120K-15/883](#) [IFX54441LDVXUMA1](#)