

(0.635 mm) .025"

LSS SERIES

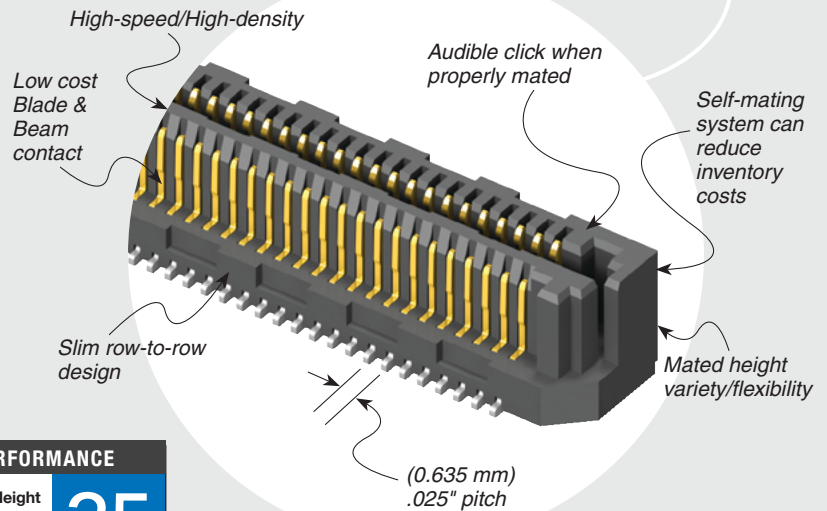
# HIGH-SPEED HERMAPHRODITIC STRIP

## SPECIFICATIONS

For complete specifications and recommended PCB layouts see [www.samtec.com?LSS](http://www.samtec.com?LSS)

**Insulator Material:**  
Black Liquid Crystal Polymer  
**Contact Material:**  
Phosphor Bronze  
**Plating:**  
Au or Sn over 50 μ" (1.27 μm) Ni  
**Current Rating:**  
1.7 A per pin (4 adjacent pins powered)  
**Operating Temp Range:**  
-55 °C to +125 °C  
**RoHS Compliant:**  
Yes

Mates with:  
LSS



## PROCESSING

**Lead-Free Solderable:**  
Yes  
**SMT Lead Coplanarity:**  
(0.10 mm) .004" max  
**Board Stacking:**  
For applications requiring two or more connectors per board, contact [ipg@samtec.com](mailto:ipg@samtec.com)

## HIGH-SPEED CHANNEL PERFORMANCE

LSS-DV/LSS-DV @ 9 mm Mated Stack Height  
Rating based on Samtec reference channel.  
For full SI performance data visit [Samtec.com](http://Samtec.com) or contact [SIG@samtec.com](mailto:SIG@samtec.com)

25  
Gbps

## RECOGNITIONS

For complete scope of recognitions see [www.samtec.com/quality](http://www.samtec.com/quality)



**LSS** - **1** NO. PINS PER ROW - **LEAD STYLE** - **PLATING OPTION** - **DV** - **A** - **OPTION**

**10, 20, 30, 40, 50**

Specify LEAD STYLE from chart

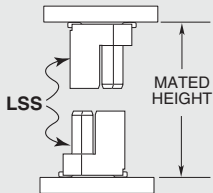
**-F**  
= Gold flash on contact, Matte Tin on tail

**-L**  
= 10 μ" (0.25 μm) Gold on contact, Matte Tin on tail

**-K**  
= (3.50 mm) .138" DIA Polyimide film Pick & Place Pad

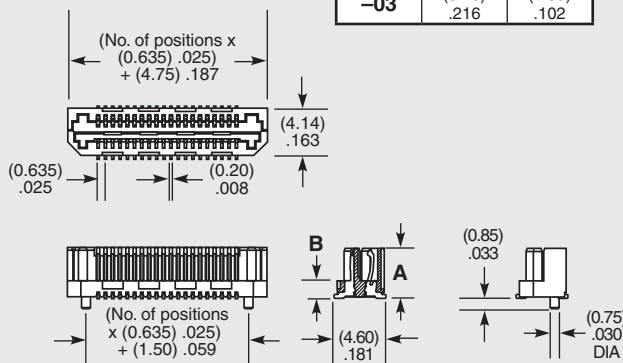
**-TR**  
= Tape & Reel

## APPLICATION



LEAD STYLE	MATED HEIGHT*
-01 & -01	(6.00) .236
-01 & -03	(7.00) .276
-03 & -03	(8.00) .315
-01 & -02	(9.00) .354
-02 & -03	(10.00) .394
-02 & -02	(12.00) .472

\*Processing conditions will affect mated height.



RUGGEDIZED  
BY SAMTEC

- High retention contacts
- Audible click when mated
- Shrouded

## ALSO AVAILABLE (MOQ Required)

- Locking Clip on -02 or -03 lead style
- Other Gold plating options
- Other pin counts

**Note:**  
Some lengths, styles and options are non-standard, non-returnable.

Due to technical progress, all designs, specifications and components are subject to change without notice.

[WWW.SAMTEC.COM](http://WWW.SAMTEC.COM)

All parts within this catalog are built to Samtec's specifications.  
Customer specific requirements must be approved by Samtec and identified in a Samtec customer-specific drawing to apply.

## X-ON Electronics

Largest Supplier of Electrical and Electronic Components

*Click to view similar products for [Board to Board & Mezzanine Connectors](#) category:*

*Click to view products by [Samtec](#) manufacturer:*

Other Similar products are found below :

[10135583-642402LF](#) [89885-310LF](#) [589158040000018](#) [6-1393048-0](#) [68683-613](#) [MDF7-12DP-2.54DSA](#) [MDF7-18P-2.54DSA\(01\)](#) [MDF7-20DP-2.54DSA](#) [MDF7-26D-2.54DSA\(55\)](#) [MDF7-3P-2.54DSA\(01\)](#) [MDF7B-3P-2.54DSA\(55\)](#) [MDF7C-11P-2.54DSA\(55\)](#) [MDF7C-18P-2.54DSA\(55\)](#) [MDF7C-5P-2.54DSA\(01\)](#) [MDF7P-5P-2.54DSA\(55\)](#) [75234-0516](#) [FCN-230C068-11](#) [FCN-268F012-G/BD](#) [FCN-268F036-G/BD](#) [FCN-268M012-G/0D](#) [FCN-268M024-G/1D](#) [FCN-360C008-C](#) [FCN-360C040-C](#) [FCN-723J004/1](#) [MIS-048-01-F-D-DP-K](#) [832-10-034-10-001000](#) [93696-325LF](#) [11828-1FA](#) [AXK630345P](#) [18097-0013](#) [ICA-328STT](#) [2007042-2](#) [304400-2](#) [FCN-214Q030-G/0](#) [FCN-215Q040-G/0](#) [FCN-230C068-ESA](#) [FCN-234P048-G/0](#) [FCN-235D050-G/C](#) [FCN-360A3](#) [FCN-360C040-B](#) [210-93-314-41-105000](#) [2-22603-0](#) [379-064-521-202](#) [MDF7-12P-2.54DSA\(01\)](#) [MDF7-16P-2.54DS\(56\)](#) [MDF7-40DP-2.54DSA\(55\)](#) [MDF7-8P-2.54DSA\(55\)](#) [MDF7B-16P-2.54DSA\(55\)](#) [AXG720047](#) [5031084030](#)