



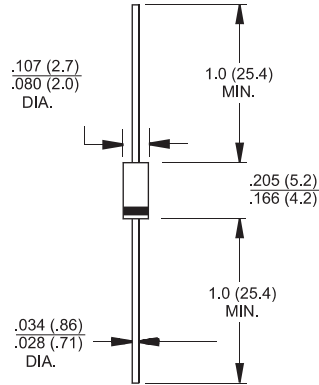
DO-41

Features

- ✦ High efficiency, Low VF
- ✦ High current capability
- ✦ High reliability
- ✦ High surge current capability
- ✦ Low power loss
- ✦ Easily cleaned with Freon, Alcohol, Isopropal and similar solvents

Mechanical Data

- ✦ Cases: Molded plastic
- ✦ Epoxy: UL 94V-0 rate flame retardant
- ✦ Polarity: Color band denotes cathode end
- ✦ High temperature soldering guaranteed:
260 °C /10 seconds/.375",(.95mm) lead lengths at 5 lbs.,(2.3kg) tension
- ✦ Weight: 0.35 gram



Dimensions in inches and (millimeters)

Maximum Ratings and Electrical Characteristics

Rating at 25 °C ambient temperature unless otherwise specified.

Single phase, half wave, 60 Hz, resistive or inductive load.

For capacitive load, derate current by 20%

Type Number	Symbol	1N 4001	1N 4002	1N 4003	1N 4004	1N 4005	1N 4006	1N 4007	BY 133	Units
Maximum Recurrent Peak Reverse Voltage	V_{RRM}	50	100	200	400	600	800	1000	1300	V
Maximum RMS Voltage	V_{RMS}	35	70	140	280	420	560	700	910	V
Maximum DC Blocking Voltage	V_{DC}	50	100	200	400	600	800	1000	1300	V
Maximum Average Forward Rectified Current .375"(9.5mm) Lead Length @ $T_A = 75^\circ C$	$I_{(AV)}$	1.0								A
Peak Forward Surge Current, 8.3 ms Single Half Sine-wave Superimposed on Rated Load (JEDEC method)	I_{FSM}	30								A
Maximum Instantaneous Forward Voltage @1.0A	V_F	1.0								V
Maximum DC Reverse Current @ $T_A=25^\circ C$ at Rated DC Blocking Voltage @ $T_A=125^\circ C$	I_R	5.0 50								uA uA
Maximum Full Load Reverse Current ,Full Cycle Average .375"(9.5mm) Lead Length @ $T_A=75^\circ C$	HT_{IR}	30								uA
Typical Junction Capacitance (Note 1)	C_j	10								pF
Typical Thermal Resistance (Note 2)	$R_{\theta JA}$	65								°C/W
Operating and Storage Temperature Range	T_J, T_{STG}	-65 to +150								°C

- Notes:
1. Measured at 1 MHz and Applied Reverse Voltage of 4.0 Volts D.C.
 2. Mount on Cu-Pad Size 5mm x 5mm on P.C.B.

RATINGS AND CHARACTERISTIC CURVES (1N4001 THRU 1N4007/BY133)

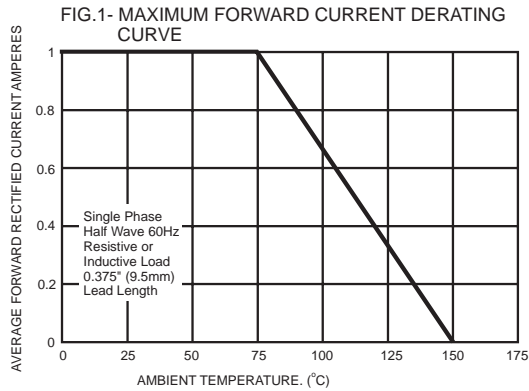


FIG.2- TYPICAL REVERSE CHARACTERISTICS

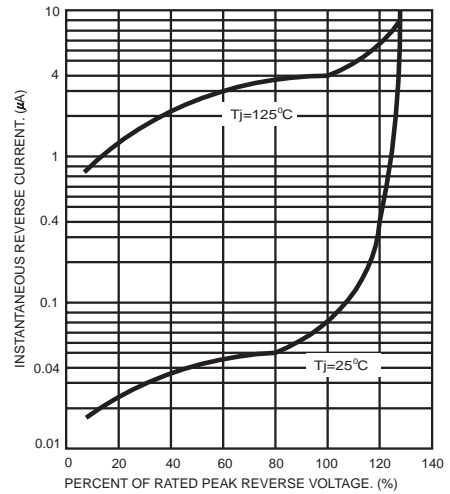


FIG.3- MAXIMUM NON-REPETITIVE FORWARD SURGE CURRENT

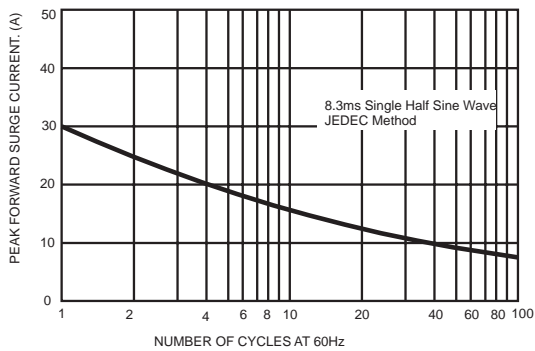


FIG.4- TYPICAL JUNCTION CAPACITANCE

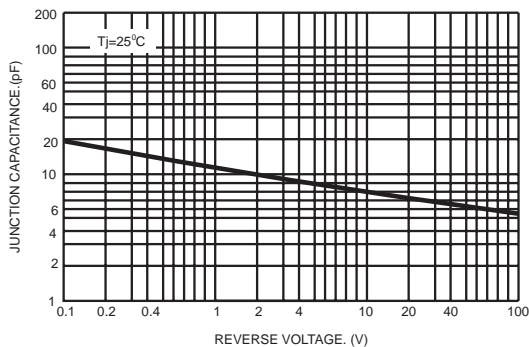
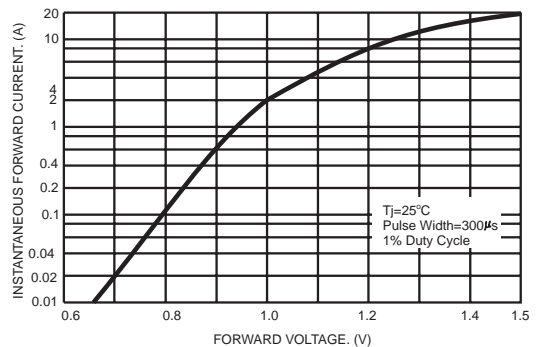


FIG.5- TYPICAL FORWARD CHARACTERISTICS



PACKAGE	SPQ/PCS	CARTON SPQ/PCS	CARTON SIZE/CM	CARTON GW/KG	CARTON NW/KG
DO-41	5000/AMMO	50000	42X28X31	14.00	12.00

X-ON Electronics

Largest Supplier of Electrical and Electronic Components

Click to view similar products for [Diodes - General Purpose, Power, Switching category](#):

Click to view products by [Luguang manufacturer](#):

Other Similar products are found below :

[RD0306T-H](#) [BAV17-TR](#) [BAV19-TR](#) [1N3611](#) [NTE156A](#) [NTE525](#) [NTE571](#) [NTE574](#) [NTE5804](#) [NTE5806](#) [NTE6244](#) [1SS181-TP](#)
[1SS193,LF](#) [1SS400CST2RA](#) [SDAA13](#) [SHN2D02FUTW1T1G](#) [LS4151GS08](#) [1N4449](#) [1N456A](#) [1N4934-E3/73](#) [1N914B](#) [1N914BTR](#)
[BAV199-TP](#) [BAW56DWQ-7-F](#) [BAW75-TAP](#) [MM230L-CAA](#) [IDW40E65D1](#) [JAN1N3600](#) [LL4151-GS18](#) [053684A](#) [SMMSD4148T3G](#)
[707803H](#) [NSVDAN222T1G](#) [SP000010217](#) [CDSZC01100-HF](#) [BAV199E6433HTMA1](#) [BAV70M3T5G](#) [SMBT2001T1G](#) [NTE5801](#) [NTE5800](#)
[NTE5808](#) [NTE6240](#) [NTE6248](#) [BAS28-7](#) [BAW56HDW-13](#) [BAS28 TR](#) [VS-HFA04SD60STR-M3](#) [NSVM1MA152WKT1G](#) [BAV99TQ-13-F](#)
[BAS21DWA-7](#)