

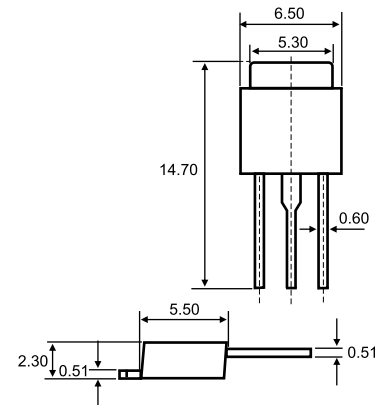
MJD122(NPN)

TO-251/TO-525-2L Transistor

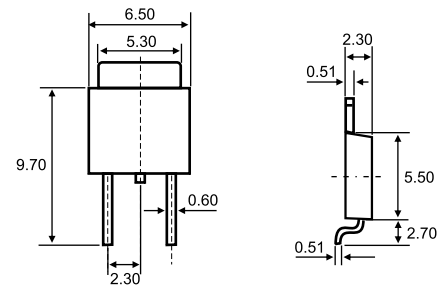
TO-251



1. BASE
2. COLLECTOR
3. EMITTER



TO-252-2L



Dimensions in inches and (millimeters)

Features

- ◇ High DC current gain
- ◇ Electrically similar to popular TIP122
- ◇ Built-in a damper diode at E-C

MAXIMUM RATINGS ($T_A=25^\circ\text{C}$ unless otherwise noted)

Symbol	Parameter	Value	Units
V_{CB0}	Collector-Base Voltage	100	V
V_{CEO}	Collector-Emitter Voltage	100	V
V_{EBO}	Emitter-Base Voltage	5	V
I_C	Collector Current -Continuous	8	A
P_C	Collector Power Dissipation	1.5	W
T_J	Junction Temperature	150	$^\circ\text{C}$
T_{stg}	Storage Temperature	-55-150	$^\circ\text{C}$

ELECTRICAL CHARACTERISTICS ($T_{amb}=25^\circ\text{C}$ unless otherwise specified)

Parameter	Symbol	Test conditions	MIN	TYP	MAX	UNIT
Collector-base breakdown voltage	$V_{(BR)CBO}$	$I_C=1\text{mA}, I_E=0$	100			V
Collector-emitter breakdown voltage	$V_{(BR)CEO}$	$I_C=30\text{mA}, I_B=0$	100			V
Emitter-base breakdown voltage	$V_{(BR)EBO}$	$I_E=3\text{mA}, I_C=0$	5			V
Collector cut-off current	I_{CBO}	$V_{CB}=100\text{V}, I_E=0$			10	μA
Collector-emitter cut-off current	I_{CEO}	$V_{CE}=50\text{V}, I_E=0$			10	μA
Emitter cut-off current	I_{EBO}	$V_{EB}=5\text{V}, I_C=0$			2	mA
DC current gain	$h_{FE(1)}$	$V_{CE}=4\text{V}, I_C=4\text{A}$	1000		12000	
	$h_{FE(2)}$	$V_{CE}=4\text{V}, I_C=8\text{A}$	100			
Collector-emitter saturation voltage	$V_{CE(sat)1}$	$I_C=4\text{A}, I_B=16\text{mA}$			2	V
	$V_{CE(sat)2}$	$I_C=8\text{A}, I_B=80\text{mA}$			4	V
Base-emitter saturation voltage	$V_{BE(sat)}$	$I_C=8\text{A}, I_B=80\text{mA}$			4.5	V
Base-emitter voltage	V_{BE}	$V_{CE}=4\text{V}, I_C=4\text{A}$			2.8	V
Collector output capacitance	C_{ob}	$V_{CB}=10\text{V}, I_E=0, f=0.1\text{MHz}$			200	pF

Typical Characteristics

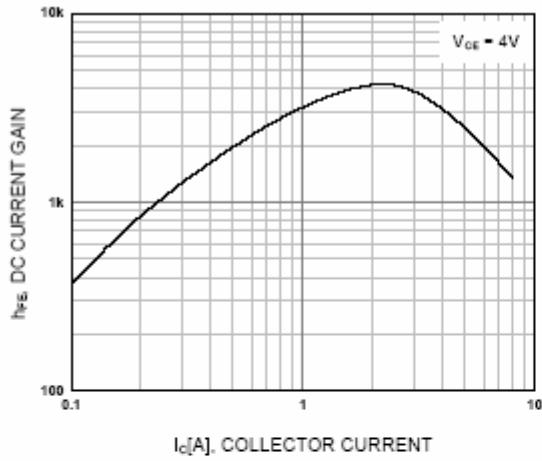


Figure 1. DC current Gain

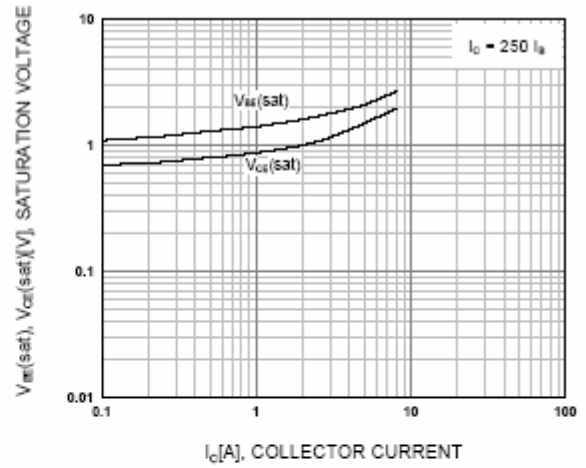


Figure 2. Base-Emitter Saturation Voltage
Collector-Emitter Saturation Voltage

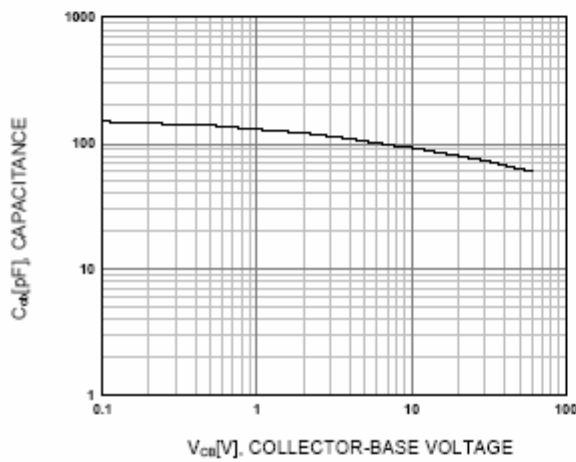


Figure 3. Collector Output Capacitance

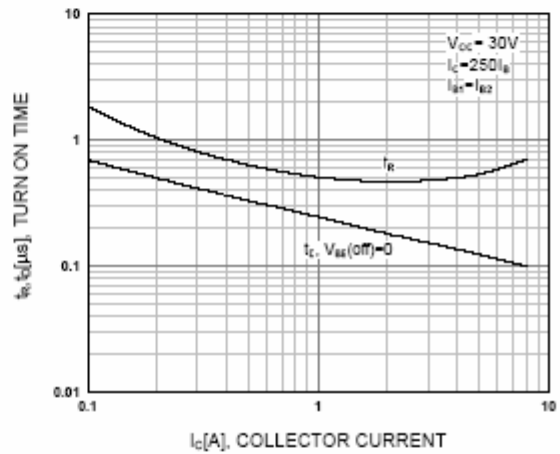


Figure 4. Turn On Time

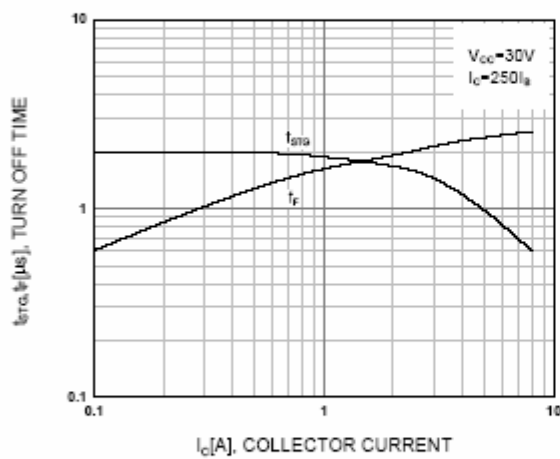


Figure 5. Turn Off Time

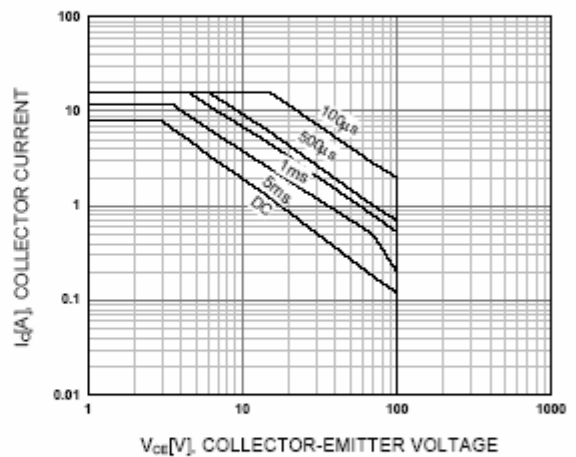


Figure 6. Safe Operating Area

X-ON Electronics

Largest Supplier of Electrical and Electronic Components

Click to view similar products for [Darlington Transistors](#) category:

Click to view products by [Luguang](#) manufacturer:

Other Similar products are found below :

[281287X](#) [BDV64B](#) [LB1205-L-E](#) [2N6053](#) [TIP140](#) [TIP127L-BP](#) [2N6383](#) [2N7371](#) [2N6283](#) [BCV47,215](#) [2SB1560](#) [2SB1647](#) [2SB852KT146B](#)
[2SD2560](#) [TIP112TU](#) [BCV27](#) [MMBTA13-TP](#) [MMSTA28T146](#) [NTE2557](#) [NJVNJD35N04T4G](#) [FJB102TM](#) [BCV47E6327HTSA1](#)
[BSP61H6327XTSA1](#) [BU941ZPFI](#) [NTE2350](#) [NTE245](#) [NTE246](#) [NTE2649](#) [NTE46](#) [NTE98](#) [ULN2003ADR2G](#) [NTE2344](#) [NTE2349](#)
[NTE2405](#) [NTE243](#) [NTE244](#) [NTE247](#) [NTE248](#) [NTE249](#) [NTE253](#) [NTE2548](#) [NTE261](#) [NTE262](#) [NTE263](#) [NTE264](#) [NTE269](#) [NTE270](#)
[NTE214](#) [NTE215](#) [NTE2317](#)