

Glass Passivated 3 Phase Bridge Rectifiers

Reverse Voltage - 800 to 1600Volts
Forward Current - 35 Amperes

Features 特征

- Low forward voltage drop
- High current capability
- High reliability

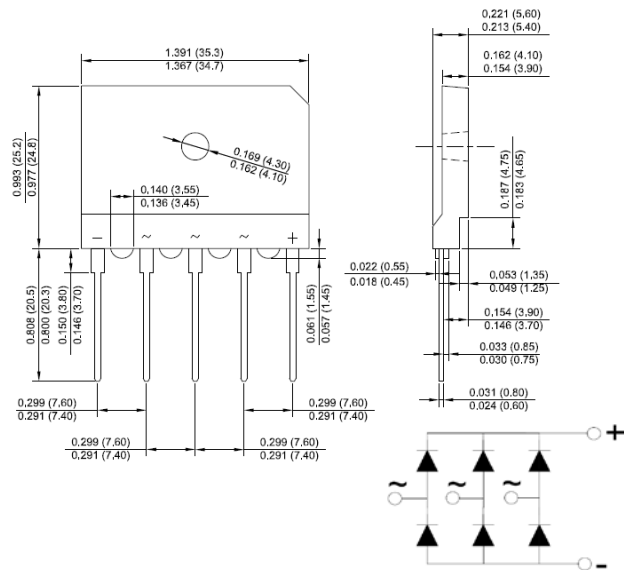
Mechanical Data

- Case: Epoxy case with heat sink
- Polarity: Symbol marked on body
- Mounting position:
- Bolt pass through the mounting hole of body then fix to heat sink
- Maximum Mounting torque (M4)¹: 0.8 N.m

Applications

- For use in high power supply inverters, servo motor and welding machine applications

SGBJ



Package Outline Dimensions in Inches (Millimeters)

Maximum Ratings and Electrical Characteristics

Rating at 25°C ambient temperature unless otherwise specified.

Single phase, half wave, 60Hz, resistive or inductive load.

For capacitive load, derate current by 20%.

Characteristics	Symbol	SGBJ35 -08	SGBJ35 -10	SGBJ35 -12	SGBJ35 -16	Unit
Maximum Repetitive Peak Reverse Voltage	V _{RRM}	800	1000	1200	1600	V
Maximum RMS Voltage	V _{RMS}	560	700	840	1120	V
Maximum DC Blocking Voltage	V _{DC}	800	1000	1200	1600	V
Peak Non-Repetitive Reverse Voltage	V _{RSM}	900	1100	1300	1700	V
Maximum Average Forward Rectified Current @T _c =110°C	I _(AV)	35				A
Peak Forward Surge Current, 8.3mS Single Half Sine-Wave, Superimposed on Rated Load (JEDEC Method)	I _{FSM}	400				A
I ² t Rating for Fusing (t<8.3mS)	I ² t	664				A ² S
Peak Forward Voltage per Diode at 17.5A DC	V _F	1.1				V
Maximum DC Reverse Current at Rated @T _J =25°C	I _R	5				μA
DC Blocking Voltage per Diode @T _J =150°C	I _R	3				mA
Typical Thermal Resistance to Case	R _{θJC}	0.8				°C/W
RMS Isolation Voltage from Case to Lead	V _{ISO}	2500				V
Operating Junction Temperature Range	T _J	-55 to +150				°C
Storage Temperature Range	T _{STG}	-55 to +125				°C

Notes: 1. Surface roughness of Heat sink <0.05mm
 2. The typical data above is for reference only

Fig. 1 - Forward Current Derating Curve

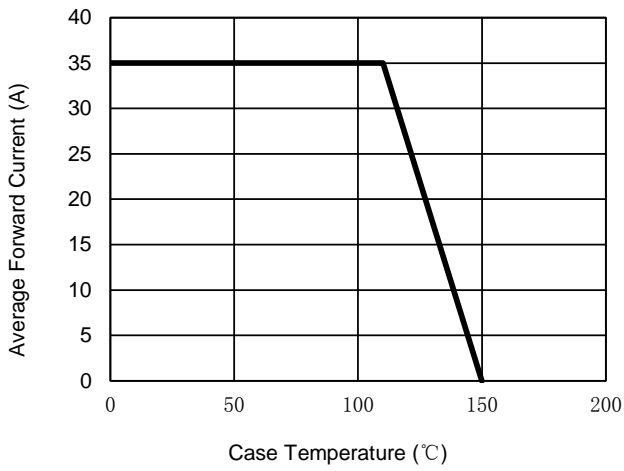


Fig. 2 - Maximum Non-Repetitive Surge Current

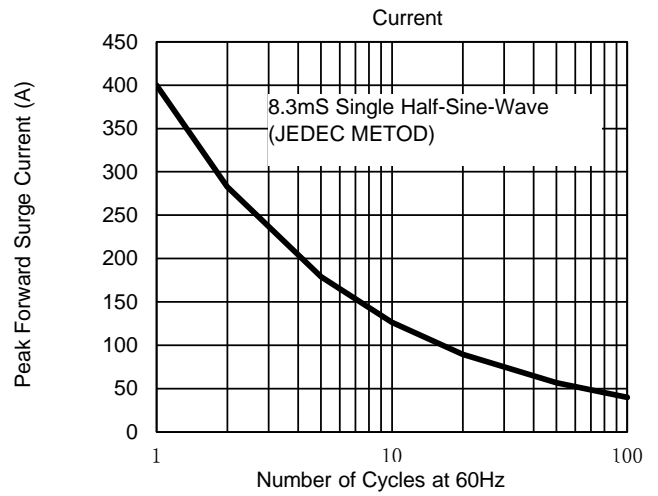


Fig. 3 - Typical Reverse Characteristics

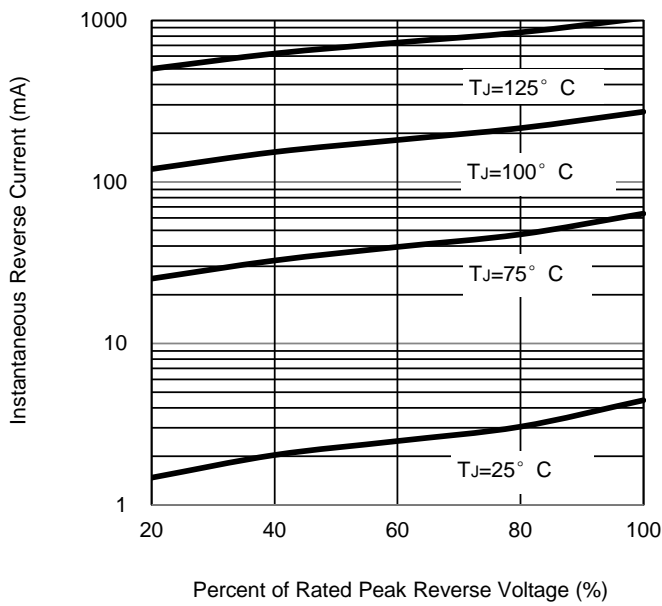
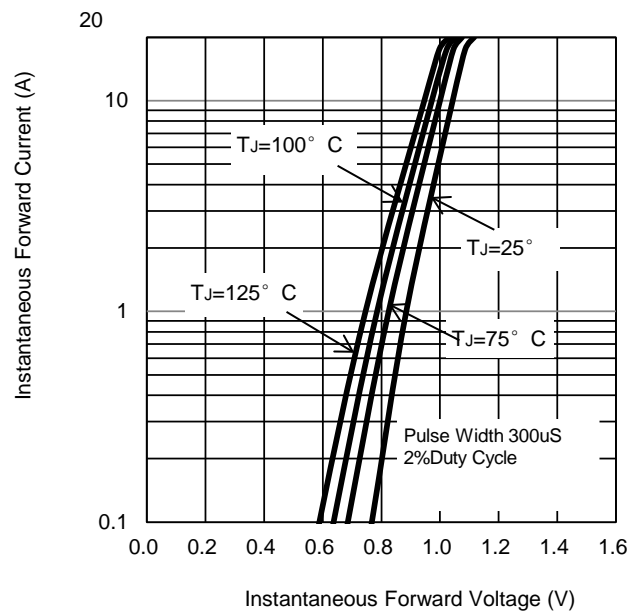


Fig. 4 - Typical Forward Characteristics



X-ON Electronics

Largest Supplier of Electrical and Electronic Components

Click to view similar products for [Bridge Rectifiers](#) category:

Click to view products by [Luguang](#) manufacturer:

Other Similar products are found below :

[G3SBA60-E351](#) [GBJ1504-BP](#) [GBU10B-BP](#) [GBU15J-BP](#) [GBU15K-BP](#) [GBU4A-BP](#) [GBU4D-BP](#) [GBU6B-E3/45](#) [GSIB680-E3/45](#) [DB101-BP](#) [DF10SA-E345](#) [RMB2S](#) [RCG](#) [APT30DF100HJ](#) [APT60DF20HJ](#) [B2S-E3/80](#) [BU1506-E351](#) [BU15085S-E345](#) [BU1508-E3/45](#) [BU1510-E3/45](#) [RS404GL-BP](#) [RS405GL-BP](#) [G3SBA20-E3/51](#) [G5SBA20-E3/51](#) [G5SBA60-E3/51](#) [GBJ1502-BP](#) [GBL02-E351](#) [GBL10-E3/45](#) [GBU10J-BP](#) [GBU4J-BP](#) [GBU4K-BP](#) [GBU8B-E3/45](#) [GBU8D-BP](#) [GBU8J-BP](#) [GSIB1520-E3/45](#) [MB1510](#) [MB352W](#) [MB6M-G](#) [B2M-E345](#) [B40C7000A](#) [B500C7000A](#) [MP5010W-BP](#) [MP501W-BP](#) [MP502-BP](#) [BR1005-BP](#) [BR101-BP](#) [BU1006-E345](#) [BU12065S-E3/45](#) [BU1508-E3/51](#) [BU2006-E3/45](#) [BU2008-E345](#)