



0910 ASL 412

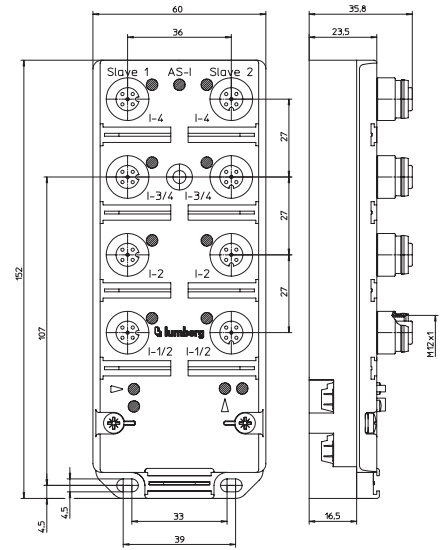


AS-Interface Module with 8-Digital Inputs

8 IN

AS-Interface flat cable module with 8 digital inputs to connect standard sensors, combined M12 socket, infrared interface for the addressing.

- Version 2.1 -







Bit Assignment

Bit	-	-	-	-	3	2	1	0
	M12 Input							
Byte 0 / Slave 1	-	-	-	-	I-4	I-3	I-2	I-1
Byte 1 / Slave 2	-	-	-	-	I-4	I-3	I-2	I-1

Diagnostic Indication

LED	Indication	Condition
I-1..4	yellow	channel status
U-AS-i	green	AS-Interface power supply active
	red	communication error
FID	red flashing	periphery error (sensor/actuator short circuit)

Pin Assignments

Input 1 M12	Input 2 M12	Input 3 M12	Input 4 M12
 <ul style="list-style-type: none"> 1 = +24 V 2 = IN 2 3 = GND (0 V) 4 = IN 1 5 = earth 	 <ul style="list-style-type: none"> 1 = +24 V 2 = n.c. 3 = GND (0 V) 4 = IN 2 5 = earth 	 <ul style="list-style-type: none"> 1 = +24 V 2 = IN 4 3 = GND (0 V) 4 = IN 3 5 = earth 	 <ul style="list-style-type: none"> 1 = +24 V 2 = n.c. 3 = GND (0 V) 4 = IN 4 5 = earth

The connection to earth for the inputs is implemented via the earthing contacts at the fastening holes.



AS-Interface Module with 8-Digital Inputs

0910 ASL 412

Technical Data

Environmental

Degree of protection	IP 67
Operating temperature range	-25°C (-13°F) to +80°C (+176°F)
Weight	300 g
Housing material	PUR

Bus system

AS-Interface profile	S 0.A.E
I/O configuration	0 hex
ID code	1 hex
ID2 code (extended ID-code)	E hex
Support A/B addressing	yes

Electronics power supply

Rated voltage	AS-Interface net
Voltage range	26.5–31.6 V DC
Power consumption	max. 500 mA
Reverse polarity protection	yes
Indication	LED green

Input power supply

Voltage range (AS-Interface net)	17–30 V
Total current of all sensors	max. 200 mA
Short circuit-proof	yes

Inputs

Rated input voltage	24 V DC
Signal state "1"	Us > 11 V / Is > 6 mA
Signal state "0"	Is < 2 mA
Input circuit	p-switching
Number of digital channels	8
Channel status indicator	LED yellow per channel

Diagnostic

Indication	LED red
------------	---------

Included in delivery / Accessories

Dust covers M12	2 pieces
Attachable label	10 pieces

Note

The input channels are connected together. That allows a greater connection flexibility (see pin assignment). In case of connection of a two-channel sensor to input socket 1 or 3 a further sensor must not be plugged to input socket 2 or 4 respectively due to the Y wiring of the inputs.

Part Number

0910 ASL 412



The application of these products in harsh environments should always be checked before use. Specifications subject to alteration.

X-ON Electronics

Largest Supplier of Electrical and Electronic Components

Click to view similar products for [I/O Modules](#) category:

Click to view products by [Lumberg](#) manufacturer:

Other Similar products are found below :

[70L-OAC-L](#) [G21960000700](#) [G34960002700](#) [G88104401](#) [IDC-5B](#) [OACU](#) [C4SWOUT](#) [FC6A-T32K3](#) [SNAP-OAC5MA](#) [FC6A-N16B3](#)
[FC6A-N32B3](#) [FC6A-T16P3](#) [G3TAOD201SDC24](#) [PB32HQ](#) [PB16T](#) [PB8](#) [PB8H](#) [C200H-OD211](#) [GT1-AD04CST](#) [GT1-DA04](#) [70GRCQ24-](#)
[HS](#) [M-OAC5](#) [G4OAC24AMA](#) [2736505](#) [6202](#) [6402](#) [IL MOD BK DI8 DO4-PAC](#) [FC6A-J2C1](#) [FC6A-KC1C](#) [FC6A-N08A11](#) [FC6A-M24BR1](#)
[FC6A-K4A1](#) [FC6A-T32P3](#) [9-1393028-2](#) [GP32900003700](#) [641-480-5022](#) [PB16H](#) [WISE-4050/LAN-B](#) [WISE-S614T-A](#) [ADAM-4068-C](#)
[56475](#) [ADAM-4017+-F](#) [ADAM-4118-C](#) [AMAX-4856-B](#) [WISE-4050-B](#) [ADAM-4051-C](#) [ADAM-4053-F](#) [GT1-AD08MX](#) [TM5SDO6TBFS](#)
[70Q3446](#)