

Industrial Connectivity Solutions



**Connectors & Components
for Automation Technology**



lumbergautomation

A **BELDEN** BRAND

Lumberg Automation™ Provides
Reliable Connectivity and Fieldbus
Solutions for Industrial Automation
Applications Worldwide.





Belden® Industrial Solutions – More Convenience and More Solutions for Networks in Harsh Environments and Large-scale Infrastructures

Belden Industrial Solutions

For mission-critical applications, Belden is the signal transmission partner that delivers confidence in signal availability, integrity and performance because only Belden can offer solutions that satisfy any requirement.

A majority of system failures occur within the signal transmission space, and troubleshooting can be very difficult and time-consuming. We want everyone to **"Be Certain"** that when choosing Belden you receive **Signal Availability** – always there, **Signal Integrity** – always trusted and secure, and **Signal Performance** – always when and where you need it.

Belden has brought together a comprehensive line of industrial cabling, connectivity and networking devices, offering the most reliable communications solutions for your application. Whether you are networking your devices to the controllers, connecting the controllers to the control room, relaying data between the control room, the engineering department, and remote manufacturing sites – or all of the above – Belden has the products you need to seamlessly connect your communications.

From the petrochemical, automotive, pharmaceutical, power generation, pulp and paper, metals, food and beverage, or general manufacturing plant to the corporate headquarters – and everywhere in between – Belden has your signal transmission solution. Belden offers the most dependable network and communications system performance in tough and mission-critical environments.

Our Synergy Ensures Continuous Performance

With the Hirschmann™ and Lumberg Automation™ product line additions to the Belden offering, our line of Complete Industrial Solutions is uniquely positioned to provide the best network and communications infrastructure possible. Belden products and systems expertise means that you can maintain ongoing operations without interruption and costly downtime – in any environment.

Here are a few more good reasons why Belden is your best choice for industrial networking, communications and control:

- We have the expertise to integrate your industrial and commercial networks.
- Our products are engineered to perform in tough and difficult environments.
- We offer the broadest selection of products, for a complete, end-to-end Ethernet solution.
- Our sales and engineering professionals can audit, recommend/design, configure and assemble the products and systems to your specific requirements.
- Our global manufacturing and distribution network make our products available to you globally.

Offering Comprehensive Service & Support

Belden recognizes that comprehensive know-how is necessary to ensure an optimized, homogenous solution. We also know that consultation, support and training requires more than just a general understanding of the products, technologies and market trends. It requires a solid understanding of the application and the ability to provide the type of support that is needed – when and where it is needed. It requires the four key service and support areas that are critical to success:

- Network Design
- Training
- Technical Support
- System Performance

Network Design

Belden eliminates your design challenges because we understand the issues surrounding the design and operation of networks in industrial and mission-critical environments. Our engineers are available to work with you to deliver high-availability networks that meet your enterprise-wide IT needs. Whether it's designing systems for Greenfield facilities, or integrating into existing industrial IT environments, our highly-trained staff lifts the design burden from your shoulders to ours.

We'll consult with you to develop a strategy – or we'll develop and implement your full design – either way our staff is available to you.

Training

Backed by years of meeting and exceeding the needs of a broad range of end-user applications, Belden is ideally suited to offer beginners and networking experts alike the opportunity to expand their understanding of mission-critical industrial networks. Belden has developed a series of training programs that are given by Belden-certified individuals – all experts in industrial networking and cabling.

Technical Support

At Belden, our personnel are poised to assist our customers – ensuring maximum uptime and reliability. And with offices in North America, Asia and Europe, Belden can respond globally.

System Performance

If Belden designs it, we guarantee performance – period. We are committed to ensuring world-class signal connectivity and to significantly improve your operational up-time. All Belden components are "designed" to deliver optimum performance: from connectors, to cable, to routers and switches. Based on this comprehensive product portfolio, we have the necessary industrial solutions DNA to deliver reliability.

For more information on our service and support offering, including our warranties, please go to the Belden web site at www.belden.com/industrial to locate a Belden sales representative near you.



Belden keeps many different and mission-critical operations up and running all around the world.

Belden Products Serve Many Diverse Industries


Processing Industries

Safety is critical in all processing operations. Therefore the best defense is an effective and reliable offense – specifying signal transmission products that have been engineered and manufactured specifically for the process environment. Using Belden products, including Hirschmann- and Lumberg Automation branded products, you can rely on our products to ensure proper and consistent system performance – even in the most demanding and hazardous applications.



Discrete Manufacturing


Uptime and dependability of operations are hallmarks of Belden, Hirschmann and Lumberg Automation products. These products are designed to prevent transmission problems in the factory network which can lead to catastrophic failures and untold costs. With all our products and solutions having been designed to meet and exceed the high demands of our discrete manufacturing customers, comprehensive service and support are part of the offering.



Infrastructure


Control, centralized monitoring and network management perform seamlessly in very demanding applications for our most discriminating infrastructure customers. Whether networking a long underground rail tunnel, a large wastewater complex, an airport in the desert, or power generation facilities in the arctic, Belden, Hirschmann and Lumberg Automation products will deliver continuous network availability and bring efficiency to operations.





Applications

- Oil, Gas and Petrochemical Processing
- Oil, Drilling and Exploration
- Food and Beverage
- Pharmaceutical Processing
- Pulp and paper Processing
- Chemical Processing
- Cement and Concrete Production
- Coking
- Mining



Applications

- Industrial Equipment
- Machine Tools
- Semiconductors
- Plastics
- Rubber Products
- Electronic Components
- Medical Devices and Equipment
- Automotive
- Consumer Products
- Fabricated Metals
- Construction and Off-road Equipment



Applications

- Water Supply
- Waste Treatment and Management
- Roadway and Railway Tunnels
- Shipyards and Shipping Vessels
- Pipelines
- Security
- Airports
- Bridges
- Rail Yards
- Wind Power
- Power Generation, Transmission and Distribution
- Transportation



The Lumberg Automation™ Brand Sets the Standard for Quality, Reliability and Service.



About Our Solutions

Today, more than ever, manufacturing productivity depends upon seamless data communication and automation systems. Lumberg Automation has assembled one of the most diversified portfolios for industrial connectivity and distributed I/O systems for control applications.

With the advancements in technology and improved machine designs, industrial controls, such as sensors, actuators, safety light curtains, pushbutton switches and the like are moving closer to the application.

Our Enclosure~less™ Concept

The Enclosure~less concept from Lumberg Automation addresses these applications with an entire suite of industrial hardened connectivity and distributed I/O products.

Enhanced environmental characteristics, modular designs, plug-and-play electronics with quick-disconnect designs are all integrated to increase speed of installation, decrease troubleshooting and maintenance while reducing the overall complexity of the control application. These products provide the optimal solution in machine and equipment design and offer excellent opportunities and benefits to OEMs, system integrators, and end users alike.

Easing the Design Process

Our system approach leads to decreased time and money to develop complete integrated connectivity solutions. Using our Enclosure~less concept is one of the most effective ways to dramatically reduce the design time.

Re~Useable Solutions

OEM's now have access to a set of standard products designed around the concept that everything is pluggable and interchangeable.

Having the flexibility to re-configure or expand an existing system without worrying about customization is made possible with our Enclosure~less concept. Most importantly, our products are re-usable and can be adapted to future designs or merely put back on the shelf for future use.

Improved Installation Time with Less Mistakes

A recent study by a group of European manufacturers concluded that Enclosure~less assembly costs save as much as 30 percent over conventional installation methods.

These savings are realized through not only the Enclosure~less concept, but by the technology that is being employed. With a modular design approach and plug-and-play electronic features, less time will be spent running down errors or replacing parts from incorrect wiring.

Trouble~Shooting is Simplified

Troubleshooting circuits can be a long process, especially when one is dealing with several hundred termination points.

Many of our products have integrated LED function indicators which provide a visual notification that a circuit is functioning properly.

By using products that have integrated LED functions, mechanics and engineers alike can quickly isolate and resolve the problem.

Testing Made Simple

OEMs can cost-effectively build and pre-test a machine at their facility, disassemble and transport it to an end user's plant knowing that everything has been tested. This is primarily made possible through the reduction of wiring terminations throughout the system, which makes testing a much simpler and quicker process.

Reliability is Maximized

Enclosure~less™ solutions can minimize wiring errors because wiring is pre-manufactured with quick-disconnect features. With less manual wiring involved, there are fewer points of failure.

Some studies suggest that a large portion of system failures come from installation rather than part failures. The decrease in errors associated with pre-manufactured wiring leads to an increase in the overall reliability of the control system.

In the end, this helps speed installation and commissioning, maintenance, troubleshooting, and ultimately boosts a plant's production.

Maintenance/Repair Time is Reduced

Maintenance technicians and operators no longer need to access the control panel since much of the maintenance and troubleshooting can be done outside.

With the simplicity of wiring layout and connections, end users can efficiently isolate problems and replace a starter or I/O locally, rather than sorting through a complex panel. The result is significantly easier troubleshooting and shorter Mean-Time-To-Repair (MTTR).

Floor Space at a Premium

Control cabinets can occupy a substantial amount of the production floor. The Enclosure~less™ concept dramatically reduces the need for that real estate, allowing companies to leverage more of their facility.

Industries like semiconductor and pharmaceutical manufacturing have realized the benefits of the On~Machine approach for years, as their clean-room space is at a premium.



Table of Contents

Table of Contents	
About Belden® Industrial Solutions	3
Industries and Applications	4-5
About Our Solutions	6-7
Enclosure-less Connectivity Solutions at a Glance	8-9
<hr/>	
Connectivity Solutions	10-87
<i>Passive Actuator/Sensor Connectivity Products, M8 / M12 Micro / 1/2"-20 Micro / Mini 7/8", 1", 1 1/8" / M23 / DIN Valve Connectors, From IP 65 to IP 69K Ratings / NEMA 6P Rated.</i>	
<hr/>	
Distribution Boxes.....	10-15
Single Ended Cordsets	16-33
Double Ended Cordsets.....	33-51
Splitters.....	52-56
Receptacles.....	57-67
Field Attachable Connectors.....	68-78
PowerCINCH - On-Machine Power Distribution Connection System	79-82
Accessories	83-87
<hr/>	
Fieldbus Solutions for Centralized I/O Applications	88-99
<i>Lumberg Automation IP 67- Systems for Centralized Field Wiring. Supported Protocols: DeviceNet, CANopen, Profibus-DP and PROFINET.</i>	
<hr/>	
e2c 67 for Field Level Centralized I/O Wiring System.....	88-91
Lion-Link for Field Level Distributed I/O - Ideal for System Expansion	92-99
<hr/>	
Fieldbus Solutions for Decentralized I/O Applications	100-135
<i>Lumberg Automation IP 67- I/O Modules and Related Connectors for AS-Interface, DeviceNet, CANopen, and Profibus-DP</i>	
<hr/>	
AS-Interface	100-104
DeviceNet.....	105-118
Profibus-DP	119-128
CANopen	129-132
Interbus.....	133-135
<hr/>	
Industrial Ethernet Solutions	136-142
<i>Modbus/TCP (4-Pair), Ethernet/IP (2-Pair, D-Coded), and ProfiNet (2-Pair B-Coded), M12 and RJ45 Configurations, From IP 20 to IP67 Ratings</i>	
<hr/>	
Switches (Unmanaged)	136
Panel Mount Feed-Throughs	136
UTP Media Cordsets.....	136-141
Field Attachable Connectors.....	142
Receptacles.....	142
<hr/>	
References	143-176
<hr/>	
Glossary of Terms	143-148
Cable Index / Connector Key/Pin Configurations	149-157
Part Number Index.....	158-176

Enclosure-less Wiring Solution for On-Machine Applications

Legend

1. Passive Distribution Boxes

Many styles to choose from. 4-, 6-, or 8-ports, top or side entry, with on-board, homerun cable, or quick-disconnect connector.

2. Cordsets

Single- and Double-Ended Cordsets provide connection between field devices and the ports of a distribution box or may be used to hardwire a device to a control panel or distribution box.

3. Receptacles

Receptacles are connectors that mount in a fixed location (sensor or panel) and mate with a molded cable.

4. Field Attachable Connectors

Used to complete the assembly of a single-ended cordset. Field attachables are available in a variety of thread sizes and number of poles, straight and right-angle or to make cordset repairs in the field.

5. DIN Valve Connectors

Are mainly used with solenoid valves in hydraulic and pneumatic applications. In addition, these connectors are also used in electrical applications for pressure switches, filter switches, limit switches and special sensors.

6. Splitters

Devices that provide the means of bringing two different sensor/actuator signals into a single port of an ASB distribution box, thereby doubling the capacity of the box.

7. Fieldbus I/O Blocks

Have embedded communications protocol, e.g., DeviceNet, Profibus... that allows them to actively communicate with the network interface at the PLC.

8. Fieldbus I/O Modular Bus Systems

Are systems with bus-neutral I/O modules and communications adapters that allow the designer to mix and match field bus and I/O hardware components as needed for the application.

9. Bus Taps and Tees

Connect drop lines to the main trunk line or combine power and signal using a hybrid cable.

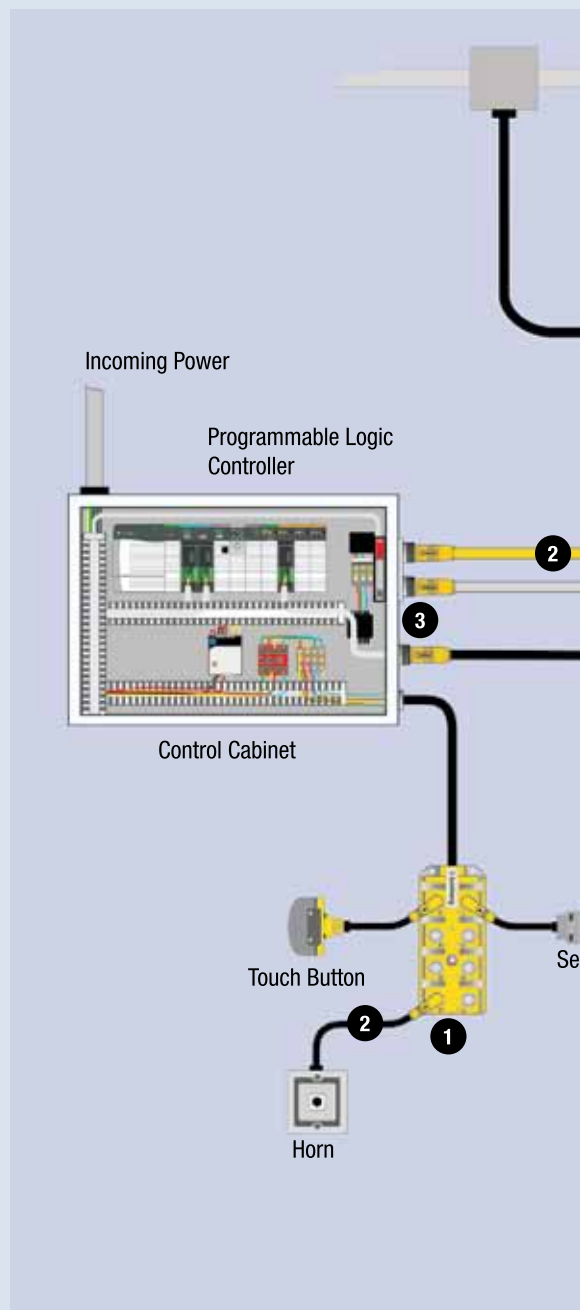
10. Drop and Trunk Cordsets

When connecting multiple devices to a single communications trunk, the trunk is split with a T-connector. The cable that connects the device to the main trunk is referred to as a drop cable.

11. Terminating Resistors

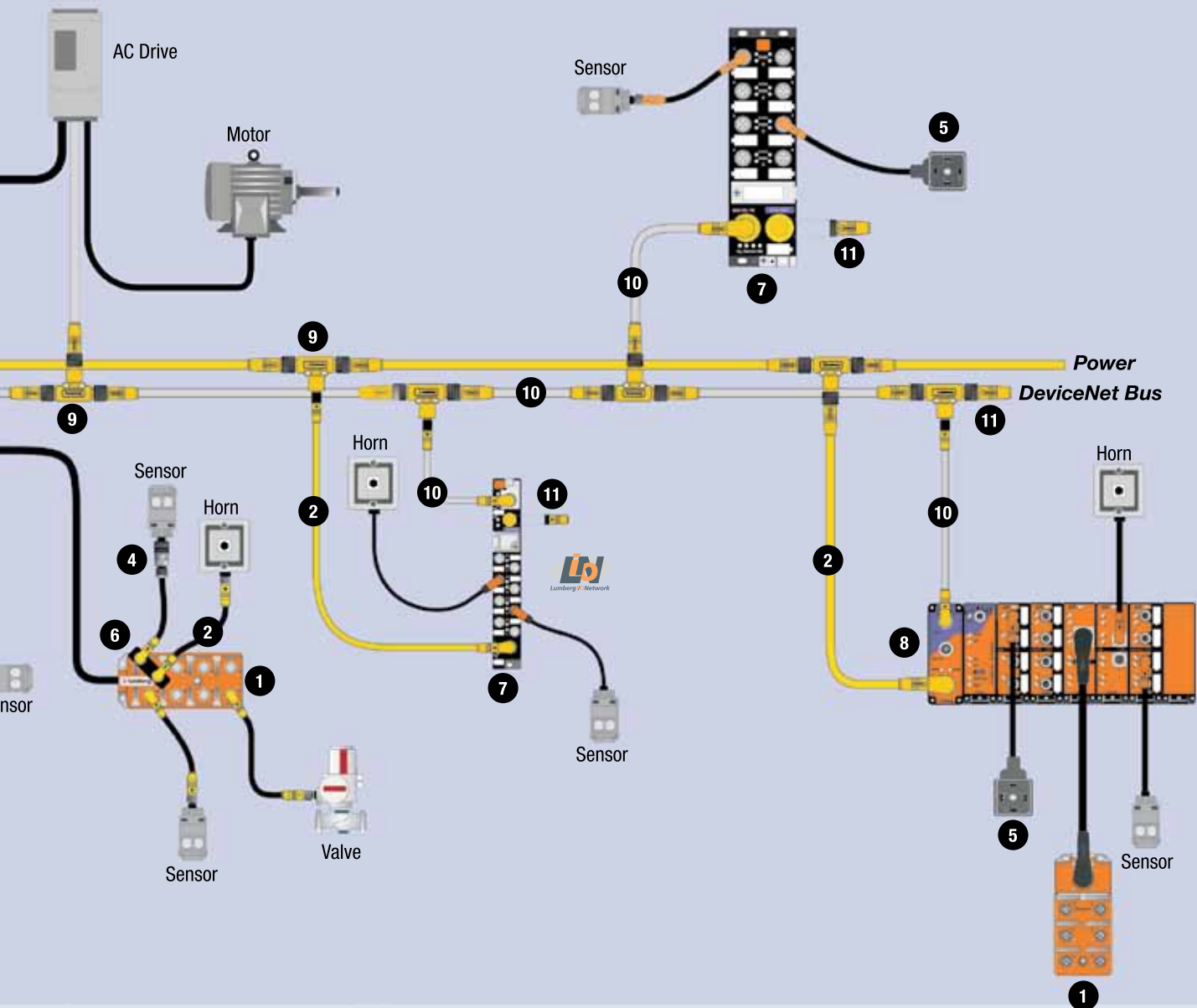
Are placed at the end of a transmission line or daisy chain bus (such as in Devicenet), designed to match impedance and hence minimize signal reflections.

Active/Passive Application Diagram





3 Phase-Power



Actuator/Sensor Distribution Boxes

M8 Distribution Boxes

ASBSM.../LED



M8-Distribution Box

Actuator-/Sensor-Distribution Box with LED (PnP), Top Entry, 4-, 6-, 8- and 10-Port, M8 Sockets, 3-Poles, 1 Signal per Port with M12 Quick Disconnect. IP 67 Rated.

Home Run Connector: RKT 12-348/...M

Part No.

ASBSM 4/LED 3
ASBSM 6/LED 3
ASBSM 8/LED 3
ASBSM 10/LED 3

ASBM.../LED



M8-Distribution Box

Actuator-/Sensor-Distribution Box with LED (PnP), Top Entry, 4-, 6-, 8-, 10- and 12-Port, M8 Sockets, 3-Poles, 1 Signal per Port, Halogen Free PUR Cable Jacket. IP 67 Rated.

Cable Type: 343 | 344 | 345 | 346 | 347
 PUR halogen-free, black

Part No.

Part No.

ASBM 4/LED 3-343/5 M	ASBM 10/LED 3-346/5 M
ASBM 4/LED 3-343/10 M	ASBM 10/LED 3-346/10 M
ASBM 4/LED 3-343/15 M	ASBM 10/LED 3-346/15 M
ASBM 6/LED 3-344/5 M	ASBM 12/LED 3-347/5 M
ASBM 6/LED 3-344/10 M	ASBM 12/LED 3-347/10 M
ASBM 6/LED 3-344/15 M	ASBM 12/LED 3-347/15 M
ASBM 8/LED 3-345/5 M	
ASBM 8/LED 3-345/10 M	
ASBM 8/LED 3-345/15 M	

SBS 4/LED



M8-Distribution Box

Actuator-/Sensor-Distribution Box with LED (PnP), Top Entry, 4-Ports, 3-Poles, M8 Sockets, 1 Signal per Port with M12 On-board Quick Disconnect. IP 67 Rated.

Part No.

SBS 4/LED 3

SB 8/LED



M8-Distribution Box

Actuator-/Sensor-Distribution Box with LED (PnP), Top Entry, 8 Ports, 3-Poles, M8 Sockets, 1 Signal per Port, Halogen Free PUR Home Run Cable. IP 67 Rated.

Cable Type: 333
 PUR halogen-free, black

Part No.

SB 8/LED 3-333/5 M
SB 8/LED 3-333/10 M



Actuator/Sensor Distribution Boxes

M12 Distribution Boxes

ASNBV 8/LED



M12-Distribution Box

Actuator-/Sensor-Distribution Box with LED (PnP), Top Entry, 8-Ports, M12 Sockets, 5-Poles, 2 Signals per Port, with Stainless Steel Housing and PVC Home Run Cable. IP 69K Rated.

– especially designed for use in Food Processing equipment –

Cable Type: 278
PVC, black

Part No.

ASNBV 8/LED 5-278/5 M
ASNBV 8/LED 5-278/10 M
ASNBV 8/LED 5-278/15 M

ASNBL 8/LED



M12-Distribution Box

Actuator-/Sensor Distribution Box with LED (PnP), Side Entry, 8-Ports, M12 Sockets, 5-Poles, 2 Signals per Port, with Stainless Steel Housing and PVC Home Run Cable. IP 69K Rated.

– especially designed for use in Food Processing equipment –

Cable Type: 320
PVC, black

Part No.

ASNBL 8/LED 5-4-320/5
ASNBL 8/LED 5-4-320/10 M
ASNBL 8/LED 5-4-320/15 M

ASB



M12-Distribution Box

Actuator-/Sensor-Distribution Box, Top Entry, 4-, 6- and 8-Ports, M12 Sockets, 4-Poles, 1 Signal per Port, with PUR Halogen Free Home Run Cable. IP 67 Rated.

Cable Type: 328 | 330 | 331
PUR, halogen-free, black

Part No.

ASB 4 5-4-328/5 M
ASB 4 5-4-328/10 M
ASB 6 5-4-330/5 M
ASB 6 5-4-330/10 M
ASB 8 5-4-331/5 M
ASB 8 5-4-331/10 M

ASB.../LED



M12-Distribution Box

Actuator-/Sensor-Distribution Box with LED (PnP), Top Entry, 4-, 6- and 8-Ports, M12 Sockets, 4-Poles, 1 Signal per Port, with PUR Halogen Free Home Run Cable. IP 67 Rated.

Cable Type: 328 | 330 | 331
PUR, halogen-free, black

Part No.

ASB 4/LED 5-4-328/5 M
ASB 4/LED 5-4-328/10 M
ASB 6/LED 5-4-330/5 M
ASB 6/LED 5-4-330/10 M
ASB 8/LED 5-4-331/5 M
ASB 8/LED 5-4-331/10 M



Actuator/Sensor Distribution Boxes

M12 Distribution Boxes

ASB.../LED



M12-Distribution Box


Actuator-/Sensor-Distribution Box with LED (PnP), Top Entry, 4- and 8-Ports, M12 Sockets, 4-Poles, 1 Signal per Port with Integrated Mini Quick Disconnect Home Run Connector. IP 67 Rated.

Cable Type: 328 | 331
PUR, halogen-free, black

Part No.

ASB 4/LED 5-4-328/RS120M
ASB 8/LED 5-4-331/RS120M

ASB 8/LED 5-4/1,5 M



M12-Distribution Box

Actuator-/Sensor-Distribution Box with LED (PnP), Top Entry, 8-Ports, M12 Sockets, 4-Poles, 1 Signal per Port, with Signal Wire Connection on Rear. IP 67 Rated.

Part No.

ASB 8 / LED 5-4/ 1,5 M

ASBV



M12-Distribution Box

Actuator-/Sensor-Distribution Box, Top Entry, 4-, 6- and 8-Ports, M12 Sockets, 5-Poles, 2 Signals per Port, with PUR Halogen Free Home Run Cable. IP 67 Rated.

Cable Type: 256 | 332 | 242
PUR, halogen-free, black

Part No.

ASBV 4 5-256/5 M
ASBV 4 5-256/10 M
ASBV 6 5-332/5 M
ASBV 6 5-332/10 M
ASBV 8 5-242/5 M
ASBV 8 5-242/10 M

ASBV.../LED



M12-Distribution Box

Actuator-/Sensor-Distribution Box with LED (PnP), Top Entry, 4-, 6- and 8-Ports, M12 Sockets, 5-Poles, 2 Signals per Port, with PUR Halogen Free Home Run Cable. IP 67 Rated.

Cable Type: 256 | 332 | 242
PUR, halogen-free, black

Part No.

ASBV 4/LED 5-256/5 M
ASBV 4/LED 5-256/10 M
ASBV 4/LED 5-256/15 M
ASBV 6/LED 5-332/5 M
ASBV 6/LED 5-332/10 M
ASBV 6/LED 5-332/15 M
ASBV 8/LED 5-242/5 M
ASBV 8/LED 5-242/10 M
ASBV 8/LED 5-242/15 M



Actuator/Sensor Distribution Boxes

M12 Distribution Boxes

ASBV



M12-Distribution Box

Actuator-Distribution Box, Top Entry, 4- and 8-Ports, M12 Sockets, 3-Poles, 2 Signal per Port for Dual Solenoids with Integrated Mini Quick Disconnect Home Run Connector. IP 67 Rated.

Cable Type: 138 | 139
PUR, black

Part No.

ASBV 4 4-3-138/RS120M

ASBV 8 4-3-139/RS190M

ASBS



M12-Distribution Box

Actuator-/Sensor-Distribution Box, Top Entry, 6- and 8-Ports, M12 Sockets, 4-Poles, 1 Signal per Port, with On-Board M23 Quick Disconnect. IP 67 Rated.

Part No.

ASBS 6 5-4

ASBS 8 5-4

ASBS.../LED



M12-Distribution Box

Actuator-/Sensor-Distribution with LED (PnP), Top Entry, 4-, 6- and 8-Ports, M12 Sockets, 4-Poles, 1 Signal per Port, with On-Board M23 Quick Disconnect. IP 67 Rated.

Part No.

ASBS 4 / LED 5-4

ASBS 6 / LED 5-4

ASBS 8 / LED 5-4

ASBS 8/LED 5-4/4E4A



M12-Distribution Box

Actuator-/Sensor-Distribution Box with LED (PnP) to Connect 4 Standard-Sensors and 4-Standard Actuators with Separate Power Supply for Inputs and Outputs, Top Entry, 8-Ports, M12 Sockets, 4-Poles, 1 Signal per Port. IP 67 Rated.

Part No.

ASBS 8/LED 5-4/4E-4A



Actuator/Sensor Distribution Boxes

M12 and M8 Distribution Boxes

ASBSV



M12-Distribution Box

Actuator-/Sensor-Distribution Box, Top Entry, 4-, 6- and 8-Ports, M12 Sockets, 5-Poles, 2 Signals per Port with M23 Quick Disconnect. IP 67 Rated.

Part No.

ASBSV 4 5

ASBSV 6 5

ASBSV 8 5

ASBV.../LED



M12-Distribution Box

Actuator-/Sensor-Distribution Box with LED (PnP), Top Entry, 4- and 8-Ports, M12 Sockets, 5-Poles, 2 Signal per Port with Integrated Mini Quick Disconnect Home Run Connector. IP 67 Rated.

Part No.

ASBV 4/LED 5-256/RS120M

ASBV 4/LED 5-242/RS190M

Cable Type: 256 | 242

PUR, halogen-free, black

ASBSV.../LED



M12-Distribution Box

AActuator-/Sensor-Distribution Box with LED (PnP), Top Entry, 4-, 6- and 8-Ports, M12 Sockets, 5-Poles, 2 Signals per Port with M23 Quick Disconnect. IP 67 Rated.

Part No.

ASBSV 4/LED 5

ASBSV 6/LED 5

ASBSV 8/LED 5

ASBSVD 8/LED W5



M12-Distribution Box

AActuator-/Sensor-Distribution Box with LED (PnP), Top Entry, 4-, 6- and 8-Ports, M12 Sockets, 5-Poles, 2 Signals per Port with On-Board M23 Quick Disconnect. IP 67 Rated.

Part No.

ASBSVD 8/LED W5



Actuator/Sensor Distribution Boxes

M8 and Mini 7/8" Distribution Boxes

RSWU 12-ASB 8/LED



M23-Male 90° – M12-Distribution Box

Actuator-/Sensor-Distribution Box with LED (PnP), Top Entry, 8-Ports, M12 Sockets, 4-Poles, 1 Signal per Port with Integrated M23 Home Run Connector, 12-Poles. IP 67 Rated.

Part No.

RSWU 12-ASB 8/LED 5-4-331/5 M

RSWU 12-SB 8/LED



M23-Male 90° – M8-Distribution Box

Actuator-/Sensor-Distribution Box with LED (PnP), Top Entry, 8-Ports, M8 Sockets, 3-Poles, 1 Signal per Port with Integrated M23 Home Run Connector. 12-Poles. IP 67 Rated.

Part No.

RSWU 12-SB 8/LED 3-333/5 M

ZLU 4-50



Mini 7/8"-Distribution Box

Distribution Distribution Box, Side Entry, 4-Ports, 7/8" Sockets, 5-Poles with Integrated On-Board 1 1/8" 10-Pole Quick Disconnect. IP 67 Rated.

Part No.

ZLU 4-50

Home Run Connector: RSRK 1001M-699/...F

M8-Round-Plug Connector According to IEC 61976-2-104

M8-Cordsets

RSMV



M8-Male Straight

Actuator-/Sensor-Cordsets, Single Ended,
M8-Male Straight Connector, 3- and 4-Poles with
Threaded Joint and Molded Cable. IP 67 Rated.

Cable Type: 06 | 07 = PVC, orange
224 | 225 = PUR, halogen-free, black

Part No.

RSMV 3-06/2 M	RSMV 4-07/2 M
RSMV 3-06/5 M	RSMV 4-07/5 M
RSMV 3-06/10 M	RSMV 4-07/10 M
RSMV 3-224/2 M	RSMV 4-225/2 M
RSMV 3-224/5 M	RSMV 4-225/5 M
RSMV 3-224/10 M	RSMV 4-225/10 M

Part No.

RSMWV



M8-Male 90°

Actuator-/Sensor-Cordsets, Single Ended,
M8-Male 90° Connector, 3- and 4-Poles with
Threaded Joint and Molded Cable. IP 67 Rated.

Cable Type: 06 | 07 = PVC, orange
224 | 225 = PUR, halogen-free, black

Part No.

RSMWV 3-06/2 M	RSMWV 4-07/2 M
RSMWV 3-06/5 M	RSMWV 4-07/5 M
RSMWV 3-06/10 M	RSMWV 4-07/10 M
RSMWV 3-224/2 M	RSMWV 4-225/2 M
RSMWV 3-224/5 M	RSMWV 4-225/5 M
RSMWV 3-224/10 M	RSMWV 4-225/10 M

Part No.

RKMV



M8-Female Straight

Actuator-/Sensor-Cordsets, Single Ended,
M8-Female Straight Connector, 3-, 4- and 8-Poles
with Threaded Joint and Molded Cable. IP 67 Rated.

Cable Type: 06 | 07 = PVC, orange
224 | 225 = PUR, halogen-free, black

Part No.

RKMV 3-06/2 M
RKMV 3-06/5 M
RKMV 3-06/10 M
RKMV 3-224/2 M
RKMV 3-224/5 M
RKMV 3-224/10 M
RKMV 4-07/2 M
RKMV 4-07/5 M
RKMV 4-07/10 M
RKMV 4-225/2 M
RKMV 4-225/5 M
RKMV 4-225/10 M
RKMV 8-354/2 M
RKMV 8-354/5 M
RKMV 8-354/10 M

RKMWV



M8-Female 90°

Actuator-/Sensor-Cordsets, Single Ended,
M8-Female 90° Connector, 3- and 4-Poles with
Threaded Joint and Molded Cable. IP 67 Rated.

Cable Type: 06 | 07 = PVC, orange
224 | 225 = PUR, halogen-free, black

Part No.

RKMWV 3-06/2 M	RKMWV 4-07/2 M
RKMWV 3-06/5 M	RKMWV 4-07/5 M
RKMWV 3-06/10 M	RKMWV 4-07/10 M
RKMWV 3-224/2 M	RKMWV 4-225/2 M
RKMWV 3-224/5 M	RKMWV 4-225/5 M
RKMWV 3-224/10 M	RKMWV 4-225/10 M

Part No.



M8-Round-Plug Connector According to IEC 61976-2-104
M8-Cordsets

RKMWW/LED



M8-Female 90° - LED

Actuator-/Sensor-Cordsets with LED, Single Ended, M8-Female 90° Connector, 3-Poles with Threaded Joint and Molded Cable. IP 67 Rated.

Cable Type: 06 = PVC, orange
224 = PUR, halogen-free, black

Part No.

RKMWW/LED A 3-06/2 M
RKMWW/LED A 3-06/5 M
RKMWW/LED A 3-06/10 M
RKMWW/LED A 3-224/2 M
RKMWW/LED A 3-224/5 M
RKMWW/LED A 3-224/10 M

RKM



M8-Female Straight - Snap-In

Actuator-/Sensor-Cordsets, Single Ended, M8-Female Straight Connector, 3- and 4-Poles with Snap-In Joint and Molded Cable. IP 65 Rated.

Cable Type: 06 | 07 = PVC, orange
224 | 225 = PUR, halogen-free, black

Part No.

RKM 3-06/2 M
RKM 3-06/5 M
RKM 3-06/10 M
RKM 3-224/2 M
RKM 3-224/5 M
RKM 3-224/10 M
RKM 4-07/2 M
RKM 4-07/5 M
RKM 4-07/10 M
RKM 4-225/2 M
RKM 4-225/5 M
RKM 4-225/10 M

RKMW



M8-Female 90° - Snap-In

Actuator-/Sensor-Cordsets, Single Ended, M8-Female 90° Connector, 3- and 4-Poles with Snap-In Joint and Molded Cable. IP 65 Rated.

Cable Type: 06 | 07 = PVC, orange
224 | 225 = PUR, halogen-free, black

Part No.

RKMW 3-06/2 M
RKMW 3-06/5 M
RKMW 3-06/10 M
RKMW 3-224/2 M
RKMW 3-224/5 M
RKMW 3-224/10 M
RKMW 4-07/2 M
RKMW 4-07/5 M
RKMW 4-07/10 M
RKMW 4-225/2 M
RKMW 4-225/5 M
RKMW 4-225/10 M

RKMWW/LED



M8-Female 90° - Snap-In - LED

Actuator-/Sensor-Cordsets with LED, Single Ended, M8-Female 90° Connector, 3-Poles with Snap-In Joint and Molded Cable. IP 65 Rated.

Cable Type: 06 = PVC, orange
224 = PUR, halogen-free, black

Part No.

RKMWW/LED A 3-06/2 M
RKMWW/LED A 3-06/5 M
RKMWW/LED A 3-06/10 M
RKMWW/LED A 3-224/2 M
RKMWW/LED A 3-224/5 M
RKMWW/LED A 3-224/10 M

M8 | M12-Round-Plug Connector According to IEC 61976-2-104 | IEC 61076-2-101

M8-Cordsets | M12-Cordsets

RKMVS



M8-Female Straight - Shielded

Actuator-/Sensor-Cordsets, Single Ended, M8-Female Straight Connector, 3- and 4-Poles, Shielded with Threaded Joint and Molded Cable. IP 67 Rated.

Cable Type: 357 | 358 = PUR, halogen-free, black

Part No.

RKMVS 3-357/5 M

RKMVS 4-358/5 M

RKMWVS



M8-Female 90° - Shielded

Actuator-/Sensor-Cordsets, Single Ended, M8-Female 90° Connector, 3- and 4-Poles, Shielded with Threaded Joint and Molded Cable. IP 67 Rated.

Cable Type: 357 | 358 = PUR, halogen-free, black

Part No.

RKMWVS 3-357/5 M

RKMWVS 4-358/5 M

M12-Round-Plug Connector According to IEC 61076-2-101

M12-Cordsets

RST



M12-Male Straight

Actuator-/Sensor-Cordsets, Single Ended, M12-Male Straight Connector, 3-, 4-, 5- and 8-Poles with Threaded Joint and Molded Cable. IP 67 Rated.

Cable Types:

06 | 07 | 56 = PVC, orange

224 | 225 | 228 | 282 = PUR, halogen-free, black

251 | 259 | 260 = PUR, halogen-free, weld and spark proof, orange

Part No.

RST 3-06/2 M

RST 3-06/5 M

RST 3-06/10 M

RST 3-224/2 M

RST 3-224/5 M

RST 3-224/10 M

RST 3-260/2 M

RST 3-260/5 M

RST 3-260/10 M

RST 4-07/2 M

RST 4-07/5 M

RST 4-07/10 M

RST 4-225/2 M

RST 4-225/5 M

RST 4-225/10 M

Part No.

RST 4-251/2 M

RST 4-251/5 M

RST 4-251/10 M

RST 5-56/2 M

RST 5-56/5 M

RST 5-56/10 M

RST 5-228/2 M

RST 5-228/5 M

RST 5-228/10 M

RST 5-259/2 M

RST 5-259/5 M

RST 5-259/10 M

RST 8-282/2 M

RST 8-282/5 M

RST 8-282/10 M



M12-Round-Plug Connector According to IEC 61076-2-101
M12-Cordsets

RST



RST 8-627 (Only)

M12-Male Straight

Actuator-/Sensor-Cordsets, Single Ended,
M12-Male Straight Connector, 3-, 4-, 5- and 8-Poles
with Threaded Joint and Molded Cable. IP 67 Rated.

Cable Types: 18 AWG
731 | 637 = TPE, yellow
645 | 602 = PUR, yellow

Cable Types: 22 AWG
632 | 633 | 612 = PVC, yellow
610 | 679 | 644 = PUR, yellow
643 = TPE, yellow

Cable Types: 24 AWG
627 = PVC, black

Part No.

RST 3-731/2 M	RST 4-643/2 M
RST 3-731/5 M	RST 4-643/5 M
RST 3-731/10 M	RST 4-643/10 M
RST 3-632/2 M	RST 4-602/2 M
RST 3-632/5 M	RST 4-602/5 M
RST 3-632/10 M	RST 4-602/10 M
RST 3-645/2 M	RST 4-679/2 M
RST 3-645/5 M	RST 4-679/5 M
RST 3-645/10 M	RST 4-679/10 M
RST 3-610/2 M	RST 5-612/2 M
RST 3-610/5 M	RST 5-612/5 M
RST 3-610/10 M	RST 5-612/10 M
RST 4-637/2 M	RST 5-644/2 M
RST 4-637/5 M	RST 5-644/5 M
RST 4-637/10 M	RST 5-644/10 M
RST 4-633/2 M	RST 8-627/2 M
RST 4-633/5 M	RST 8-627/5 M
RST 4-633/10 M	RST 8-627/10 M

RKT



M12-Female Straight

Actuator-/Sensor-Cordsets, Single Ended,
M12-Female Straight Connector, 3-, 4-, 5-, 8- and
12-Poles with Threaded Joint and Molded Cable.
IP 67 Rated.

8-6-Poles Connects with SBS Sensor-/Actuator
M8 Distribution Boxes

12-Poles Connects with ASBSM Sensor-/Actuator
M8 Distribution Boxes

Cable Types:
06 | 07 | 56 = PVC, orange

224 | 225 |
228 | 282 | 337 | 348 = PUR, halogen-free, black

251 | 259 | 260 | 268 = PUR, halogen-free, weld
and spark proof, orange

Part No.

Part No.

RKT 4-3-06/2 M	RKT 5-228/2 M
RKT 4-3-06/5 M	RKT 5-228/5 M
RKT 4-3-06/10 M	RKT 5-228/10 M
RKT 4-3-224/2 M	RKT 5-259/2 M
RKT 4-3-224/5 M	RKT 5-259/5 M
RKT 4-3-224/10 M	RKT 5-259/10 M
RKT 4-3-260/2 M	RKT 8-6-268/2 M
RKT 4-3-260/5 M	RKT 8-6-268/5 M
RKT 4-3-260/10 M	RKT 8-6-268/10 M
RKT 4-07/2 M	RKT 8-6-337/2 M
RKT 4-07/5 M	RKT 8-6-337/5 M
RKT 4-07/10 M	RKT 8-6-337/10 M
RKT 4-225/2 M	RKT 8-282/2 M
RKT 4-225/5 M	RKT 8-282/5 M
RKT 4-225/10 M	RKT 8-282/10 M
RKT 4-251/2 M	RKT 12-348/2 M
RKT 4-251/5 M	RKT 12-348/5 M
RKT 4-251/10 M	RKT 12-348/10 M
RKT 5-56/2 M	
RKT 5-56/5 M	
RKT 5-56/10 M	

M12-Round-Plug Connector According to IEC 61076-2-101

M12-Cordsets

RKT



RKT 8-627 (Only)

M12-Female Straight

Actuator-/Sensor-Cordsets, Single Ended, M12-Female Straight Connector, 3-, 4-, 5- and 8-Poles with Threaded Joint and Molded Cable. IP 67 Rated.

Cable Types: 18 AWG
 731 | 637 = TPE, yellow
 645 | 602 = PUR, yellow

Cable Types: 22 AWG
 632 | 633 | 612 = PVC, yellow
 610 | 679 | 644 = PUR, yellow
 643 = TPE, yellow

Cable Types: 24 AWG
 627 = PVC, black

Part No.

Part No.

RKT 4-3-731/2 M	RKT 4-643/2 M
RKT 4-3-731/5 M	RKT 4-643/5 M
RKT 4-3-731/10 M	RKT 4-643/10 M
RKT 4-3-632/2 M	RKT 4-602/2 M
RKT 4-3-632/5 M	RKT 4-602/5 M
RKT 4-3-632/10 M	RKT 4-602/10 M
RKT 4-3-645/2 M	RKT 4-679/2 M
RKT 4-3-645/5 M	RKT 4-679/5 M
RKT 4-3-645/10 M	RKT 4-679/10 M
RKT 4-3-610/2 M	RKT 5-612/2 M
RKT 4-3-610/5 M	RKT 5-612/5 M
RKT 4-3-610/10 M	RKT 5-612/10 M
RKT 4-637/2 M	RKT 5-644/2 M
RKT 4-637/5 M	RKT 5-644/5 M
RKT 4-637/10 M	RKT 5-644/10 M
RKT 4-633/2 M	RKT 8-627/2 M
RKT 4-633/5 M	RKT 8-627/5 M
RKT 4-633/10 M	RKT 8-627/10 M

RKWT



M12-Female 90°

Actuator-/Sensor-Cordsets, Single Ended, M12-Female 90° Connector, 3-, 4-, 5-, 8- and 12-Poles with Threaded Joint and Molded Cable. IP 67 Rated.

8-6-Poles Connects with SBS Sensor-/Actuator M8 Distribution Boxes

Cable Types: 06 | 07 | 56 = PVC, orange

224 | 225 | 228
 282 | 337 | 348 = PUR, halogen-free, black

251 | 259 | 260 | 268 = PUR, halogen-free, weld and spark proof, orange

Part No.

Part No.

RKWT 4-3-06/2 M	RKWT 5-228/2 M
RKWT 4-3-06/5 M	RKWT 5-228/5 M
RKWT 4-3-06/10 M	RKWT 5-228/10 M
RKWT 4-3-224/2 M	RKWT 8-6-268/2 M
RKWT 4-3-224/5 M	RKWT 8-6-268/5 M
RKWT 4-3-224/10 M	RKWT 8-6-268/10 M
RKWT 4-3-260/2 M	RKWT 8-6-337/2 M
RKWT 4-3-260/5 M	RKWT 8-6-337/5 M
RKWT 4-3-260/10 M	RKWT 8-6-337/10 M
RKWT 4-07/2 M	RKWT 8-282/2 M
RKWT 4-07/5 M	RKWT 8-282/5 M
RKWT 4-07/10 M	RKWT 8-282/10 M
RKWT 4-225/2 M	RKWT 12-348/2 M
RKWT 4-225/5 M	RKWT 12-348/5 M
RKWT 4-225/10 M	RKWT 12-348/10 M
RKWT 4-251/2 M	
RKWT 4-251/5 M	
RKWT 4-251/10 M	
RKWT 5-56/2 M	
RKWT 5-56/5 M	
RKWT 5-56/10 M	



M12-Round-Plug Connector According to IEC 61076-2-101
M12-Cordsets

RKWT



RKWT 8-627 (Only)

M12-Female 90°

Actuator-/Sensor-Cordsets, Single Ended, M12-Female 90° Connector, 3-, 4-, 5- and 8-Poles with Threaded Joint and Molded Cable. IP 67 Rated.

Cable Types: 18 AWG
731 | 637 = TPE, yellow
645 | 602 = PUR, yellow

Cable Types: 22 AWG
632 | 633 | 612 = PVC, yellow
610 | 679 | 644 = PUR, yellow
643 = TPE, yellow

Cable Types: 24 AWG
627 = PVC, black

Part No.

- RKWT 4-3-731/2 M
- RKWT 4-3-731/5 M
- RKWT 4-3-731/10 M
- RKWT 4-3-632/2 M
- RKWT 4-3-632/5 M
- RKWT 4-3-632/10 M
- RKWT 4-3-645/2 M
- RKWT 4-3-645/5 M
- RKWT 4-3-645/10 M
- RKWT 4-3-610/2 M
- RKWT 4-3-610/5 M
- RKWT 4-3-610/10 M
- RKWT 4-637/2 M
- RKWT 4-637/5 M
- RKWT 4-637/10 M
- RKWT 4-633/2 M
- RKWT 4-633/5 M
- RKWT 4-633/10 M

Part No.

- RKWT 4-643/2 M
- RKWT 4-643/5 M
- RKWT 4-643/10 M
- RKWT 4-602/2 M
- RKWT 4-602/5 M
- RKWT 4-602/10 M
- RKWT 4-679/2 M
- RKWT 4-679/5 M
- RKWT 4-679/10 M
- RKWT 5-612/2 M
- RKWT 5-612/5 M
- RKWT 5-612/10 M
- RKWT 5-644/2 M
- RKWT 5-644/5 M
- RKWT 5-644/10 M
- RKWT 8-627/2 M
- RKWT 8-627/5 M
- RKWT 8-627/10 M

Cordsets, Single-Ended

RKT/LED



M12-Female Straight - LED

Actuator-/Sensor-Cordsets with LED, Single Ended, M12-Female Straight Connector, 3-Poles with Threaded Joint and Molded Cable. IP 67 Rated.

Cable Types:
06 = PVC, orange
224 | 225 = PUR, halogen-free, black
260 = PUR, halogen-free, weld and spark proof, orange

Part No.

- RKT/LED A 4-3-06/2 M
- RKT/LED A 4-3-06/5 M
- RKT/LED A 4-3-06/10 M
- RKT/LED A 4-3-224/2 M
- RKT/LED A 4-3-224/5 M
- RKT/LED A 4-3-224/10 M
- RKT/LED A 4-3-260/2 M
- RKT/LED A 4-3-260/5 M
- RKT/LED A 4-3-260/10 M
- RKT/LED F 4-225/2 M
- RKT/LED F 4-225/5 M
- RKT/LED F 4-225/10 M

M12-Round-Plug Connector According to IEC 61076-2-101

M12-Cordsets

RKT/LED

M12-Female Straight - LED

Actuator-/Sensor-Cordsets with LED, Single Ended, M12-Female Straight Connector, 3-Poles with Threaded Joint and Molded Cable. IP 67 Rated.

Cable Types:
632 = PVC, yellow

Part No.

RKT/LED A 4-3-632/1 M
RKT/LED A 4-3-632/2 M
RKT/LED A 4-3-632/5 M
RKT/LED A 4-3-632/10 M

RKWT/LED

M12-Female 90° - LED

Actuator-/Sensor-Cordsets with LED, Single Ended, M12-Female 90° Connector, 3- and 4-Poles with Threaded Joint and Molded Cable. IP 67 Rated.

Cable Types:
06 | 07 = PVC, orange
224 | 225 | 265 = PUR, halogen-free, black
251 | 260 = PUR, halogen-free, weld and spark proof, orange

Part No.

RKWT/LED A 4-3-06/2 M
RKWT/LED A 4-3-06/5 M
RKWT/LED A 4-3-06/10 M
RKWT/LED A 4-3-224/2 M
RKWT/LED A 4-3-224/5 M
RKWT/LED A 4-3-224/10 M
RKWT/LED A 4-3-260/2 M
RKWT/LED A 4-3-260/5 M
RKWT/LED A 4-3-260/10 M
RKWT/LED P 4-07/2 M
RKWT/LED P 4-07/5 M
RKWT/LED P 4-07/10 M
RKWT/LED P 4-225/2 M
RKWT/LED P 4-225/5 M
RKWT/LED P 4-225/10 M
RKWT/LED P 4-251/2 M
RKWT/LED P 4-251/5 M
RKWT/LED P 4-251/10 M
RKWT/LED W 4-265/2 M
RKWT/LED W 4-265/5 M
RKWT/LED W 4-265/10 M

RKWT/LED

M12-Female Straight - LED

Actuator-/Sensor-Cordsets with LED, Single Ended, M12-Female 90° Connector, 3-Poles with Threaded Joint and Molded Cable. IP 67 Rated.

Cable Types:
632 | 633 = PVC, yellow

Part No.

RKWT/LED A 4-3-632/1 M
RKWT/LED A 4-3-632/2 M
RKWT/LED A 4-3-632/5 M
RKWT/LED A 4-3-632/10 M
RKWT/LED P 4-3-633/1 M
RKWT/LED P 4-3-633/2 M
RKWT/LED P 4-3-633/5 M
RKWT/LED P 4-3-633/10 M



M12-Round-Plug Connector According to IEC 61076-2-101
M12-Cordsets

RSTS



M12-Male Straight

Actuator-/Sensor-Cordsets, Single Ended,
M12-Male Straight Connector, 4-, 5- and 8-Poles,
with Threaded Joint and Molded Cable.
IP 67 Rated.

Cable Types:
182 | 183 | 184 = PVC, orange
288 | 298 | 299 = PUR, halogen-free, black

Part No.	Part No.
RSTS 4-182/2 M	RSTS 5-298/2 M
RSTS 4-182/5 M	RSTS 5-298/5 M
RSTS 4-182/10 M	RSTS 5-298/10 M
RSTS 4-288/2 M	RSTS 8-184/2 M
RSTS 4-288/5 M	RSTS 8-184/5 M
RSTS 4-288/10 M	RSTS 8-184/10 M
RSTS 5-183/2 M	RSTS 8-299/2 M
RSTS 5-183/5 M	RSTS 8-299/5 M
RSTS 5-183/10 M	RSTS 8-299/10 M

RKTS



M12-Female Straight

Actuator-/Sensor-Cordsets, Single Ended,
M12-Male Straight Connector, 4-, 5- and 8-Poles,
with Threaded Joint and Molded Cable with Shielding
Connected to nut. IP 67 Rated.

Cable Types:
182 | 183 | 184 = PVC, orange
288 | 298 | 299 = PUR, halogen-free, black

Part No.	Part No.
RKTS 4-182/2 M	RKTS 5-298/2 M
RKTS 4-182/5 M	RKTS 5-298/5 M
RKTS 4-182/10 M	RKTS 5-298/10 M
RKTS 4-288/2 M	RKTS 8-184/2 M
RKTS 4-288/5 M	RKTS 8-184/5 M
RKTS 4-288/10 M	RKTS 8-184/10 M
RKTS 5-183/2 M	RKTS 8-299/2 M
RKTS 5-183/5 M	RKTS 8-299/5 M
RKTS 5-183/10 M	RKTS 8-299/10 M

RKWTH



M12-Male 90°

Actuator-/Sensor-Cordsets, Single Ended,
M12-Male 90° Connector, 4-, 5- and 8-Poles, with
Threaded Joint and Molded Cable with Shielding
Connected to nut. IP 67 Rated.

Cable Types:
182 | 183 | 184 = PVC, orange
288 | 298 | 299 = PUR, halogen-free, black
635 = PVC, yellow

Part No.	Part No.
RKWTH 4-182/2 M	RKWTH 5-298/2 M
RKWTH 4-182/5 M	RKWTH 5-298/5 M
RKWTH 4-182/10 M	RKWTH 5-298/10 M
RKWTH 4-288/2 M	RKWTH 8-299/2 M
RKWTH 4-288/5 M	RKWTH 8-299/5 M
RKWTH 4-288/10 M	RKWTH 8-299/10 M
RKWTH 4-635/2 M	
RKWTH 4-635/5 M	
RKWTH 4-635/10 M	



M12-Round-Plug Connector According to IEC 61076-2-101

M12-Cordsets

PRST



M12-Male Straight

Actuator-/Sensor-Cordsets, Single Ended, M12-Male Straight Connector, 4-Poles, with Threaded Joint and Molded Cable, Hexagon Stainless Steel External Threads and Nut. IP 67 / IP 69K Rated.

– especially designed for use in Food Processing equipment –

Cable Types:
07 = PVC, orange

Part No.

PRST 4-07/5 M
PRST 4-07/10 M
PRST 4-07/25 M

PRKT



M12-Female Straight

Actuator-/Sensor-Cordsets, Single Ended, M12-Female Straight Connector, 4- and 5-Poles, with Threaded Joint and Molded Cable, Hexagon Stainless Steel Internal Threads and Nut. IP 67 / IP 69K Rated.

– especially designed for use in Food Processing equipment –

Cable Types:
07 | 56 = PVC, orange

Part No.

PRKT 4-07/5 M
PRKT 4-07/10 M
PRKT 4-07/25 M
PRKT 5-56/5 M
PRKT 5-56/10 M
PRKT 5-56/25 M

PRKWT



M12-Female 90°

Actuator-/Sensor-Cordsets, Single Ended, M12-Female 90° Connector, 4- and 5-Poles, with Threaded Joint and Molded Cable, Hexagon Stainless Steel Internal Threads and Nut. IP 67 / IP 69K Rated.

– especially designed for use in Food Processing equipment –

Cable Types:
07 | 56 = PVC, orange

Part No.

PRKWT 4-07/5 M
PRKWT 4-07/10 M
PRKWT 4-07/25 M
PRKWT 5-56/5 M
PRKWT 5-56/10 M
PRKWT 5-56/25 M

PRKWT/LED



M12-Female 90° - LED

Actuator-/Sensor-Cordsets with LED, Single Ended, M12-Female 90° Connector, 4-Poles, with Threaded Joint and Molded Cable, Hexagon Stainless Steel Internal Threads. IP 67 / IP 69K Rated.

– especially designed for use in Food Processing equipment –

Cable Types:
07 | 56 = PVC, orange

Part No.

PRKWT/LED P 4-07/5 M
PRKWT/LED P 4-07/10 M
PRKWT/LED P 4-07/25 M



1/2"-20-Round-Plug Connector
1/2"-20-Cordsets

RST 3U



1/2" UNF-Male Straight

Actuator-/Sensor-Cordsets, Single Ended,
1/2" UNF-Male Straight Connector, 3-Poles, C-Coding
with Threaded Joint and Molded Cable. IP 67 Rated.

Cable Types:
226 = PUR, halogen-free, black

Part No.

RST 3U-226/5 M

RST 3 U | RST 4 U | RST 5 U



1/2"-20-Male Straight

Actuator-/Sensor-Cordsets, Single Ended,
1/2"-20 Male Straight Connector, 3-, 4- and 5-Poles,
Dual Keyway, Yellow PVC Cable. IP 67 Rated.

Color Code: **Automotive**
Cable Types: 18 AWG
688 | 689 = PVC, yellow
755 = TPE, yellow

Cable Types: 22 AWG
618 | 674 | 673 = PVC, yellow
664 = PUR, yellow

Color Code: **U.S.**
Cable Types: 18 AWG
619 = CPE, yellow

Part No.

RST 3 U-618/6 F	RST 4 U-689/6 F
RST 3 U-618/12 F	RST 4 U-689/12 F
RST 3 U-618/15 F	RST 4 U-689/15 F
RST 3 U-618/20 F	RST 4 U-689/20 F
RST 3 U-619/6 F	RST 4 U-674/6 F
RST 3 U-619/12 F	RST 4 U-674/12 F
RST 3 U-619/15 F	RST 4 U-674/15 F
RST 3 U-619/20 F	RST 4 U-674/20 F
RST 3 U-688/6 F	RST 5 U-673/6 F
RST 3 U-688/12 F	RST 5 U-673/12 F
RST 3 U-688/15 F	RST 5 U-673/15 F
RST 3 U-688/20 F	RST 5 U-673/20 F
RST 3 U-664/6 F	RST 5 U-755/6 F
RST 3 U-664/12 F	RST 5 U-755/12 F
RST 3 U-664/15 F	RST 5 U-755/15 F
RST 3 U-664/20 F	RST 5 U-755/20 F

RKT 3U



1/2" UNF-Female Straight

Actuator-/Sensor-Cordsets, Single Ended,
1/2" UNF-Female Straight Connector, 3-Poles,
C-Coding with Threaded Joint and Molded Cable.
IP 67 Rated.

Cable Types:
226 = PUR, halogen-free, black

Part No.

RKT 3U-226/5 M



1/2"-20-Round-Plug Connector

1/2"-20-Cordsets

RKT 3 U | RKT 4 U | RKT 5 U



1/2"-20-Female Straight

Actuator-/Sensor-Cordsets, Single Ended, 1/2"-20 Female Straight Connector, 3-, 4- and 5-Poles, Dual Keyway, 18 AWG Yellow PVC Cable, IP 67 Rated.

Color Code: **Automotive**
Cable Types: 18 AWG
688 | 689 = PVC, yellow
755 = TPE, yellow

Cable Types: 22 AWG
618 | 674 | 673 = PVC, yellow
664 = PUR, yellow

Color Code: **U.S.**
Cable Types: 18 AWG
619 = CPE, yellow

Part No.

RKT 3 U-618/6 F	RKT 4 U-689/6 F
RKT 3 U-618/12 F	RKT 4 U-689/12 F
RKT 3 U-618/15 F	RKT 4 U-689/15 F
RKT 3 U-618/20 F	RKT 4 U-689/20 F
RKT 3 U-619/6 F	RKT 4 U-674/6 F
RKT 3 U-619/12 F	RKT 4 U-674/12 F
RKT 3 U-619/15 F	RKT 4 U-674/15 F
RKT 3 U-619/20 F	RKT 4 U-674/20 F
RKT 3 U-688/6 F	RKT 5 U-673/6 F
RKT 3 U-688/12 F	RKT 5 U-673/12 F
RKT 3 U-688/15 F	RKT 5 U-673/15 F
RKT 3 U-688/20 F	RKT 5 U-673/20 F
RKT 3 U-664/6 F	RKT 5 U-755/6 F
RKT 3 U-664/12 F	RKT 5 U-755/12 F
RKT 3 U-664/15 F	RKT 5 U-755/15 F
RKT 3 U-664/20 F	RKT 5 U-755/20 F

Part No.

RKWT 3 U | RKWT 4 U | RKWT 5 U



1/2"-20-Female 90°

Actuator-/Sensor-Cordsets, Single Ended, 1/2"-20 Female 90° Connector, 3-, 4- and 5-Poles, Dual Keyway, 18 AWG Yellow PVC Cable, IP 67 Rated.

Color Code: **Automotive**
Cable Types: 18 AWG
688 | 689 = PVC, yellow
755 = TPE, yellow

Cable Types: 22 AWG
618 | 674 | 673 = PVC, yellow
664 = PUR, yellow

Color Code: **U.S.**
Cable Types: 18 AWG
619 = CPE, yellow

Part No.

RKWT 3 U-618/6 F	RKWT 4 U-689/6 F
RKWT 3 U-618/12 F	RKWT 4 U-689/12 F
RKWT 3 U-618/15 F	RKWT 4 U-689/15 F
RKWT 3 U-618/20 F	RKWT 4 U-689/20 F
RKWT 3 U-619/6 F	RKWT 4 U-674/6 F
RKWT 3 U-619/12 F	RKWT 4 U-674/12 F
RKWT 3 U-619/15 F	RKWT 4 U-674/15 F
RKWT 3 U-619/20 F	RKWT 4 U-674/20 F
RKWT 3 U-688/6 F	RKWT 5 U-673/6 F
RKWT 3 U-688/12 F	RKWT 5 U-673/12 F
RKWT 3 U-688/15 F	RKWT 5 U-673/15 F
RKWT 3 U-688/20 F	RKWT 5 U-673/20 F
RKWT 3 U-664/6 F	RKWT 5 U-755/6 F
RKWT 3 U-664/12 F	RKWT 5 U-755/12 F
RKWT 3 U-664/15 F	RKWT 5 U-755/15 F
RKWT 3 U-664/20 F	RKWT 5 U-755/20 F

Part No.

ASB 2



M12-Duo-Male

Actuator-/Sensor-Double Ended, M12-Duo-Male Straight and two Open Leads, 3-Pole with Self-Locking Threaded Joint, IP 67 Rated.

Cable Types: 632 = PVC, yellow

Part No.

ASB 2 4-3-632/0.3 M
ASB 2 4-3-632/0.6 M
ASB 2 4-3-632/1 M
ASB 2 4-3-632/1.5 M
ASB 2 4-3-632/2 M
ASB 2 4-3-632/5 M



Mini 7/8" -Round-Plug Connector
7/8"-Single-Ended Cordsets, A Body Style

RS 201...601A



7/8" A Body-Male Straight

Mini Cordsets, Single Ended, 7/8" Male Straight Connector, 2-, 3-, 4-, 5-, and 6-Poles with Internal Threads and Molded Cable. IP 67 Rated.

Color Code: U.S.
Cable Types: 16 AWG
738 | 739 | 777 = TPE, yellow
678 = PVC, yellow

Cable Types: 18 AWG
619 = CPE, yellow
697 = PVC, yellow

Color Code: Automotive
Cable Types: 16 AWG
741 | 742 = TPE, yellow

Cable Types: 18 AWG
755 = TPE, yellow

Part No.	Part No.
RS 201-678/6 F	RS 501-742/6 F
RS 201-678/12 F	RS 501-742/12 F
RS 201-678/15 F	RS 501-742/15 F
RS 201-678/20 F	RS 501-742/20 F
RS 201-678/30 F	RS 501-742/30 F
RS 301-619/6 F	RS 501-755/6 F
RS 301-619/12 F	RS 501-755/12 F
RS 301-619/15 F	RS 501-755/15 F
RS 301-619/20 F	RS 501-755/20 F
RS 301-619/30 F	RS 501-755/30 F
RS 301-738/6 F	RS 501-777/6 F
RS 301-738/12 F	RS 501-777/12 F
RS 301-738/15 F	RS 501-777/15 F
RS 301-738/20 F	RS 501-777/20 F
RS 301-738/30 F	RS 501-777/30 F
RS 301-741/6 F	RS 601A-697/6 F
RS 301-741/12 F	RS 601A-697/12 F
RS 301-741/15 F	RS 601A-697/15 F
RS 301-741/20 F	RS 601A-697/20 F
RS 301-741/30 F	RS 601A-697/30 F
RS 401-739/6 F	
RS 401-739/12 F	
RS 401-739/15 F	
RS 401-739/20F	
RS 401-739/30F	

RK 20...60A



7/8" A Body-Female Straight

Mini Cordsets, Single Ended, 7/8" Female Straight Connector, 2-, 3-, 4-, 5-, and 6-Poles with Internal Threads and Molded Cable. IP 67 Rated.

Color Code: U.S.
Cable Types: 16 AWG
738 | 739 | 777 = TPE, yellow
678 = PVC, yellow

Cable Types: 18 AWG
619 = CPE, yellow
697 = PVC, yellow

Color Code: Automotive
Cable Types: 16 AWG
741 | 742 = TPE, yellow

Cable Types: 18 AWG
755 = TPE, yellow

Part No.	Part No.
RK 20-678/6 F	RK 50-742/6 F
RK 20-678/12 F	RK 50-742/12 F
RK 20-678/15 F	RK 50-742/15 F
RK 20-678/20 F	RK 50-742/20 F
RK 20-678/30 F	RK 50-742/30 F
RK 30-619/6 F	RK 50-755/6 F
RK 30-619/12 F	RK 50-755/12 F
RK 30-619/15 F	RK 50-755/15 F
RK 30-619/20 F	RK 50-755/20 F
RK 30-619/30 F	RK 50-755/30 F
RK 30-738/6 F	RK 50-777/6 F
RK 30-738/12 F	RK 50-777/12 F
RK 30-738/15 F	RK 50-777/15 F
RK 30-738/20 F	RK 50-777/20 F
RK 30-738/30 F	RK 50-777/30 F
RK 30-741/6 F	RK 60A-697/6 F
RK 30-741/12 F	RK 60A-697/12 F
RK 30-741/15 F	RK 60A-697/15 F
RK 30-741/20 F	RK 60A-697/20 F
RK 30-741/30 F	RK 60A-697/30 F
RK 40-739/6 F	
RK 40-739/12 F	
RK 40-739/15 F	
RK 40-739/20 F	
RK 40-739/30 F	

Mini 7/8" -Round-Plug Connector

7/8"-Single-Ended Cordsets, A Body Style

RSW 201...601A



7/8" A Body-Male 90°

Mini Cordsets, Single Ended, 7/8" Male 90° Connector, 2-, 3-, 4-, 5-, and 6-Poles with Internal Threads and Molded Cable. IP 67 Rated.

Color Code: U.S.
 Cable Types: 16 AWG
 738 | 739 | 777 = TPE, yellow
 678 = PVC, yellow

Cable Types: 18 AWG
 619 = CPE, yellow
 697 = PVC, yellow

Color Code: Automotive
 Cable Types: 16 AWG
 741 | 742 = TPE, yellow

Cable Types: 18 AWG
 755 = TPE, yellow

Part No.	Part No.
RSW 201-678/6 F	RSW 501-742/6 F
RSW 201-678/12 F	RSW 501-742/12 F
RSW 201-678/15 F	RSW 501-742/15 F
RSW 201-678/20 F	RSW 501-742/20 F
RSW 201-678/30 F	RSW 501-742/30 F
RSW 301-619/6 F	RSW 501-755/6 F
RSW 301-619/12 F	RSW 501-755/12 F
RSW 301-619/15 F	RSW 501-755/15 F
RSW 301-619/20 F	RSW 501-755/20 F
RSW 301-619/30 F	RSW 501-755/30 F
RSW 301-738/6 F	RSW 501-777/6 F
RSW 301-738/12 F	RSW 501-777/12 F
RSW 301-738/15 F	RSW 501-777/15 F
RSW 301-738/20 F	RSW 501-777/20 F
RSW 301-738/30 F	RSW 501-777/30 F
RSW 301-741/6 F	RSW 601A-697/6 F
RSW 301-741/12 F	RSW 601A-697/12 F
RSW 301-741/15 F	RSW 601A-697/15 F
RSW 301-741/20 F	RSW 601A-697/20 F
RSW 301-741/30 F	RSW 601A-697/30 F
RSW 401-739/6 F	
RSW 401-739/12 F	
RSW 401-739/15 F	
RSW 401-739/20F	
RSW 401-739/30F	

RKW 20...60A



7/8" A Body-Female 90°

Mini Cordsets, Single Ended, 7/8" Female 90° Connector, 2-, 3-, 4-, 5-, and 6-Poles with Internal Threads and Molded Cable. IP 67 Rated.

Color Code: U.S.
 Cable Types: 16 AWG
 738 | 739 | 777 = TPE, yellow
 678 = PVC, yellow

Cable Types: 18 AWG
 619 = CPE, yellow
 697 = PVC, yellow

Color Code: Automotive
 Cable Types: 16 AWG
 741 | 742 = TPE, yellow

Cable Types: 18 AWG
 755 = TPE, yellow

Part No.	Part No.
RKW 20-678/6 F	RKW 50-742/6 F
RKW 20-678/12 F	RKW 50-742/12 F
RKW 20-678/15 F	RKW 50-742/15 F
RKW 20-678/20 F	RKW 50-742/20 F
RKW 20-678/30 F	RKW 50-742/30 F
RKW 30-619/6 F	RKW 50-755/6 F
RKW 30-619/12 F	RKW 50-755/12 F
RKW 30-619/15 F	RKW 50-755/15 F
RKW 30-619/20 F	RKW 50-755/20 F
RKW 30-619/30 F	RKW 50-755/30 F
RKW 30-738/6 F	RKW 50-777/6 F
RKW 30-738/12 F	RKW 50-777/12 F
RKW 30-738/15 F	RKW 50-777/15 F
RKW 30-738/20 F	RKW 50-777/20 F
RKW 30-738/30 F	RKW 50-777/30 F
RKW 30-741/6 F	RKW 60A-697/6 F
RKW 30-741/12 F	RKW 60A-697/12 F
RKW 30-741/15 F	RKW 60A-697/15 F
RKW 30-741/20 F	RKW 60A-697/20 F
RKW 30-741/30 F	RKW 60A-697/30 F
RKW 40-739/6 F	
RKW 40-739/12 F	
RKW 40-739/15 F	
RKW 40-739/20 F	
RKW 40-739/30 F	



Mini 7/8" -Round-Plug Connector
7/8"-Single-Ended Cordsets, A Body Style

RS 20...50 (External Threads)



7/8" A Body-Male Straight

Mini Cordsets, Single Ended, 7/8" Male Straight Connector, 2-, 3-, 4- and 5-Poles with External Threads and Molded Cable. IP 67 Rated.

Color Code: IEC
Cable Types: 18 AWG
731 | 637 | 794 = TPE, yellow
603 = PVC, yellow
645 | 602 = PUR, yellow

Color Code: Euro AC
Cable Types: 18 AWG
601 = PVC, yellow

Part No.	Part No.
RS 20-603/2 M	RS 40-637/6 F
RS 20-603/5 M	RS 40-637/12 F
RS 20-603/10 M	RS 40-637/15 F
RS 30-731/6 F	RS 40-637/20F
RS 30-731/12 F	RS 40-637/30F
RS 30-731/15 F	RS 40-602/2 M
RS 30-731/20 F	RS 40-602/5 M
RS 30-731/30 F	RS 40-602/10 M
RS 30-645/2 M	RS 50-794/6 F
RS 30-645/5 M	RS 50-794/12 F
RS 30-645/10 M	RS 50-794/15 F
RS 30-601/2 M	RS 50-794/20 F
RS 30-601/5 M	RS 50-794/30 F
RS 30-601/10 M	

RK 20...50



7/8" A Body-Male Straight

Mini Cordsets, Single Ended, 7/8" Male Straight Connector, 2-, 3-, 4- and 5-Poles with Internal Threads and Molded Cable. IP 67 Rated.

Color Code: IEC
Cable Types: 18 AWG
731 | 637 | 794 = TPE, yellow
603 = PVC, yellow
645 | 602 = PUR, yellow

Color Code: Euro AC
Cable Types: 18 AWG
601 = PVC, yellow

Part No.	Part No.
RK 20-603/2 M	RK 40-637/6 F
RK 20-603/5 M	RK 40-637/12 F
RK 20-603/10 M	RK 40-637/15 F
RK 30-731/6 F	RK 40-637/20F
RK 30-731/12 F	RK 40-637/30F
RK 30-731/15 F	RK 40-602/2 M
RK 30-731/20 F	RK 40-602/5 M
RK 30-731/30 F	RK 40-602/10 M
RK 30-645/2 M	RK 50-794/6 F
RK 30-645/5 M	RK 50-794/12 F
RK 30-645/10 M	RK 50-794/15 F
RK 30-601/2 M	RK 50-794/20 F
RK 30-601/5 M	RK 50-794/30 F
RK 30-601/10 M	

RSW 20...50



7/8" A Body-Male Straight

Mini Cordsets, Single Ended, 7/8" Male Straight Connector, 2-, 3-, 4- and 5-Poles with Internal Threads and Molded Cable. IP 67 Rated.

Color Code: IEC
Cable Types: 18 AWG
731 | 637 | 794 = TPE, yellow
603 = PVC, yellow
645 | 602 = PUR, yellow

Color Code: Euro AC
Cable Types: 18 AWG
601 = PVC, yellow

Part No.	Part No.
RSW 20-603/2 M	RSW 40-637/6 F
RSW 20-603/5 M	RSW 40-637/12 F
RSW 20-603/10 M	RSW 40-637/15 F
RSW 30-731/6 F	RSW 40-637/20F
RSW 30-731/12 F	RSW 40-637/30F
RSW 30-731/15 F	RSW 40-602/2 M
RSW 30-731/20 F	RSW 40-602/5 M
RSW 30-731/30 F	RSW 40-602/10 M
RSW 30-645/2 M	RSW 50-794/6 F
RSW 30-645/5 M	RSW 50-794/12 F
RSW 30-645/10 M	RSW 50-794/15 F
RSW 30-601/2 M	RSW 50-794/20 F
RSW 30-601/5 M	RSW 50-794/30 F
RSW 30-601/10 M	



Mini 1" -Round-Plug Connector 1"-Single-Ended Cordsets, B Body Style

RS 601B...801M



1" B Body-Male Straight

Mini Cordsets, Single Ended, 1" Male Straight Connector, 6-, 7-, and 8-Poles with Internal Threads and Molded Cable. IP 67 Rated.

Color Code:	U.S.
Cable Types:	16 AWG
696 622 698 623	= PVC, yellow
Cable Types:	18 AWG
649 650 651	= PUR, yellow

Part No.	Part No.
RS 601B-696/6 F	RS 801M-650/6 F
RS 601B-696/12 F	RS 801M-650/12 F
RS 601B-696/15 F	RS 801M-650/15 F
RS 601B-696/20 F	RS 801M-650/20 F
RS 601B-696/30 F	RS 801M-650/30 F
RS 701M-622/6 F	RS 801M-698/6 F
RS 701M-622/12 F	RS 801M-698/12 F
RS 701M-622/15 F	RS 801M-698/15 F
RS 701M-622/20 F	RS 801M-698/20 F
RS 701M-622/30 F	RS 801M-698/30 F
RS 701M-649/6 F	
RS 701M-649/12 F	
RS 701M-649/15 F	
RS 701M-649/20 F	
RS 701M-649/30 F	

RK 60B...80M



1" B Body-Female Straight

Mini Cordsets, Single Ended, 1" Female Straight Connector, 6-, 7-, and 8-Poles with Internal Threads and Molded Cable. IP 67 Rated.

Color Code:	U.S.
Cable Types:	16 AWG
696 622 698	= PVC, yellow
Cable Types:	18 AWG
649 650	= PUR, yellow

Part No.	Part No.
RK 60B-696/6 F	RK 80M-650/6 F
RK 60B-696/12 F	RK 80M-650/12 F
RK 60B-696/15 F	RK 80M-650/15 F
RK 60B-696/20 F	RK 80M-650/20 F
RK 601B-696/30 F	RK 80M-650/30 F
RK 70M-622/6 F	RK 80M-698/6 F
RK 70M-622/12 F	RK 80M-698/12 F
RK 70M-622/15 F	RK 80M-698/15 F
RK 70M-622/20 F	RK 80M-698/20 F
RK 70M-622/30 F	RK 80M-698/30 F
RK 70M-649/6 F	
RK 70M-649/12 F	
RK 70M-649/15 F	
RK 70M-649/20 F	
RK 70M-649/30 F	



Mini 1 1/8" -Round-Plug Connector
1 1/8"-Single-Ended Cordsets, C Body Style

RS 901M...1201M



1 1/8" C Body-Male Straight

Mini Cordsets, Single Ended, 1 1/8" Male Straight Connector, 9-, 10- and 12-Poles with Internal Threads and Molded Cable. IP 67 Rated.

Color Code: **U.S.**
Cable Types: 16 AWG
623 | 699 = PVC, yellow
724 = TPE, yellow
Cable Types: 18 AWG
651 | 652 | 651 | 654 = PUR, yellow

Part No.	Part No.
RS 901M-623/6 F	RS 1001M-652/6 F
RS 901M-623/12 F	RS 1001M-652/12 F
RS 901M-623/15 F	RS 1001M-652/15 F
RS 901M-623/20 F	RS 1001M-652/20 F
RS 901M-623/30 F	RS 1001M-652/30 F
RS 901M-651/6 F	RS 1201M-724/6 F
RS 901M-651/12 F	RS 1201M-724/12 F
RS 901M-651/15 F	RS 1201M-724/15 F
RS 901M-651/20 F	RS 1201M-724/20 F
RS 901M-651/30 F	RS 1201M-724/30 F
RS 1001M-699/6 F	RS 1201M-654/6 F
RS 1001M-699/12 F	RS 1201M-654/12 F
RS 1001M-699/15 F	RS 1201M-654/15 F
RS 1001M-699/20 F	RS 1201M-654/20 F
RS 1001M-699/30 F	RS 1201M-654/30 F

RK 90M...190M



1 1/8" C Body-Female Straight

Mini Cordsets, Single Ended, 1 1/8" Female Straight Connector, 9-, 10-, 12- and 19-Poles with Internal Threads and Molded Cable. IP 67 Rated.

Color Code: **U.S.**
Cable Types: 16 AWG
623 | 699 = PVC, yellow
724 = TPE, yellow
Cable Types: 18 AWG
651 | 652 | 654 = PUR, yellow

Color Code: **Numeric**
Cable Types: 18 AWG
676 | 669 = PUR, yellow

Part No.	Part No.
RK 90M-623/6 F	RK 100M-652/30 F
RK 90M-623/12 F	RK 120M-724/6 F
RK 90M-623/15 F	RK 120M-724/12 F
RK 90M-623/20 F	RK 120M-724/15 F
RK 90M-623/30 F	RK 120M-724/20 F
RK 90M-651/6 F	RK 120M-724/30 F
RK 90M-651/12 F	RK 120M-654/6 F
RK 90M-651/15 F	RK 120M-654/12 F
RK 90M-651/20 F	RK 120M-654/15 F
RK 90M-651/30 F	RK 120M-654/20 F
RK 100M-699/6 F	RK 120M-654/30 F
RK 100M-699/12 F	RK 120M-676/2 M
RK 100M-699/15 F	RK 120M-676/5 M
RK 100M-699/20 F	RK 120M-676/10 M
RK 100M-699/30 F	RK 120M-676/15 M
RK 100M-652/6 F	RK 190M-669/2 M
RK 100M-652/12 F	RK 190M-669/5 M
RK 100M-652/15 F	RK 190M-669/10 M
RK 100M-652/20 F	RK 190M-669/15 M

RS 120 (External Threads)



1 1/8" C Body-Male Straight

Mini Cordsets, Single Ended, 1 1/8" Male Straight Connector, 12-Poles (11 Conductors) with External Threads and Molded Cable. IP 67 Rated.

Color Code: **IEC**
Cable Types: 18 AWG
728 = TPE, yellow

Part No.
RS 120-728/6 F
RS 120-728/12 F
RS 120-728/15 F
RS 120-728/20 F
RS 120-728/30 F

Mini 1 1/8" -Round-Plug Connector

1 1/8"-Single-Ended Cordsets, C Body Style

RK 120



1 1/8" C Body-Female Straight

Mini Cordsets, Single Ended, 1 1/8" Female Straight Connector, 12-Poles (11 Conductors) with Internal Threads and Molded Cable. IP 67 Rated.

Color Code: IEC
Cable Types: 18 AWG
 728 = TPE, yellow

Part No.

RK 120-728/6 F
RK 120-728/12 F
RK 120-728/15 F
RK 120-728/20 F
RK 120-728/30 F

M23 -Round-Plug Connector Actuators, Sensors and Distribution Boxes

M23-Single-Ended Cordsets

RSUF



M23 Male Straight

M23 Cordsets, Single Ended, Male Straight Connector, 12- and 19-Poles with Threaded Joint, External Threads and Molded Cable. IP 67 Rated.

Cable Types:
 242 | 256 = PUR, halogen-free, black

Part No.

RSUF 12-256/5 M
RSUF 12-256/10 M
RSUF 12-256/15 M
RSUF 12-256/20 M
RSUF 19-242/5 M
RSUF 19-242/10 M
RSUF 19-242/15 M
RSUF 19-242/20 M

RSWUF



M23 Male 90°

M23 Cordsets, Single Ended, Male 90° Connector, 12- and 19-Poles with Threaded Joint, External Threads and Molded Cable. IP 67 Rated.

Cable Types:
 242 | 256 = PUR, halogen-free, black

Part No.

RSWUF 12-256/5 M
RSWUF 12-256/10 M
RSWUF 12-256/15 M
RSWUF 12-256/20 M
RSWUF 19-242/5 M
RSWUF 19-242/10 M
RSWUF 19-242/15 M
RSWUF 19-242/20 M



M23 -Round-Plug Connector Actuators, Sensors and Distribution Boxes

M23-Single-Ended Cordsets

RKU | RKUE



M23 Female Straight

M23 Cordsets, Single Ended, Female Straight Connector, 12- and 19-Poles with Threaded Joint (RKUE with connected protective ground), and Molded Cable. IP 67 Rated.

– Used to connect to pluggable actuator/sensor distribution boxes –

Cable Types:
242 | 256 = PUR, halogen-free, black

Part No.

- RKU 12-256/5 M
- RKU 12-256/10 M
- RKU 12-256/15 M
- RKU 12-256/20 M
- RKU 19-242/5 M
- RKU 19-242/10 M
- RKU 19-242/15 M
- RKU 19-242/20 M
- RKUE 19-242/5 M
- RKUE 19-242/10 M
- RKUE 19-242/15 M
- RKUE 19-242/20 M

RKWU | RKWUE



M23 Female 90°

M23 Cordsets, Single Ended, Female 90° Connector, 12- and 19-Poles with Threaded Joint (RKUE with connected protective ground), and Molded Cable. IP 67 Rated.

– Used to connect to pluggable actuator/sensor distribution boxes –

Cable Types:
242 | 256 = PUR, halogen-free, black

Part No.

- RKWU 12-256/5 M
- RKWU 12-256/10 M
- RKWU 12-256/15 M
- RKWU 12-256/20 M
- RKWU 19-242/5 M
- RKWU 19-242/10 M
- RKWU 19-242/15 M
- RKWU 19-242/20 M
- RKWUE 19-242/5 M
- RKWUE 19-242/10 M
- RKWUE 19-242/15 M
- RKWUE 19-242/20 M

M8-Double-Ended Cordsets for Actuators, Sensors and Distribution Boxes

Connector Types: M8-M8 and M8-M12

RSMV-RKM



M8 Male Straight – M8 Female Snap-In

M8 Cordsets, Double Ended, Male Straight with Threaded Joint to Female Straight (Snap-In) Connector 3-Poles and Molded Cable. IP 67 / IP 65 Rated.

Cable Types:
 224 = PUR, halogen-free, black

Part No.

RSMV 3-RKM 3-224/0,6
RSMV 3-RKM 3-224/1 M
RSMV 3-RKM 3-224/2 M

RSMV-RKMV



M8 Male Straight – M8 Female Straight

M8 Cordsets, Double Ended, Male Straight to Female Straight with Threaded Connector 3-Poles and Molded Cable. IP 67 Rated.

Cable Types:
 224 = PUR, halogen-free, black

Part No.

RSMV 3-RKMV 3-224/0,6
RSMV 3-RKMV 3-224/1 M
RSMV 3-RKMV 3-224/2 M

RSMV-RKMWV



M8 Male Straight – M8 Female 90°

M8 Cordsets, Double Ended, Male Straight to Female 90° with Threaded Connector 3-Poles and Molded Cable. IP 67 Rated.

Cable Types:
 224 = PUR, halogen-free, black

Part No.

RSMV 3-RKMWV 3-224/0,6 M
RSMV 3-RKMWV 3-224/1 M
RSMV 3-RKMWV 3-224/2 M

RSMV-RKMWV/LED



M8 Male Straight – M8 Female 90° (LED)

M8 Cordsets, Double Ended, Male Straight to Female 90° with LED and Threaded Connector 3-Poles and Molded Cable. IP 67 Rated.

Cable Types:
 224 = PUR, halogen-free, black

Part No.

RSMV 3-RKMWV/LED A 3-224/0,6 M
RSMV 3-RKMWV/LED A 3-224/1 M
RSMV 3-RKMWV/LED A 3-224/2 M

RSMV-RKT



M8 Male Straight – M12 Female Straight

M8 Cordsets, Double Ended, M8 Male Straight to M12 Female Straight with Threaded Connector 3-Poles and Molded Cable. IP 67 Rated.

Cable Types:
 224 = PUR, halogen-free, black

Part No.

RSMV 3-RKT 4-3-224/0,6 M
RSMV 3-RKT 4-3-224/1 M
RSMV 3-RKT 4-3-224/2 M



M8-Double-Ended Cordsets for Actuators, Sensors and Distribution Boxes

Connector Types: M8-M12 and M12-M8

RSMV-RKWT



M8 Male Straight – M12 Female 90°

M8 Cordsets, Double Ended, M8 Male Straight to M12 Female 90° with Threaded Connector 3-Poles and Molded Cable. IP 67 Rated.

Cable Types:
224 = PUR, halogen-free, black

Part No.

- RSMV 3-RKWT 4-3-224/0,6 M
- RSMV 3-RKWT 4-3-224/1 M
- RSMV 3-RKWT 4-3-224/2 M

RSMV-RKWT/LED



M8 Male Straight – M12 Female 90° (LED)

M8 Cordsets, Double Ended, M8 Male Straight to M12 Female 90° with LED and Threaded Connector 3-Poles and Molded Cable. IP 67 Rated.

Cable Types:
224 = PUR, halogen-free, black

Part No.

- RSMV 3-RKWT/LED A 4-3-224/0,6 M
- RSMV 3-RKWT/LED A 4-3-224/1 M
- RSMV 3-RKWT/LED A 4-3-224/2 M

RST-RKM



M12 Male Straight – M8 Female Snap-In

M12 Cordsets, Double Ended, M12 Male Straight with Threaded Connector to M8 Female Straight (Snap-In) 3-Poles and Molded Cable. IP 67 / IP 65 Rated.

Cable Types:
224 = PUR, halogen-free, black

Part No.

- RST 3-RKM 3-224/0,3 M
- RST 3-RKM 3-224/0,6 M
- RST 3-RKM 3-224/1 M
- RST 3-RKM 3-224/1,5 M
- RST 3-RKM 3-224/2 M
- RST 3-RKM 3-224/5 M

RST-RKMV



M12 Male Straight – M8 Female

M12 Cordsets, Double Ended, M12 Male Straight to M8 Female Straight with Threaded Connector 3-Poles and Molded Cable. IP 67 Rated.

Cable Types:
224 = PUR, halogen-free, black

Part No.

- RST 3-RKMV 3-224/0,3 M
- RST 3-RKMV 3-224/0,6 M
- RST 3-RKMV 3-224/1 M
- RST 3-RKMV 3-224/2 M
- RST 3-RKMV 3-224/5 M
- RST 3-RKMV 3-224/1,5 M

RST-RKMV/LED



M12 Male Straight – M8 Female (LED)

M12 Cordsets, Double Ended, M12 Male Straight to M8 Female Straight with LED, Threaded Connector 3-Poles and Molded Cable. IP 67 Rated.

Cable Types:
224 = PUR, halogen-free, black

Part No.

- RST 3-RKMV/LED A 3-224/0,3 M
- RST 3-RKMV/LED A 3-224/0,6 M
- RST 3-RKMV/LED A 3-224/1 M
- RST 3-RKMV/LED A 3-224/1,5 M
- RST 3-RKMV/LED A 3-224/2 M
- RST 3-RKMV/LED A 3-224/5 M

M8-Double-Ended Cordsets for Actuators, Sensors and Distribution Boxes

Connector Types: M12-M8 and M12-M12

RST-RKMWW/LED



M12 Male Straight - M8 Female 90° (LED)

M12 Cordsets, Double Ended, M12 Male Straight to M8 Female 90° with LED, Threaded Connector 3-Poles and Molded Cable. IP 67 Rated.

Cable Types:

224 = PUR, halogen-free, black

Part No.

RST 3-RKMWW/ LED A 3-224/0,3 M
RST 3-RKMWW/LED A 3-224/0,6 M
RST 3-RKMWW/LED A 3-224/1 M
RST 3-RKMWW/LED A 3-224/1,5 M
RST 3-RKMWW/LED A 3-224/2 M
RST 3-RKMWW/LED A 3-224/5 M

RST-RKT



M12 Male Straight - M12 Female Straight

M12 Cordsets, Double Ended, Male Straight to Female Straight with Threaded Connector 3-, 4-, 5- and 8-Poles with Molded Cable. IP 67 Rated.

8-6 poles: Used with Sensor/Actuator Distribution Box, Type: SBS

Cable Types:

224 | 225 | 228 | 282 | 337 = PUR, halogen-free, black
 251 | 259 | 268 = PUR, halogen-free, weld spark proof, orange
 627 = PVC, black

Part No.

RST 3-RKT 4-3-224/0,3 M	RST 8-RKT 8-627/0,3 M
RST 3-RKT 4-3-224/0,6 M	RST 8-RKT 8-627/0,6 M
RST 3-RKT 4-3-224/1 M	RST 8-RKT 8-627/1 M
RST 3-RKT 4-3-224/1,5 M	RST 8-RKT 8-627/2 M
RST 3-RKT 4-3-224/2 M	RST 8-RKT 8-627/5 M
RST 3-RKT 4-3-224/5 M	
RST 4-RKT 4-225/0,3 M	
RST 4-RKT 4-225/0,6 M	
RST 4-RKT 4-225/1 M	
RST 4-RKT 4-225/1,5 M	
RST 4-RKT 4-225/2 M	
RST 4-RKT 4-225/5 M	
RST 4-RKT 4-251/0,3 M	
RST 4-RKT 4-251/0,6 M	
RST 4-RKT 4-251/1 M	
RST 4-RKT 4-251/1,5 M	
RST 4-RKT 4-251/2 M	
RST 4-RKT 4-251/5 M	
RST 5-RKT 5-228/0,3 M	
RST 5-RKT 5-228/0,6 M	
RST 5-RKT 5-228/1 M	
RST 5-RKT 5-228/1,5 M	
RST 5-RKT 5-228/2 M	
RST 5-RKT 5-228/5 M	
RST 5-RKT 5-259/0,3 M	
RST 5-RKT 5-259/0,6 M	
RST 5-RKT 5-259/1 M	
RST 5-RKT 5-259/1,5 M	
RST 5-RKT 5-259/2 M	
RST 5-RKT 5-259/5 M	
RST 8-RKT 8-6-268/2 M	
RST 8-RKT 8-6-268/5 M	
RST 8-RKT 8-6-268/10 M	
RST 8-RKT 8-6-337/2 M	
RST 8-RKT 8-6-337/5 M	
RST 8-RKT 8-6-337/10 M	
RST 8-RKT 8-282/0,3 M	
RST 8-RKT 8-282/0,6 M	
RST 8-RKT 8-282/1 M	
RST 8-RKT 8-282/1,5 M	
RST 8-RKT 8-282/2 M	
RST 8-RKT 8-282/5 M	



M12 Double-Ended Cordsets for Actuators, Sensors and Distribution Boxes

Connector Types: M12-M12

RST-RKT



M12 Male Straight - M12 Female Straight

M12 Cordsets, Double Ended, Male Straight to Female Straight with Threaded Connector 3-, 4- and 5-Poles with Molded Cable. IP 67 Rated.

Cable Types: 18 AWG
731 | 637 = TPE, yellow
645 | 602 = PUR, yellow

Cable Types: 22 AWG
632 | 633 | 612 = PVC, yellow
610 | 679 | 644 = PUR, yellow
643 = TPE, yellow

Part No.	Part No.
RST 3-RKT 4-3-731/0,3 M	RST 4-RKT 4-643/0,3 M
RST 3-RKT 4-3-731/0,6 M	RST 4-RKT 4-643/0,6 M
RST 3-RKT 4-3-731/1 M	RST 4-RKT 4-643/1 M
RST 3-RKT 4-3-731/2 M	RST 4-RKT 4-643/2 M
RST 3-RKT 4-3-731/5 M	RST 4-RKT 4-643/3 M
RST 3-RKT 4-3-632/0,3 M	RST 4-RKT 4-643/5 M
RST 3-RKT 4-3-632/0,6 M	RST 4-RKT 4-602/0,3 M
RST 3-RKT 4-3-632/1 M	RST 4-RKT 4-602/0,6 M
RST 3-RKT 4-3-632/2 M	RST 4-RKT 4-602/1 M
RST 3-RKT 4-3-632/5 M	RST 4-RKT 4-602/2 M
RST 3-RKT 4-3-645/0,3 M	RST 4-RKT 4-602/3 M
RST 3-RKT 4-3-645/0,6 M	RST 4-RKT 4-602/5 M
RST 3-RKT 4-3-645/1 M	RST 4-RKT 4-679/0,3 M
RST 3-RKT 4-3-645/2 M	RST 4-RKT 4-679/0,6 M
RST 3-RKT 4-3-645/5 M	RST 4-RKT 4-679/1 M
RST 3-RKT 4-3-610/0,3 M	RST 4-RKT 4-679/2 M
RST 3-RKT 4-3-610/0,6 M	RST 4-RKT 4-679/3 M
RST 3-RKT 4-3-610/1 M	RST 4-RKT 4-679/5 M
RST 3-RKT 4-3-610/2 M	RST 5-RKT 5-612/0,3 M
RST 3-RKT 4-3-610/5 M	RST 5-RKT 5-612/0,6 M
RST 4-RKT 4-637/0,3 M	RST 5-RKT 5-612/1 M
RST 4-RKT 4-637/0,6 M	RST 5-RKT 5-612/2 M
RST 4-RKT 4-637/1 M	RST 5-RKT 5-612/5 M
RST 4-RKT 4-637/2 M	RST 5-RKT 5-644/0,3 M
RST 4-RKT 4-637/3 M	RST 5-RKT 5-644/0,6 M
RST 4-RKT 4-637/5 M	RST 5-RKT 5-644/1 M
RST 4-RKT 4-633/0,3 M	RST 5-RKT 5-644/2 M
RST 4-RKT 4-633/0,6 M	RST 5-RKT 5-644/5 M
RST 4-RKT 4-633/1 M	
RST 4-RKT 4-633/2 M	
RST 4-RKT 4-633/3 M	
RST 4-RKT 4-633/5 M	

RST-RKWT



M12 Male Straight - M12 Female 90°

M12 Cordsets, Double Ended, Male Straight to Female 90° with Threaded Connector 3-, 4-, 6- and 8-Poles with Molded Cable. IP 67 Rated.

8-6 poles: Used with Sensor/Actuator Distribution Box, Type: SBS

Cable Types: 224 | 225 | 337 = PUR, halogen-free, black
268 = PUR, halogen-free, weld spark proof, orange

627 = PVC, black

Part No.	Part No.
RST 3-RKWT 4-3-224/0,3 M	RST 8-RKWT 8-6-268/2 M
RST 3-RKWT 4-3-224/0,6 M	RST 8-RKWT 8-6-268/5 M
RST 3-RKWT 4-3-224/1 M	RST 8-RKWT 8-6-268/10 M
RST 3-RKWT 4-3-224/1,5 M	RST 8-RKWT 8-6-337/2 M
RST 3-RKWT 4-3-224/2 M	RST 8-RKWT 8-6-337/5 M
RST 3-RKWT 4-3-224/5 M	RST 8-RKWT 8-6-337/10 M
RST 4-RKWT 4-225/0,3 M	RST 8-RKWT 8-6-27/0,6 M
RST 4-RKWT 4-225/0,6 M	RST 8-RKWT 8-6-27/1 M
RST 4-RKWT 4-225/1 M	RST 8-RKWT 8-6-27/2 M
RST 4-RKWT 4-225/1,5 M	RST 8-RKWT 8-6-27/5 M
RST 4-RKWT 4-225/2 M	
RST 4-RKWT 4-225/5 M	



M12 Double-Ended Cordsets for Actuators, Sensors and Distribution Boxes

Connector Types: M12-M12

RST-RKWT/LED



M12 Male Straight - M12 Female 90° (LED)

M12 Cordsets, Double Ended, Male Straight to Female 90° with LED, Threaded Connector 3- and 4-Poles with Molded Cable. IP 67 Rated.

Cable Types:

- 224 | 225 = PUR, halogen-free, black
- 251 | 260 = PUR, halogen-free, weld spark proof, orange

Part No.

- RST 3-RKWT/LED A 4-3-224/0,3 M
- RST 3-RKWT/LED A 4-3-224/0,6 M
- RST 3-RKWT/LED A 4-3-224/1 M
- RST 3-RKWT/LED A 4-3-224/1,5 M
- RST 3-RKWT/LED A 4-3-224/2 M
- RST 3-RKWT/LED A 4-3-224/5 M
- RST 3-RKWT/LED A 4-3-260/0,3 M
- RST 3-RKWT/LED A 4-3-260/0,6 M
- RST 3-RKWT/LED A 4-3-260/1 M
- RST 3-RKWT/LED A 4-3-260/1,5 M
- RST 3-RKWT/LED A 4-3-260/2 M
- RST 3-RKWT/LED A 4-3-260/5 M
- RST 4-RKWT/LED P 4-225/0,3 M
- RST 4-RKWT/LED P 4-225/0,6 M
- RST 4-RKWT/LED P 4-225/1 M
- RST 4-RKWT/LED P 4-225/1,5 M
- RST 4-RKWT/LED P 4-225/2 M
- RST 4-RKWT/LED P 4-225/5 M
- RST 4-RKWT/LED P 4-251/0,3 M
- RST 4-RKWT/LED P 4-251/0,6 M
- RST 4-RKWT/LED P 4-251/1 M
- RST 4-RKWT/LED P 4-251/1,5 M
- RST 4-RKWT/LED P 4-251/2 M
- RST 4-RKWT/LED P 4-251/5 M
- RST 4-RKWT/LED R 4-251/0,3 M
- RST 4-RKWT/LED R 4-251/0,6 M
- RST 4-RKWT/LED R 4-251/1 M
- RST 4-RKWT/LED R 4-251/1,5 M
- RST 4-RKWT/LED R 4-251/2 M
- RST 4-RKWT/LED R 4-251/5 M

RST-RKT/LED



M12 Male Str - M12 Female Str (LED)

M12 Cordsets, Double Ended, Male Straight to Female Straight with LED, Threaded Connector 3-Poles with Molded Cable. IP 67 Rated.

Cable Types:

- 224 = PUR, halogen-free, black

Part No.

- RST 3-RKT/LED A 4-3-224/0,3 M
- RST 3-RKT/LED A 4-3-224/0,6 M
- RST 3-RKT/LED A 4-3-224/1 M
- RST 3-RKT/LED A 4-3-224/1,5 M
- RST 3-RKT/LED A 4-3-224/2 M
- RST 3-RKT/LED A 4-3-224/5 M



M12 Double-Ended Cordsets for Actuators, Sensors and Distribution Boxes

Connector Types: M12-M12

RST-RKWT



M12 Male Straight – M12 Female 90°

M12 Cordsets, Double Ended, Male Straight to Female 90° with Threaded Connector 3-, 4- and 5-Poles with Molded Cable. IP 67 Rated.

Cable Types: 18 AWG
731 | 637 = TPE, yellow
645 | 602 = PUR, yellow

Cable Types: 22 AWG
632 | 633 | 612 = PVC, yellow
610 | 679 | 644 = PUR, yellow
643 = TPE, yellow

Part No.	Part No.
RST 3-RKWT 4-3-731/0,3 M	RST 4-RKWT 4-643/0,3 M
RST 3-RKWT 4-3-731/0,6 M	RST 4-RKWT 4-643/0,6 M
RST 3-RKWT 4-3-731/1 M	RST 4-RKWT 4-643/1 M
RST 3-RKWT 4-3-731/2 M	RST 4-RKWT 4-643/2 M
RST 3-RKWT 4-3-731/5 M	RST 4-RKWT 4-643/3 M
RST 3-RKWT 4-3-632/0,3 M	RST 4-RKWT 4-643/5 M
RST 3-RKWT 4-3-632/0,6 M	RST 4-RKWT 4-602/0,3 M
RST 3-RKWT 4-3-632/1 M	RST 4-RKWT 4-602/0,6 M
RST 3-RKWT 4-3-632/2 M	RST 4-RKWT 4-602/1 M
RST 3-RKWT 4-3-632/5 M	RST 4-RKWT 4-602/2 M
RST 3-RKWT 4-3-645/0,3 M	RST 4-RKWT 4-602/3 M
RST 3-RKWT 4-3-645/0,6 M	RST 4-RKWT 4-602/5 M
RST 3-RKWT 4-3-645/1 M	RST 4-RKWT 4-679/0,3 M
RST 3-RKWT 4-3-645/2 M	RST 4-RKWT 4-679/0,6 M
RST 3-RKWT 4-3-645/5 M	RST 4-RKWT 4-679/1 M
RST 3-RKWT 4-3-610/0,3 M	RST 4-RKWT 4-679/2 M
RST 3-RKWT 4-3-610/0,6 M	RST 4-RKWT 4-679/3 M
RST 3-RKWT 4-3-610/1 M	RST 4-RKWT 4-679/5 M
RST 3-RKWT 4-3-610/2 M	RST 5-RKWT 5-612/0,3 M
RST 3-RKWT 4-3-610/5 M	RST 5-RKWT 5-612/0,6 M
RST 4-RKWT 4-637/0,3 M	RST 5-RKWT 5-612/1 M
RST 4-RKWT 4-637/0,6 M	RST 5-RKWT 5-612/2 M
RST 4-RKWT 4-637/1 M	RST 5-RKWT 5-612/5 M
RST 4-RKWT 4-637/2 M	RST 5-RKWT 5-644/0,3 M
RST 4-RKWT 4-637/3 M	RST 5-RKWT 5-644/0,6 M
RST 4-RKWT 4-637/5 M	RST 5-RKWT 5-644/1 M
RST 4-RKWT 4-633/0,3 M	RST 5-RKWT 5-644/2 M
RST 4-RKWT 4-633/0,6 M	RST 5-RKWT 5-644/5 M
RST 4-RKWT 4-633/1 M	
RST 4-RKWT 4-633/2 M	
RST 4-RKWT 4-633/3 M	
RST 4-RKWT 4-633/5 M	

Cordsets, Double-Ended

M12 Double-Ended Cordsets for Actuators, Sensors and Distribution Boxes

Connector Types: M12-M12, High-Grade Stainless Steel

PRST-PRKT



M12 Male Straight – M12 Female Straight

M12 Cordsets, Double Ended, Male Straight to Female Straight with Stainless Steel Threaded Connector and Nut, 4-Poles with Molded Cable. IP 69 K Rated.

– especially designed for use in Food Processing equipment –

Cable Types: 07 = PVC, orange

Part No.
PRST 4-PRKT 4-07/2 M
PRST 4-PRKT 4-07/5 M



M12 Double-Ended Cordsets for Actuators, Sensors and Distribution Boxes

Connector Types: M12-M12, High-Grade Stainless Steel

PRST-PRKWT



M12 Male Straight – M12 Female 90°

M12 Cordsets, Double Ended, Male Straight to Female 90° with Stainless Steel Threaded Connector and Nut, 4-Poles with Molded Cable. IP 69 K Rated.

– especially designed for use in Food Processing equipment –

Cable Types:
07 = PVC, orange

Part No.

PRST 4-PRKWT 4-07/2 M
PRST 4-PRKWT 4-07/5 M

PRST-PRKWT/LED



M12 Male Straight – M12 Female 90°

M12 Cordsets, Double Ended, Male Straight to Female 90° with LED and Stainless Steel Threaded Connector and Nut, 4-Poles with Molded Cable. IP 69 K Rated.

– especially designed for use in Food Processing equipment –

Cable Types:
07 = PVC, orange

Part No.

PRST 4-PRKWT/LED P 4-07/2 M
PRST 4-PRKWT/LED P 4-07/5 M

1/2"-20 Double-Ended Cordsets for Actuators, Sensors and Distribution Boxes

Connector Types: 1/2"-20-1/2"-20

RST 3U - RKT 3U | RST 4U - RKT 4U | RST 5U - RKT 5U



1/2"-20 Male – 1/2"-20 Female Straight

1/2"-20 Cordsets, Double Ended, Male to Female Straight, 3-, 4- and 5-Poles with Molded Cable. IP 67 Rated.

Color Code: **Automotive**
Cable Types: 18 AWG
688 | 689 = PVC, yellow
755 = TPE, yellow

Cable Types: 22 AWG
618 | 674 | 673 = PVC, yellow
664 = PUR, yellow

Color Code: **U.S.**
Cable Types: 18 AWG
619 = CPE, yellow

Part No.

RST 3U-RKT 3 U-688/3 F	RST 5U-RKT 5 U-755/3F
RST 3U-RKT 3 U-688/6 F	RST 5U-RKT 5 U-755/6F
RST 3U-RKT 3 U-688/12 F	RST 5U-RKT 5 U-755/12F
RST 3U-RKT 3 U-618/3 F	RST 5U-RKT 5 U-755/15F
RST 3U-RKT 3 U-618/6 F	RST 5U-RKT 5 U-673/3F
RST 3U-RKT 3 U-618/12 F	RST 5U-RKT 5 U-673/6F
RST 3U-RKT 3 U-664/3 F	RST 5U-RKT 5 U-673/12F
RST 3U-RKT 3 U-664/6 F	RST 5U-RKT 5 U-673/15F
RST 3U-RKT 3 U-664/12 F	
RST 3U-RKT 3 U-619/3 F	
RST 3U-RKT 3 U-619/6 F	
RST 3U-RKT 3 U-619/12 F	
RST 4U-RKT 4 U-689/3 F	
RST 4U-RKT 4 U-689/6 F	
RST 4U-RKT 4 U-689/12 F	
RST 4U-RKT 4 U-689/15 F	
RST 4U-RKT 4 U-674/3 F	
RST 4U-RKT 4 U-674/6 F	
RST 4U-RKT 4 U-674/12 F	
RST 4U-RKT 4 U-674/15 F	



1/2"-20 Double-Ended Cordsets for Actuators, Sensors and Distribution Boxes

Connector Types: 1/2"-20-1/2"-20

RST 5U - RKWT 5U



1/2"-20 Male Straight – 1/2"-20 Female 90°

1/2"-20 Cordsets, Double Ended, Male Straight to Female 90°, 3-, 4- and 5-Poles with Molded Cable. IP 67 Rated.

Color Code: **Automotive**
 Cable Types: 18 AWG
 688 | 689 = PVC, yellow
 755 = TPE, yellow

Cable Types: 22 AWG
 618 | 674 | 673 = PVC, yellow
 664 = PUR, yellow

Color Code: **U.S.**
 Cable Types: 18 AWG
 619 = CPE, yellow

Part No.

RST 3U-RKWT 3 U-688/3 F	RST 4U-RKWT 4 U-689/3 F
RST 3U-RKWT 3 U-688/6 F	RST 4U-RKWT 4 U-689/6 F
RST 3U-RKWT 3 U-688/12 F	RST 4U-RKWT 4 U-689/12 F
RST 3U-RKWT 3 U-618/3 F	RST 4U-RKWT 4 U-674/3 F
RST 3U-RKWT 3 U-618/6 F	RST 4U-RKWT 4 U-674/6 F
RST 3U-RKWT 3 U-618/12 F	RST 4U-RKWT 4 U-674/12 F
RST 3U-RKWT 3 U-618/15 F	RST 4U-RKWT 4 U-674/15 F
RST 3U-RKWT 3 U-664/3 F	RST 5U-RKWT 5 U-755/3F
RST 3U-RKWT 3 U-664/6 F	RST 5U-RKWT 5 U-755/6F
RST 3U-RKWT 3 U-664/12 F	RST 5U-RKWT 5 U-755/12F
RST 3U-RKWT 3 U-664/15 F	RST 5U-RKWT 5 U-755/15F
RST 3U-RKWT 3 U-619/3 F	RST 5U-RKWT 5 U-673/3F
RST 3U-RKWT 3 U-619/6 F	RST 5U-RKWT 5 U-673/6F
RST 3U-RKWT 3 U-619/12 F	RST 5U-RKWT 5 U-673/12F
RST 3U-RKWT 3 U-619/15 F	RST 5U-RKWT 5 U-673/15F

M12 Double-Ended Cordsets for Actuators, Sensors and Distribution Boxes

Connector Types: M12-Valve Connector

RST-VAD 1A | RST-VAD 1F



M12 Male Straight – Valve Connector

M12 Cordsets, Double Ended, Male Straight Connector with Self-Locking Threaded Joint to Valve Connector According to DIN EN 175301-803, Form A.

VAD 1A: Varistor
 VAD 1F: Neutral Diode

Cable Types:
 226 = PUR, halogen-free, black
 241 = PUR, halogen-free, welding spark proof

Part No.

RST 5-3-VAD 1A-1-3-226/0,3 M
RST 5-3-VAD 1A-1-3-226/0,6 M
RST 5-3-VAD 1A-1-3-226/1 M
RST 5-3-VAD 1A-1-3-226/1,5 M
RST 5-3-VAD 1A-1-3-226/2 M
RST 5-3-VAD 1A-1-3-226/5 M
RST 5-3-VAD 1A-1-3-241/0,3 M
RST 5-3-VAD 1A-1-3-241/0,6 M
RST 5-3-VAD 1A-1-3-241/1 M
RST 5-3-VAD 1A-1-3-241/1,5 M
RST 5-3-VAD 1A-1-3-241/2 M
RST 5-3-VAD 1A-1-3-241/5 M
RST 5-3-VAD 1F-4-3-226/0,3 M
RST 5-3-VAD 1F-4-3-226/0,6 M
RST 5-3-VAD 1F-4-3-226/1 M
RST 5-3-VAD 1F-4-3-226/1,5 M
RST 5-3-VAD 1F-4-3-226/2 M
RST 5-3-VAD 1F-4-3-226/5 M
RST 5-3-VAD 1F-4-3-241/0,3 M
RST 5-3-VAD 1F-4-3-241/0,6 M
RST 5-3-VAD 1F-4-3-241/1 M
RST 5-3-VAD 1F-4-3-241/1,5 M
RST 5-3-VAD 1F-4-3-241/2 M
RST 5-3-VAD 1F-4-3-241/5 M

M12 Double-Ended Cordsets for Actuators, Sensors and Distribution Boxes

Connector Types: M12-Valve Connector

RST-VAD 3C | RST-VAD 3C 4-2

M12 Male Straight - Valve Connector

M12 Cordsets, Double Ended, Male Straight Connector with Self-Locking Threaded Joint to Valve Connector for Pressure Switches According to DIN EN 175301-803, Form A.

VAD 3C 4-1:	Cable Gland 0°
VAD 3C 4-2:	Cable Gland 180°
Cable Types:	
228	= PUR, halogen-free, black
259	= PUR, halogen-free, welding spark proof

Part No.

RST 5-VAD 3C-4-1-228/0,3 M
RST 5-VAD 3C-4-1-228/0,6 M
RST 5-VAD 3C-4-1-228/1 M
RST 5-VAD 3C-4-1-228/1,5 M
RST 5-VAD 3C-4-1-228/2 M
RST 5-VAD 3C-4-1-228/5 M
RST 5-VAD 3C-4-1-259/0,3 M
RST 5-VAD 3C-4-1-259/0,6 M
RST 5-VAD 3C-4-1-259/1 M
RST 5-VAD 3C-4-1-259/1,5 M
RST 5-VAD 3C-4-1-259/2 M
RST 5-VAD 3C-4-1-259/5 M
RST 5-VAD 3C-4-2-228/0,3 M
RST 5-VAD 3C-4-2-228/0,6 M
RST 5-VAD 3C-4-2-228/1 M
RST 5-VAD 3C-4-2-228/1,5 M
RST 5-VAD 3C-4-2-228/2 M
RST 5-VAD 3C-4-2-228/5 M
RST 5-VAD 3C-4-2-259/0,3 M
RST 5-VAD 3C-4-2-259/0,6 M
RST 5-VAD 3C-4-2-259/1 M
RST 5-VAD 3C-4-2-259/1,5 M
RST 5-VAD 3C-4-2-259/5 M

RST-VBD 1A 1-1 | RST-VBD 1A 1-2

M12 Male Straight - Valve Connector

M12 Cordsets, Double Ended, Male Straight Connector with Self-Locking Threaded Joint to Valve Connector According to DIN EN 175301-803, Form B.

VAD 1A 1-1:	Cable Gland 0°
VAD 1A 1-2:	Cable Gland 180°
Cable Types:	
226	= PUR, halogen-free, black
241	= PUR, halogen-free, welding spark proof

Part No.

RST 5-3-VBD 1A-1-1-226/0,3 M
RST 5-3-VBD 1A-1-1-226/0,6 M
RST 5-3-VBD 1A-1-1-226/1 M
RST 5-3-VBD 1A-1-1-226/1,5 M
RST 5-3-VBD 1A-1-1-226/2 M
RST 5-3-VBD 1A-1-1-226/5 M
RST 5-3-VBD 1A-1-1-241/0,3 M
RST 5-3-VBD 1A-1-1-241/0,6 M
RST 5-3-VBD 1A-1-1-241/1 M
RST 5-3-VBD 1A-1-1-241/1,5 M
RST 5-3-VBD 1A-1-1-241/2 M
RST 5-3-VBD 1A-1-1-241/5 M
RST 5-3-VBD 1A-1-2-226/0,3 M
RST 5-3-VBD 1A-1-2-226/0,6 M
RST 5-3-VBD 1A-1-2-226/1 M
RST 5-3-VBD 1A-1-2-226/1,5 M
RST 5-3-VBD 1A-1-2-226/2 M
RST 5-3-VBD 1A-1-2-226/5 M
RST 5-3-VBD 1A-1-2-241/0,3 M
RST 5-3-VBD 1A-1-2-241/0,6 M
RST 5-3-VBD 1A-1-2-241/1 M
RST 5-3-VBD 1A-1-2-241/1,5 M
RST 5-3-VBD 1A-1-2-241/2 M
RST 5-3-VBD 1A-1-2-241/5 M



M12 Double-Ended Cordsets for Actuators, Sensors and Distribution Boxes

Connector Types: M12-Valve Connector

RST-VB 1A 1-1 | RST-VB 1A 1-2



M12 Male Straight - Valve Connector

M12 Cordsets, Double Ended, Male Straight Connector with Self-Locking Threaded Joint to Valve Connector Similar to DIN EN 175301-803, Industry Standard Form B.

VB 1A 1-1: Cable Gland 0°
 VB 1A 1-2: Cable Gland 180°

Cable Types:
 226 = PUR, halogen-free, black

Part No.

RST 5-3-VB 1A-1-1-226/0,3 M
 RST 5-3-VB 1A-1-1-226/0,6 M
 RST 5-3-VB 1A-1-1-226/1 M
 RST 5-3-VB 1A-1-1-226/1,5 M
 RST 5-3-VB 1A-1-1-226/2 M
 RST 5-3-VB 1A-1-1-226/5 M
 RST 5-3-VB 1A-1-2-226/0,3 M
 RST 5-3-VB 1A-1-2-226/0,6 M
 RST 5-3-VB 1A-1-2-226/1 M
 RST 5-3-VB 1A-1-2-226/1,5 M
 RST 5-3-VB 1A-1-2-226/2 M
 RST 5-3-VB 1A-1-2-226/5 M

RST-VCD 1A 1-3



M12 Male Straight - Valve Connector

M12 Cordsets, Double Ended, Male Straight Connector with Self-Locking Threaded Joint to Valve Connector According to DIN EN 175301-803, Form C (8.0 mm).

Cable Types:
 226 = PUR, halogen-free, black
 241 = PUR, halogen-free, welding spark proof

Part No.

RST 5-3-VCD 1A-1-3-226/0,3 M
 RST 5-3-VCD 1A-1-3-226/0,6 M
 RST 5-3-VCD 1A-1-3-226/1 M
 RST 5-3-VCD 1A-1-3-226/1,5 M
 RST 5-3-VCD 1A-1-3-226/2 M
 RST 5-3-VCD 1A-1-3-226/5 M
 RST 5-3-VCD 1A-1-3-241/0,3 M
 RST 5-3-VCD 1A-1-3-241/0,6 M
 RST 5-3-VCD 1A-1-3-241/1 M
 RST 5-3-VCD 1A-1-3-241/1,5 M
 RST 5-3-VCD 1A-1-3-241/2 M
 RST 5-3-VCD 1A-1-3-241/5 M

RST-VC 1A 1-3



M12 Male Straight - Valve Connector

M12 Cordsets, Double Ended, Male Straight Connector with Self-Locking Threaded Joint to Valve Connector Similar to DIN EN 175301-803, Industry Standard Form C (9.4 mm).

Cable Types:
 226 = PUR, halogen-free, black

Part No.

RST 5-3-VC 1A-1-3-226/0,3 M
 RST 5-3-VC 1A-1-3-226/0,6 M
 RST 5-3-VC 1A-1-3-226/1 M
 RST 5-3-VC 1A-1-3-226/1,5 M
 RST 5-3-VC 1A-1-3-226/2 M
 RST 5-3-VC 1A-1-3-226/5 M



M12 Double-Ended Cordsets for Actuators, Sensors and Distribution Boxes

Duo-Connector Types: M12 Duo-2xM8, M12 Duo-2xM12

ASB 2-RKMWW/LED



M12-Duo-Male - 2xM8-Female 90° (LED)

Actuator-/Sensor-Double Ended, M12-Duo-Male and two M8-Female 90°, 3-Pole with LED Operation and Function Indicator, Self-Locking Threaded Joint, IP 67 Rated.

Cable Types:
226 = PUR, halogen-free, black

Part No.

ASB 2-RKMWW/LED A 3-224/1 M
ASB 2-RKMWW/LED A 3-224/2 M
ASB 2-RKMWW/LED A 3-224/1,5 M

ASB 2-RKT | ASBA 2-RKT



M12-Duo-Male - 2xM12-Female Straight

Actuator-/Sensor-Double Ended, M12-Duo-Male and two M12-Female Straight, 3-Pole with Self-Locking Threaded Joint, IP 67 Rated.

ASB 2-RKT: without AND Logic
ASBA 2-RKT: with AND Logic

Cable Types:
224 = PUR, halogen-free, black
251 = PUR, halogen-free, weld spark proof, black

Part No.

ASB 2-RKT 4-3-224/1 M
ASB 2-RKT 4-3-224/1,5 M
ASB 2-RKT 4-3-224/2 M
ASB 2-RKT 4-3-251/1 M
ASB 2-RKT 4-3-251/1,5 M
ASB 2-RKT 4-3-251/2 M
ASBA 2-RKT 4-3-224/1 M
ASBA 2-RKT 4-3-224/1,5 M
ASBA 2-RKT 4-3-224/2 M

ASB 2-RKWT



M12-Duo-Male - 2xM12-Female 90°

Actuator-/Sensor-Double Ended, M12-Duo-Male and two M12-Female 90°, 3-Pole with Self-Locking Threaded Joint, IP 67 Rated.

Cable Types:
224 = PUR, halogen-free, black
251 = PUR, halogen-free, weld spark proof, black

Part No.

ASB 2-RKWT 4-3-224/1 M
ASB 2-RKWT 4-3-224/2 M
ASB 2-RKWT 4-3-224/1,5 M
ASB 2-RKWT 4-3-251/1 M
ASB 2-RKWT 4-3-251/2 M
ASB 2-RKWT 4-3-251/1,5 M

ASB 2-RKWT/LED



M12-Duo-Male - 2xM12-Female 90° (LED)

Actuator-/Sensor-Double Ended, M12-Duo-Male and two M12-Female 90°, 3-Pole with LED Operation and Function Indicator, Self-Locking Threaded Joint, IP 67 Rated.

Cable Types:
224 = PUR, halogen-free, black

Part No.

ASB 2-RKWT/LED A 4-3-224/1 M
ASB 2-RKWT/LED A 4-3-224/2 M
ASB 2-RKWT/LED A 4-3-224/1,5 M



M12 Double-Ended Cordsets for Actuators, Sensors and Distribution Boxes

Duo-Connector Types: M12 Duo-2xM8, M12 Duo-2xM12

ASB 2-RST-RKT



M12-Duo-Male - 2xM12-Male/Female

Actuator-/Sensor-Double Ended, M12-Duo-Male and two M12-Male and Female Straight, 3-Pole, Self-Locking Threaded Joint, IP 67 Rated.

Cable Types:
228 = PUR, halogen-free, black

Part No.

ASB 2-RST 5-228/0,2-RKT 5-228/1 M
ASB 2-RST 5-228/0,2-RKT 5-228/1,5 M
ASB 2-RST 5-228/0,2-RKT 5-228/2 M

M12 Double-Ended Cordsets for Actuators, Sensors and Distribution Boxes

Duo-Connector Types: M12 Duo-2xM12, M12 Duo-2xValve Connector

ASB 2-VAD 1A



M12-Duo-Male - 2xValve Connector

Actuator-/Sensor-Double Ended, M12-Duo-Male 5-Pole with Self-Locking Threaded Joint, and two Valve Connectors According to DIN EN 175301-803, DIN Form A, IP 67 Rated.

Cable Types:
226 = PUR, halogen-free, black

Part No.

ASB 2-VAD 1A-1-3-226/1 M
ASB 2-VAD 1A-1-3-226/1,5 M
ASB 2-VAD 1A-1-3-226/2 M

ASB 2-VBD 1A



M12-Duo-Male - 2xValve Connector

Actuator-/Sensor-Double Ended, M12-Duo-Male 5-Pole with Self-Locking Threaded Joint, and two Valve Connectors According to DIN EN 175301-803, DIN Form B, IP 67 Rated.

Cable Types:
226 = PUR, halogen-free, black

Part No.

ASB 2-VBD 1A-1-1-226/1 M
ASB 2-VBD 1A-1-1-226/1,5 M
ASB 2-VBD 1A-1-1-226/2 M



M12 Double-Ended Cordsets for Actuators, Sensors and Distribution Boxes

Duo-Connector Types: M12 Duo-2xM12, M12 Duo-2xValve Connector

ASB 2-VB 1A



M12-Duo-Male - 2xValve Connector

Actuator-/Sensor-Double Ended, M12-Duo-Male 5-Pole with Self-Locking Threaded Joint, and two Valve Connectors Similar to DIN EN 175301-803, Industry Standard Form B, IP 67 Rated.

Cable Types:
226 = PUR, halogen-free, black

Part No.

ASB 2-VB 1A-1-1-226/1 M
ASB 2-VB 1A-1-1-226/1,5 M
ASB 2-VB 1A-1-1-226/2 M

ASB 2-VC 1A



M12-Duo-Male - 2xValve Connector

Actuator-/Sensor-Double Ended, M12-Duo-Male 5-Pole with Self-Locking Threaded Joint, and two Valve Connectors Similar to DIN EN 175301-803, Industry Standard Form C (9.4 mm), IP 67 Rated.

Cable Types:
226 = PUR, halogen-free, black

Part No.

ASB 2-VC 1A-1-3-226/1 M
ASB 2-VC 1A-1-3-226/1,5 M
ASB 2-VC 1A-1-3-226/2 M

M12 Double-Ended Cordsets for Actuators, Sensors and Distribution Boxes

Duo-Connector Types: M12 Duo-2xM12, M12 Duo-2xM12

AKB 2-RST



M12-Duo-Female - 2xM12-Male Straight

Actuator-/Sensor-Double Ended, M12-Duo-Female and two M12-Male Straight Connectors, 3-Pole with Self-Locking Threaded Joint, IP 67 Rated.

Cable Types:
602 = PUR, yellow

Part No.

AKB 2-RST 3-602/0.3 M
AKB 2-RST 3-602/0.6 M
AKB 2-RST 3-602/1 M
AKB 2-RST 3-602/1.5 M
AKB 2-RST 3-602/2 M
AKB 2-RST 3-602/3 M
AKB 2-RST 3-602/5 M



M12 Double-Ended Cordsets for Actuators, Sensors and Distribution Boxes

Duo-Connector Types: M12 Duo-2xM12, M12 Duo-2xM12

ASB 2-RKT



M12-Duo-Male - 2xM12-Female Straight
Actuator-/Sensor-Double Ended, M12-Duo-Male and two M12-Female Straight, 3- and 4-Pole with Self-Locking Threaded Joint, IP 67 Rated.

Cable Types:
637 | 643 = TPE, yellow
632 = PVC, yellow
645 = PUR, yellow

Part No.

ASB 2-RKT 4-3-637/0.3 M
ASB 2-RKT 4-3-637/0.6 M
ASB 2-RKT 4-3-637/1 M
ASB 2-RKT 4-3-637/1.5 M
ASB 2-RKT 4-3-637/2 M
ASB 2-RKT 4-3-637/5 M
ASB 2-RKT 4-3-632/0.3 M
ASB 2-RKT 4-3-632/0.6 M
ASB 2-RKT 4-3-632/1 M
ASB 2-RKT 4-3-632/1.5 M
ASB 2-RKT 4-3-632/2 M
ASB 2-RKT 4-3-632/5 M
ASB 2-RKT 4-3-645/0.3 M
ASB 2-RKT 4-3-645/0.6 M
ASB 2-RKT 4-3-645/1 M
ASB 2-RKT 4-3-645/1.5 M
ASB 2-RKT 4-3-645/2 M
ASB 2-RKT 4-3-645/5 M
ASB 2-RKT 4-643/0.3 M
ASB 2-RKT 4-643/0.6 M
ASB 2-RKT 4-643/1 M
ASB 2-RKT 4-643/1.5 M
ASB 2-RKT 4-643/2 M
ASB 2-RKT 4-643/5 M

ASB 2-RKWT



M12-Duo-Male - 2xM12-Female 90°
Actuator-/Sensor-Double Ended, M12-Duo-Male and two M12-Female 90°, 3-Pole with Self-Locking Threaded Joint, IP 67 Rated.

Cable Types:
637 = TPE, yellow
632 = PVC, yellow
645 = PUR, yellow

Part No.

ASB 2-RKWT 4-3-637/0.3 M
ASB 2-RKWT 4-3-637/0.6 M
ASB 2-RKWT 4-3-637/1 M
ASB 2-RKWT 4-3-637/1.5 M
ASB 2-RKWT 4-3-637/2 M
ASB 2-RKWT 4-3-637/5 M
ASB 2-RKWT 4-3-632/0.3 M
ASB 2-RKWT 4-3-632/0.6 M
ASB 2-RKWT 4-3-632/1 M
ASB 2-RKWT 4-3-632/1.5 M
ASB 2-RKWT 4-3-632/2 M
ASB 2-RKWT 4-3-632/3 M
ASB 2-RKWT 4-3-632/5 M
ASB 2-RKWT 4-3-645/0.3 M
ASB 2-RKWT 4-3-645/0.6 M
ASB 2-RKWT 4-3-645/1 M
ASB 2-RKWT 4-3-645/1.5 M
ASB 2-RKWT 4-3-645/2 M
ASB 2-RKWT 4-3-645/5 M

Mini 7/8" Double-Ended Cordsets, A Body Style

RSRK 201...501



7/8" A Body-Male to Female Straight

Mini Cordsets, Double Ended, 7/8" Male Straight Connector, 2-, 3-, 4-, 5-, and 6-Poles with Internal Threads and Molded Cable. IP 67 Rated.

Color Code: U.S.
 Cable Types: 16 AWG
 738 | 739 | 777 = TPE, yellow
 678 = PVC, yellow

Cable Types: 18 AWG
 619 = CPE, yellow
 697 = PVC, yellow

Color Code: Automotive
 Cable Types: 16 AWG
 741 | 742 = TPE, yellow
 Cable Types: 18 AWG
 755 = TPE, yellow

Part No.	Part No.
RSRK 201-678/6 F	RSRK 501-742/6 F
RSRK 201-678/12 F	RSRK 501-742/12 F
RSRK 201-678/15 F	RSRK 501-742/15 F
RSRK 201-678/20 F	RSRK 501-742/20 F
RSRK 201-678/30 F	RSRK 501-742/30 F
RSRK 301-619/6 F	RSRK 501-755/6 F
RSRK 301-619/12 F	RSRK 501-755/12 F
RSRK 301-619/15 F	RSRK 501-755/15 F
RSRK 301-619/20 F	RSRK 501-755/20 F
RSRK 301-619/30 F	RSRK 501-755/30 F
RSRK 301-738/6 F	RSRK 501-777/6 F
RSRK 301-738/12 F	RSRK 501-777/12 F
RSRK 301-738/15 F	RSRK 501-777/15 F
RSRK 301-738/20 F	RSRK 501-777/20 F
RSRK 301-738/30 F	RSRK 501-777/30 F
RSRK 301-741/6 F	RSRK 601A-697/6 F
RSRK 301-741/12 F	RSRK 601A-697/12 F
RSRK 301-741/15 F	RSRK 601A-697/15 F
RSRK 301-741/20 F	RSRK 601A-697/20 F
RSRK 301-741/30 F	RSRK 601A-697/30 F
RSRK 401-739/6 F	
RSRK 401-739/12 F	
RSRK 401-739/15 F	
RSRK 401-739/20F	
RSRK 401-739/30F	

RSRKW 201...601A



7/8" A Body-Male Straight to Female 90°

Mini Cordsets, Single Ended, 7/8" Male Straight to Female 90° Connector, 2-, 3-, 4-, 5-, and 6-Poles with Internal Threads and Molded Cable. IP 67 Rated.

Color Code: U.S.
 Cable Types: 16 AWG
 738 | 739 | 777 = TPE, yellow
 678 = PVC, yellow

Cable Types: 18 AWG
 619 = CPE, yellow
 697 = PVC, yellow

Color Code: Automotive
 Cable Types: 16 AWG
 741 | 742 = TPE, yellow
 Cable Types: 18 AWG
 755 = TPE, yellow

Part No.	Part No.
RSRKW 201-678/6 F	RSRKW 501-742/6 F
RSRKW 201-678/12 F	RSRKW 501-742/12 F
RSRKW 201-678/15 F	RSRKW 501-742/15 F
RSRKW 201-678/20 F	RSRKW 501-742/20 F
RSRKW 201-678/30 F	RSRKW 501-742/30 F
RSRKW 301-619/6 F	RSRKW 501-755/6 F
RSRKW 301-619/12 F	RSRKW 501-755/12 F
RSRKW 301-619/15 F	RSRKW 501-755/15 F
RSRKW 301-619/20 F	RSRKW 501-755/20 F
RSRKW 301-619/30 F	RSRKW 501-755/30 F
RSRKW 301-738/6 F	RSRKW 501-777/6 F
RSRKW 301-738/12 F	RSRKW 501-777/12 F
RSRKW 301-738/15 F	RSRKW 501-777/15 F
RSRKW 301-738/20 F	RSRKW 501-777/20 F
RSRKW 301-738/30 F	RSRKW 501-777/30 F
RSRKW 301-741/6 F	RSRKW 601A-697/6 F
RSRKW 301-741/12 F	RSRKW 601A-697/12 F
RSRKW 301-741/15 F	RSRKW 601A-697/15 F
RSRKW 301-741/20 F	RSRKW 601A-697/20 F
RSRKW 301-741/30 F	RSRKW 601A-697/30 F
RSRKW 401-739/6 F	
RSRKW 401-739/12 F	
RSRKW 401-739/15 F	
RSRKW 401-739/20F	
RSRKW 401-739/30F	



Mini 7/8" Double-Ended Cordsets, A Body Style

RSRK 20...50



7/8" A Body-Male Str (ET) to Female Str

Mini Cordsets, Single Ended, 7/8" Male Straight with External Threads to Female Straight Connector, 2-, 3-, 4- and 5-Poles with Molded Cable. IP 67 Rated.

Color Code: IEC
 Cable Types: 18 AWG
 731 | 637 | 794 = TPE, yellow
 603 = PVC, yellow
 645 | 602 = PUR, yellow

Color Code: Euro AC
 Cable Types: 18 AWG
 601 = PVC, yellow

Part No.	Part No.
RSRK 20-603/0.3 M	RSRK 40-637/6 F
RSRK 20-603/0.6 M	RSRK 40-637/12 F
RSRK 20-603/1 M	RSRK 40-637/15 F
RSRK 20-603/2 M	RSRK 40-637/20F
RSRK 20-603/5 M	RSRK 40-637/30F
RSRK 30-731/6 F	RSRK 40-602/0.3 M
RSRK 30-731/12 F	RSRK 40-602/0.6 M
RSRK 30-731/15 F	RSRK 40-602/1 M
RSRK 30-731/20 F	RSRK 40-602/2 M
RSRK 30-731/30 F	RSRK 40-602/5 M
RSRK 30-645/0.3 M	RSRK 40-602/10 M
RSRK 30-645/0.6 M	RSRK 50-794/6 F
RSRK 30-645/1 M	RSRK 50-794/12 F
RSRK 30-645/2 M	RSRK 50-794/15 F
RSRK 30-645/5 M	RSRK 50-794/20 F
RSRK 30-601/0.3 M	RSRK 50-794/30 F
RSRK 30-601/0.6 M	
RSRK 30-601/1 M	
RSRK 30-601/2 M	
RSRK 30-601/5 M	
RSRK 30-601/10 M	

RSRKW 20...50



7/8" A Body-Male Str (ET) to Female 90°

Mini Cordsets, Single Ended, 7/8" Male Straight with External Threads to Female 90° Connector, 2-, 3-, 4- and 5-Poles with Molded Cable. IP 67 Rated.

Color Code: IEC
 Cable Types: 18 AWG
 731 | 637 | 794 = TPE, yellow
 603 = PVC, yellow
 645 | 602 = PUR, yellow

Color Code: Euro AC
 Cable Types: 18 AWG
 601 = PVC, yellow

Part No.	Part No.
RSRKW 20-603/0.3 M	RSRKW 40-637/6 F
RSRKW 20-603/0.6 M	RSRKW 40-637/12 F
RSRKW 20-603/1 M	RSRKW 40-637/15 F
RSRKW 20-603/2 M	RSRKW 40-637/20F
RSRKW 20-603/5 M	RSRKW 40-637/30F
RSRKW 20-603/10 M	RSRKW 40-602/0.3 M
RSRKW 30-731/6 F	RSRKW 40-602/0.6 M
RSRKW 30-731/12 F	RSRKW 40-602/1 M
RSRKW 30-731/15 F	RSRKW 40-602/2 M
RSRKW 30-731/20 F	RSRKW 40-602/5 M
RSRKW 30-731/30 F	RSRKW 40-602/10 M
RSRKW 30-645/0.3 M	RSRKW 50-794/6 F
RSRKW 30-645/0.6 M	RSRKW 50-794/12 F
RSRKW 30-645/1 M	RSRKW 50-794/15 F
RSRKW 30-645/2 M	RSRKW 50-794/20 F
RSRKW 30-645/5 M	RSRKW 50-794/30 F
RSRKW 30-601/0.3 M	
RSRKW 30-601/0.6 M	
RSRKW 30-601/1 M	
RSRKW 30-601/2 M	
RSRKW 30-601/5 M	
RSRKW 30-601/10 M	



Mini 1" Double-Ended Cordsets, B Body Style, 16 and 18 AWG

RSRK 601B...801M



1" B Body-Male Str to Female Str

Mini Cordsets, Double Ended, 1" Male Straight to Female Straight Connector, 6-, 7-, and 8-Poles with Internal Threads and Molded Cable. IP 67 Rated.

Color Code:	U.S.
Cable Types:	16 AWG
696 622 698	= PVC, yellow
Cable Types:	18 AWG
649 650	= PVC, yellow

Part No.	Part No.
RSRK 601B-696/6 F	RSRK 801M-650/6 F
RSRK 601B-696/12 F	RSRK 801M-650/12 F
RSRK 601B-696/15 F	RSRK 801M-650/15 F
RSRK 601B-696/20 F	RSRK 801M-650/20 F
RSRK 601B-696/30 F	RSRK 801M-650/30 F
RSRK 701M-622/6 F	RSRK 801M-698/6 F
RSRK 701M-622/12 F	RSRK 801M-698/12 F
RSRK 701M-622/15 F	RSRK 801M-698/15 F
RSRK 701M-622/20 F	RSRK 801M-698/20 F
RSRK 701M-622/30 F	RSRK 801M-698/30 F
RSRK 701M-649/6 F	
RSRK 701M-649/12 F	
RSRK 701M-649/15 F	
RSRK 701M-649/20 F	
RSRK 701M-649/30 F	

Mini 1 1/8" Double-Ended Cordsets, C Body Style, 16 and 18 AWG

RSRK 1201M



Mini Cordsets, Double Ended, 1 1/8" Male Straight to Female Straight Connector, 12-Poles (11 Conductors) with External Threads and Molded Cable. IP 67 Rated.

Color Code:	IEC
Cable Types:	18 AWG
728	= TPE, yellow

Part No.
RSRK 1201M-728/6 F
RSRK 1201M-728/12 F
RSRK 1201M-728/15 F
RSRK 1201M-728/20 F
RSRK 1201M-728/30 F



Mini 1 1/8" Double-Ended Cordsets, C Body Style, 16 and 18 AWG

RSRK 901M...1901M



1 1/8" C Body-Male Str to Female Str

Mini Cordsets, Single Ended, 1 1/8" Female Straight Connector, 9-, 10-, 12- and 19-Poles with Internal Threads and Molded Cable. IP 67 Rated.

Color Code: **U.S.**
Cable Types: 16 AWG
623 | 699 = PVC, yellow
724 = TPE, yellow

Cable Types: 18 AWG
651 | 652 | 654 = PUR, yellow

Color Code: **Numeric**
Cable Types: 18 AWG
676 | 669 = PUR, yellow

Part No.	Part No.
RSRK 901M-623/6 F	RSRK 1201M-724/6 F
RSRK 901M-623/12 F	RSRK 1201M-724/12 F
RSRK 901M-623/15 F	RSRK 1201M-724/15 F
RSRK 901M-623/20 F	RSRK 1201M-724/20 F
RSRK 901M-623/30 F	RSRK 1201M-724/30 F
RSRK 901M-651/6 F	RSRK 1201M-654/6 F
RSRK 901M-651/12 F	RSRK 1201M-654/12 F
RSRK 901M-651/15 F	RSRK 1201M-654/15 F
RSRK 901M-651/20 F	RSRK 1201M-654/20 F
RSRK 901M-651/30 F	RSRK 1201M-654/30 F
RSRK 1001M-699/6 F	RSRK 1201M-676/1 M
RSRK 1001M-699/12 F	RSRK 1201M-676/2 M
RSRK 1001M-699/15 F	RSRK 1201M-676/3 M
RSRK 1001M-699/20 F	RSRK 1201M-676/5 M
RSRK 1001M-699/30 F	RSRK 1201M-676/15 M
RSRK 1001M-652/6 F	RSRK 1901M-669/2 M
RSRK 1001M-652/12 F	RSRK 1901M-669/5 M
RSRK 1001M-652/15 F	
RSRK 1001M-652/20 F	
RSRK 1001M-652/30 F	

M23 Double-Ended Cordsets for Actuators, Sensors and Distribution Boxes

Connector Types: M23-M23

RSUF-RKWU



M23 Male Straight – M23 Female 90°

M23 Cordsets, Double Ended, Male Straight to Female 90° Connector, 19-Poles with Threaded Joint, IP 67 Rated.

– control cable for actuator/sensor boxes –

Cable Types: 355 = PUR, grey

Part No.
RSUF 19-RKWU 19-355/2 M
RSUF 19-RKWU 19-355/5 M
RSUF 19-RKWU 19-355/10 M

RSWU-RKWU



M23 Male 90° – M23 Female 90°

M23 Cordsets, Double Ended, Male 90° to Female 90° Connector, 12-Poles with Threaded Joint, IP 67 Rated.

– control cable for actuator/sensor boxes –

Cable Types: 256 = PUR, halogen-free, black

Part No.
RSWU 12-RKWU 12-256/5 M
RSWU 12-RKWU 12-256/10 M
RSWU 12-RKWU 12-256/15 M
RSWU 12-RKWU 12-256/20 M



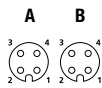
T-Splitters and Adapters

2-Port-Distributor, M8-T-Distributor, M12-T-Distributor

ZV 2



M12



M12-Duo-Male - 2xM12-Male/Female

T-Splitter, 3-Pole, with Two Female Connectors, Self-Locking Threaded Joint, with Home Run Cable, IP 67 Rated.

Cable Types:

225

= PUR, halogen-free, black

Part No.

ZV 2 4-3-225/2 M

ZV 2 4-3-225/5 M

ZV 2 4-3-225/10 M

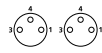
ASBS 2 M8



M12



M8 A M8 B



M12-Male - 2xM8 Female

T-Splitter, 3-Poles, with One M12 Male and Two M8 Female Connectors, Self-Locking Threaded Joint, IP 67 Rated.

Part No.

ASBS 2 M8

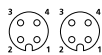
ASBS 2 M12 | ASBSA 2 M12



ASBSA 2 M12-3



A B



M12-Male - 2xM12 Female

T-Splitter, 3- and 5-Poles with One M12 Male and Two M12 Female Connectors, Self-Locking Threaded Joint, IP 67 Rated.

Part No.

ASBSA 2 M12-3

ASBS 2 M12-5S

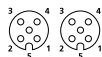
ASBS 2 M12-5

ASBS 2 M12-5 1-1: 1 to 1 wired through
ASBSA 2 M12-3: with AND-circuit

ASBS 2 M12-5



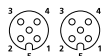
A B



ASBS 2 M12-5S



A B



Wired to work with ASBV distribution Boxes

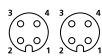
ASBS 2 M12-S-2326 | ASBS 2 M12-S-2325



M12



A B



ASBS 2 M12-S-2326

M12-Male - 2xM12 Female

T-Splitter, 2-Way, 4-Poles with One M12-Male Connector and Two M12-Female Connectors. IP 67 Rated.

Part No.

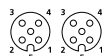
ASBS 2 M12-S-2326

ASBS 2 M12-S-2325

M12



A B



ASBS 2 M12-S-2325



T-Splitters and Adapters

2-Port-Distributor, M12-T-Distributor, 7/8"-T-Distributor

ASBS 2 M8-90



M12-Male - 2xM8 Female

T-Splitter, 3-Poles, 90° -version (on M12) with One M12 Male and Two M8 Female Connectors, Self-Locking Threaded Joint, IP 67 Rated.

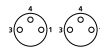
Part No.

ASBS 2 M8-90

M12



M8 A M8 B



ASBS 2 M12...-90



M12-Male - 2xM12-Female

T-Splitter, 4- and 5-Pole, 90°-version with One M12 Male Connector and Two M12 Female Connectors, Self-Locking Threaded Joint, IP 67 Rated.

Part No.

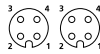
ASBS 2 M12-4S-90

ASBS 2 M12-5-90

ASBS 2 M12-4S-90



A



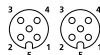
B



ASBS 2 M12-5-90



A



B



FASBS 2 M12



M12-Male - 2xM12 Female

T-Splitter, 5-Poles with One M12 Male and Two M12 Female Connectors and Mounting Hole, IP 67 Rated.

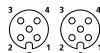
Part No.

FASBS 2 M12-5S

M12



A



B



0906 UTP 101



M12-Male - 2xM12 Male/Female

T-Splitter, 5-Poles with One M12 Female, One M12 Male and One M12 Female Connector, IP 67 Rated.

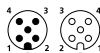
Part No.

0906 UTP 101

M12



A



B



– especially suitable for DeviceNet and CANopen modules with M12 bus connection –

0906 UTP 301



7/8"-Female - 2x7/8" Male/Female

T-Splitter, 3-Poles with One 7/8" Female, One 7/8" Male and One 7/8" Female Connector, IP 67 Rated.

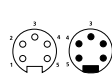
Part No.

0906 UTP 301

7/8"



7/8" A 7/8" B



– especially suitable for DeviceNet modules with 7/8" bus connection –



T-Splitters and Adapters

7/8"-T-Distributor, M23-T-Distributor

0906 UTP 302

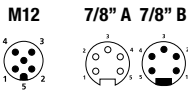


M12-Female - 2x7/8" Male/Female

T-Splitter, 5-Poles with One M12 Female, One 7/8" Male and One 7/8" Female Connector, IP 67 Rated.

Part No.

0906 UTP 302



– especially suitable for DeviceNet modules with M12 bus connection –

0906 UTP 303

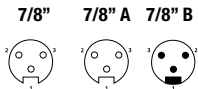


7/8"-Female - 2x7/8" Female/Male

T-Splitter, 3-Poles with One 7/8" Female, One 7/8" Female and One 7/8" Male Connector, IP 67 Rated.

Part No.

0906 UTP 303



– especially suitable for DeviceNet and CANopen modules with 7/8" bus connection –

0906 UTP 312



7/8"-Female - 2x7/8" Female/Male

T-Splitter, 4-Poles with One 7/8" Female, One 7/8" Male and One 7/8" Female Connector, IP 67 Rated.

Part No.

0906 UTP 312



– especially suitable for Auxillary Power with 7/8" power connection –

0906 UTP 201



M23-Female - 2xM23 Male/Male

T-Splitter, 6-Poles with One M23 Female, and Two M23 Male Connectors, IP 67 Rated.

Part No.

0906 UTP 201

– especially suitable for Profibus and Interbus modules –

0906 UTP 202



M23-Female - 2xM23 Male/Female

T-Splitter, 12-Poles with One M23 Female, One M23 Male and One M23 Female Connector, IP 67 Rated.

Part No.

0906 UTP 202

– especially suitable for Profibus Modules with M23 Bus Connection for separate feeding of Power Supply (System/Sensor System) and Profibus signals –



T-Splitters and Adapters

M23-T-Distributor, Double Solenoid Valve Adapter, M12 and M8 Valve Adapters

0906 UTP 203



M23-Female - 2xM23 Male/Female

T-Splitter, 6-Poles with One M23 Female, One M23 Female and One M23 Male Connector, IP 67 Rated.

– especially suitable for the e2c 67 system to drag the power supply –

Part No.

0906 UTP 203

0906 UTP 204



M23-Male - 2xM23 Male/Female

T-Splitter, 9-Poles with One M23 Female, One M23 Female and One M23 Male Connector, IP 67 Rated.

– especially suitable for Interbus installations remote bus modules –

Part No.

0906 UTP 204

VAD M12 1A-VAD 1A-1-3



Double Solenoid Valve Adapter (Valve Adapter with Integrated M12 Male Receptacle Connector), According to DIN EN 175301-803, Form A, with LED Function Indicator and Varistor for Voltage Protection, IP 67 Rated.

Cable Types:

- 226 = PUR, halogen-free, black
- 241 = PUR, halogen-free, welding spark proof, orange

Part No.

VAD M12 1A-VAD 1A-1-3-226/0,4 M

VAD M12 1A-VAD 1A-1-3-241/0,4 M

VAD 3C-4-1-M12-5



Connector for Pressure Switches According to DIN EN 175301-803, Form A, with LED Operation and Function Indicator and M12, 5-Pole Male Receptacle Connector, IP 67 Rated.

Part No.

VAD 3C-4-1-M12-5

VAD 1A...M12



Valve Adapter According to DIN EN 175301-803, Form A with LED Function Indicator, Varistor Voltage Protection, Connected Protective Earth with M12, 5-Pole Male Receptacle Connector, IP 67 Rated.

Part No.

VAD 1A-1-3-M12-5

Adapters

M12 and M8 Valve Adapters

VAD 1A...M8



Valve Adapter According to DIN EN 175301-803, Form A with LED Function Indicator, Varistor Voltage Protection, Connected Protective Earth with M8, 3-Pole Male Receptacle Connector, IP 67 Rated.

Part No.

VAD 1A-1-3-M8-3

VB 1A...M8



Valve Adapter According to DIN EN 175301-803, Form B with LED Function Indicator, Varistor Voltage Protection, Connected Protective Earth with M8, 3-Pole Male Receptacle Connector, IP 67 Rated.

Part No.

VB 1A-1-2-M8-3



Receptacle Connectors In Accordance With IEC 61076-2-104

M8-Receptacles

RSMHL.../S 5,5



Receptacle Connector, M8 Male for Rear Mounting, Printed Contacts, Chassis Side Thread M10 x 1 (Panel Nut Included), IP 67 Rated.

Part No.

RSMHL 3/S 5,5
RSMHL 4/S 5,5

RKMHL.../S 5,5



Receptacle Connector, M8 Female for Rear Mounting, Printed Contacts, Chassis Side Thread M10 x 1 (Panel Nut Included), IP 67 Rated.

Part No.

RKMHL 3/S 5,5
RKMHL 4/S 5,5

RSMF.../0,5 M



Receptacle Connector, M8 Male, 3-, 4- and 8-Pole for Front Mounting, Assembled Standard Wire, Solder Contacts Potted with Epoxy, Chassis Side Thread M8 x 0.5 (Panel Nut RSKF 8), IP 67 Rated.

Part No.

RSMF 3/0,5 M
RSMF 4/0,5 M
RSMF 8/0,5 M

RKMF.../0,5 M



Receptacle Connector, M8 Female, 3- and 4-Pole for Front Mounting, Assembled Standard Wire, Solder Contacts Potted with Epoxy, Chassis Side Thread M8 x 0.5 (Panel Nut RSKF 8), IP 67 Rated.

Part No.

RKMF 3/0,5 M
RKMF 4/0,5 M

RSME



Receptacle Connector, M8 Male, 3-Pole for Sensors with Short Solder Contacts, Solid Contacts on Solder Side, RSMEK...L: with Ventilation Hole 1.1 mm Ø.

Part No.

RSME 3

RSMEK



Receptacle Connector, M8 Male, 3- and 4-Pole for Sensors with Short Solder Contacts, Solid Contacts on Solder Side, RSMEK...L: with Ventilation Hole 1.1 mm Ø.

Part No.

RSMEK 3 L
RSMEK 4

RSEM



Receptacle Connector, M8 Male, 8-Pole for Sensors with Long Solder Contacts, Solid Contacts on Solder Side.

Part No.

RSEM 8

Receptacle Connectors In Accordance With IEC 61076-2-104

M8-Receptacles

RSEMJ | RSMEH



Receptacle Connector, M8 Male, 3- and 4-Pole for Sensors with Snap-In Joint, Translucent Ring, Short Solder Contacts, Hollow Contacts (RSMEJ) or Solid Contacts (RSMEH) on Solder Side.

Part No.

RSMEJ 3

RSMEH 3

RSMEH 4

RSMED | RSMEB



Receptacle Connector, M8 Male, 3- and 4-Pole for Sensors with Combined Snap-In/Threaded Joint, Light Indicator Windows, Mounting Hole for LED, Short Solder Contacts, Hollow Contacts (RSMED) or Solid Contacts (RSMEB) on Solder Side.

Part No.

RSMED 3

RSMED 4

RSMEB 3

RSMEB 4

RSMEDG



Receptacle Connector, M8 Male, 8-Pole for Sensors with Combined Snap-In/Threaded Joint, 4 Light Indicator Windows, Mounting Hole for LED, Short Solder Contacts, Hollow Contacts on Solder Side.

Part No.

RSMEDG 8

RSMEDGN



Receptacle Connector, M8 Male, 3- and 4-Pole for Sensors with Stainless Steel Housing, Threaded Joint, 4 Light Indicator Windows, Mounting Hole for LED, Short Solder Contacts, Hollow Contacts on Solder Side.

Part No.

RSMEDGN

Receptacle Connectors In Accordance With IEC 61076-2-101

M12-Receptacles

RSHL.../S 5,5



Receptacle Connector, M12 Male, 4-, 5- and 8-Pole for Rear Mounting, Print Contacts, Chassis Side Thread PG 9 (Panel Nut RSKF 9).

Part No.

RSHL 4/ S 5,5

RSHL 5/ S 5,5

RSHL 5B/S 5,5

RSHL 8/ S 5,5

0976 PMC 152



Receptacle Connector, M12 Male, 5-Poles, B-Coding, For Front Mounting, Print Contacts, Chassis Side Thread PG 9.

Part No.

0976 PMC 152

– especially suitable for Profibus –



Receptacles

Receptacle Connectors In Accordance With IEC 61076-2-101

M12-Receptacles

RSFM		
	Receptacle Connector, M12 Male, 3-, 4- and 5-Poles, For Front Mounting, Solder Connections, Chassis Side Thread M16 x 1.5 (Panel Nut RSKFM 16).	Part No. _____ RSFM 3 _____ RSFM 4 _____ RSFM 5 _____
PRSFM		
	Receptacle Connector, M12 Male, 4- and 5-Pole for For Front Mounting, Stainless Steel Housing, Solder Connections, Solder Contacts Not Potted, Chassis Side Thread M16 x 1.5 (Panel Nut RSKFM 16). – especially designed for use in Food Processing Equipment –	Part No. _____ PRSFM 4 _____ PRSFM 5 _____
RKHL.../S 5,5		
	Receptacle Connector, M12 Female, 4-, 5- and 8-Pole for For Rear Mounting, Solder Pin Contacts, Chassis Side Thread PG 9 (Panel Nut RSKF 9).	Part No. _____ RKHL 4/ S 5,5 _____ RKHL 5/ S 5,5 _____ RKHL 5B/S 5,5 _____ RKHL 8/ S 5,5 _____
0986 EFC 152		
	Receptacle Connector, M12 Female, 4-Pole, D-Coding, For Rear Mounting, Printed Contacts, Chassis Side Thread PG 9 (Panel Nut RSKF 9). 0986 EFC 152: 4 Poles, D Coding	Part No. _____ 0986 EFC 152 _____
0976 PFC 152		
	Receptacle Connector, M12 Female, 5-Pole, B-Coding, For Front Mounting, Printed Contacts, Chassis Side Thread PG 9 (Panel Nut RSKF 9). – especially suitable for Profibus –	Part No. _____ 0976 PFC 152 _____
FWD		
	Receptacle Connector, Combined FIXCON/M12 5-Pole Male to Combined FIXCON/M12 Female Connector, Available in Standard or B Coding, IP 67 Rated. – especially designed for use as panel feed through –	Part No. _____ FWD 5 _____ FWD 5B _____

Receptacles

Receptacle Connectors In Accordance With IEC 61076-2-101

M12-Receptacles

RSF 3...8/0,5 M


Receptacle Connector, M12 Male, 3-, 4-, 5- and 8-Pole, For Front Mounting, Assembled Stranded (22 AWG and 24 AWG) Wire, Potted with Epoxy, Chassis Side Thread PG 9 Screw Connection, IP 67 Rated.

Part No.

RSF 3/0,5 M

RSF 4/0,5 M

RSF 5/0,5 M

RSF 8/0,5 M

RSF 4...8-S3103/0,5 M


Receptacle Connector, M12 Male, 4-, 5- and 8-Pole, For Back Mounting, Assembled Stranded (22 AWG and 24 AWG) Wire, Potted with Epoxy, Chassis Side Thread PG 9 Screw Connection, IP 67 Rated.

Part No.

RSF 4-S3103/0.5 M

RSF 5-S3103/0.5 M

RSF 8-S3103/0.5 M

RSF 3...8-1/2-14/0,5 M


Receptacle Connector, M12 Male, 3-, 4-, 5- and 8-Pole, For Front Mounting, Assembled Stranded (22 AWG and 24 AWG) Wire, Potted with Epoxy, Chassis Side Thread 1/2" -14 NPT Screw Connection, IP 67 Rated.

Part No.

RSF 3-1/2-14/0,5 M

RSF 4-1/2-14/0,5 M

RSF 5-1/2-14/0,5 M

RSF 8-1/2-14/0,5 M

RSFM.../0,5 M


Receptacle Connector, M12 Male, 3-, 4-, 5- and 8-Pole, For Front Mounting, Assembled Stranded Wire, Potted with Epoxy, Chassis Side Thread M16 x 1.5 Screw Connection, IP 67 Rated.

Part No.

RSFM 3/0,5 M

RSFM 4/0,5 M

RSFM 5/0,5 M

RSFM 8/0,5 M

RSFM.../20/0,5 M


Receptacle Connector, Combined FIXCON/M12 Male, 5-Pole, For Front Mounting, Assembled Stranded Wire, Potted with Epoxy, Chassis Side Thread M20 x 1.5 Screw Connection, IP 67 Rated.

Part No.

RSFM 3/20/0,5 M

RSFM 4/20/0,5 M

RSFPM.../0,5 M


Receptacle Connector, M12 Male, 3-, 4-, 5- and 8-Pole, For Front Mounting, Adjustable, Assembled Stranded Wire, Solder Contacts Potted with Epoxy, Chassis Side Thread M16 x 1.5 Screw Connection, IP 67 Rated.

Part No.

RSFPM 3/0,5 M

RSFPM 4/0,5 M

RSFPM 5/0,5 M

RSFPM 8/0,5 M



Receptacle Connectors In Accordance With IEC 61076-2-101

M12-Receptacles

0976 PMC 151



Receptacle Connector, M12 Male, 5-Poles, For Front Mounting, Adjustable, Assembled Stranded Wire, Solder Contacts Potted with Epoxy, Chassis Side Thread M16 x 1.5 Screw Connection, IP 67 Rated.

– especially suitable for Profibus –

Part No.

0976 PMC 151

0936 DMC 351



Receptacle Connector, M12 Male, 5-Poles, For Front Mounting, Adjustable, Assembled Stranded Wire, Solder Contacts Potted with Epoxy, Chassis Side Thread M16 x 1.5 Screw Connection, IP 67 Rated.

– especially suitable for DeviceNet and CANopen® –

Part No.

0936 DMC 351

PRSFM.../0,5 M



Receptacle Connector, M12 Male, 4-, 5- and 8-Poles, For Front Mounting, Stainless Steel Housing, Assembled Stranded Wire, Solder Contacts Potted with Epoxy, Chassis Side Thread M16 x 1.5 Screw Connection (Panel Nut RSKFM 16), IP 69 K Rated.

– especially designed for use in Food Processing equipment –

Part No.

PRSFM 4/0,5 M

PRSFM 5/0,5 M

PRSFM 8/0,5 M

RSF 5 TB



Receptacle Connector, M12 Male 5-Poles to Terminal Block Receptacle with Screw Terminal, IP 67 Rated (M12 end).

– especially designed for use as panel feed through –

Part No.

RSF 5 TB

RKFM.../0,5 M



Receptacle Connector, M12 Female, 3-, 4-, 5- and 8-Poles, For Front Mounting, Assembled Stranded Wire, Solder Contacts Potted with Epoxy, Chassis Side Thread M16 x 1.5 Screw Connection (Panel Nut RSKFM 16), IP 67 Rated.

Part No.

RKFM 4-3/0,5 M

RKFM 4/0,5 M

RKFM 5/0,5 M

RKFM 8/0,5 M

Receptacle Connectors In Accordance With IEC 61076-2-101

M12-Receptacles

RKF 3...8/0,5 M


Receptacle Connector, M12 Female, 3-, 4-, 5- and 8-Pole, For Front Mounting, Assembled Stranded (22 AWG and 24 AWG) Wire, Solder Contacts Potted with Epoxy, Chassis Side Thread PG 9 Screw Connection, IP 67 Rated.

Part No.

RKF 3/0,5 M

RKF 4/0,5 M

RKF 5/0,5 M

RKF 8/0,5 M

RKF 4...8-S3103/0,5 M


Receptacle Connector, M12 Female, 4-, 5- and 8-Pole, For Rear Mounting, Assembled Stranded (22 AWG and 24 AWG) Wire, Potted with Epoxy, Chassis Side Thread PG 9 Screw Connection, IP 67 Rated.

Part No.

RKF 4-S3103,5 M

RKF 5-S3103,5 M

RKF 8-S3103,5 M

RKF 4-3...8-1/2-14/0,5 M


Receptacle Connector, M12 Female, 3-, 4-, 5- and 8-Pole, For Front Mounting, Assembled Stranded (22 AWG and 24 AWG) Wire, Potted with Epoxy, Chassis Side Thread 1/2" -14 NPT Screw Connection, IP 67 Rated.

Part No.

RKF 4-3-1/2-14/0,5 M

RKF 4-1/2-14/0,5 M

RKF 5-1/2-14/0,5 M

RKF 8-1/2-14/0,5 M

RKFM.../20/0,5 M


Receptacle Connector, M12 Female, 5-Poles, For Front Mounting, Assembled Stranded Wire, Potted with Epoxy, Chassis Side Thread M20 x 1.5 Screw Connection (Panel Nut RSKFM 20), IP 67 Rated.

Part No.

RKFM 5/20/0,5 M

RKF 5 TB


Receptacle Connector, M12 Female 5-Poles to Terminal Block Receptacle with Screw Terminal, IP 67 Rated (M12 end).

– especially designed for use as panel feed through –

Part No.

RKF 5 TB

RKFPM.../0,5 M


Receptacle Connector, M12 Female, 3-, 4-, 5- and 8-Poles, For Front Mounting, Adjustable, Assembled Stranded Wire, Potted with Epoxy, Chassis Side Thread M16 x 1.5 Screw Connection IP 67 Rated.

Part No.

RKFPM 4-3/0,5 M

RKFPM 4/0,5 M

RKFPM 5/0,5 M

RKFPM 8/0,5 M



Receptacle Connectors In Accordance With IEC 61076-2-101

M12-Receptacles

0976 PFC 151



Receptacle Connector, M12 Female, 5-Poles, B Coding, For Front Mounting, Adjustable, Assembled Stranded Wire, Potted with Epoxy, Chassis Side Thread M16 x 1.5 Screw Connection IP 67 Rated.

– especially suitable for Profibus –

Part No.

0976 PFC 151

0936 DFC 351



Receptacle Connector, M12 Female, 5-Poles, For Front Mounting, Adjustable, Assembled Stranded Wire, Potted with Epoxy, Chassis Side Thread M16 x 1.5 Screw Connection IP 67 Rated.

– especially suitable for DeviceNet and CANopen® –

Part No.

0936 DFC 351

0986 EFC 151 A



Receptacle Connector, M12 Female, 4-Poles, D Coding, For Front Mounting, Adjustable, Assembled Stranded Wire, Potted with Epoxy, Chassis Side Thread M16 x 1.5 Screw Connection IP 67 Rated.

– especially suitable for Industrial Ethernet –

Part No.

0986 EFC 151 A

PRKFM.../0,5 M



Receptacle Connector, M12 Female, 4-, 5- and 8-Poles, For Front Mounting, Stainless Steel Housing, Assembled Stranded Wire, Solder Contacts Potted with Epoxy, Chassis Side Thread M16 x 1.5 Screw Connection (Panel Nut RSKFM 16), IP 69 K Rated.

– especially designed for use in Food Processing equipment –

Part No.

PRKFM 4/0,5 M

PRKFM 5/0,5 M

PRKFM 8/0,5 M

RSE | RSEO



Receptacle Connector, M12 Male Insert, 4- and 5-Poles, For Sensors with Short Solder Contacts.

RSE...L: with Ventilation Hole 2,0 mm
RSE0: pin 5 Not leading

Part No.

RSE 4

RSE 4 L

RSE 5

RSE0 5

RSEL



Receptacle Connector, M12 Male Insert, 4-, 5- and 8-Poles, For Sensors with Short Solder Contacts for Printed Circuit Board Mounting.

Part No.

RSEL 4

RSEL 5

RSEL 8

Receptacle Connectors In Accordance With IEC 61076-2-101

1/2"-20-Receptacles

RSF 3 U...5 U



Receptacle Connector, 1/2"-20, Dual-Keyway, Male, 3-, 4- and 5-Pole, For Front Mounting, Assembled Stranded Wire, Potted with Epoxy, Chassis Side Thread 1/4"-18 NPT Screw Connection, IP 67 Rated.

Automotive Color Code

Part No.

RSF 3 U/1 F

RSF 4 U/1 F

RSF 3 U/0,5 M

RSF 5 U/0,5 M

RKF 3 U...5 U



Receptacle Connector, 1/2"-20, Dual-Keyway, Female, 3-, 4- and 5-Pole, For Front Mounting, Assembled Stranded Wire, Potted with Epoxy, Chassis Side Thread 1/4"-18 NPT Screw Connection, IP 67 Rated.

Automotive Color Code

Part No.

RKF 3 U/1 F

RKF 4 U/1 F

RKF 5 U/1 F

RSE 3 U...5 U



Receptacle Connector, 1/2"-20, Dual-Keyway, Male, 3-, 4- and 5-Pole, Insert.

Part No.

RSE 3 U

RSE 4 U

RSE 5 U

Mini Receptacle Connectors, Front-Mount

7/8"-A Body | 1"-B Body-Receptacles

RSF.../11



Receptacle Connector, 7/8"-A Body, Male, 2- 3-, 4- and 5-Poles, For Front Mounting, Assembled Stranded Wire, Potted with Epoxy, Chassis Side Thread PG 11 Screw Connection (Panel Nut RSKF 11), IP 67 Rated.

Part No.

RSF 20/11-03

RSF 30/11-01

RSF 30/11-05

RSF 40/11-02

RSF 50/11-04

RSF.../13.5



Receptacle Connector, 7/8"-A Body, Male, 2- 3-, 4- and 5-Poles, For Front Mounting, Assembled Stranded Wire, Potted with Epoxy, Chassis Side Thread PG 13,5 Screw Connection (Panel Nut RSKF 13,5), IP 67 Rated.

Part No.

RSF 20/13,5-03

RSF 30/13,5-01

RSF 30/13,5-05

RSF 40/13,5-02

RSF 50/13,5-04



Mini Receptacle Connectors, Front-Mount

7/8"-A Body | 1"-B Body-Receptacles

RKF.../11



Receptacle Connector, 7/8"-A Body, Female, 2- 3-, 4- and 5-Poles, For Front Mounting, Assembled Stranded Wire, Potted with Epoxy, Chassis Side Thread PG 11 Screw Connection (Panel Nut RSKF 11), IP 67 Rated.

Part No.

- _____ RKF 20/11-03
- _____ RKF 30/11-01
- _____ RKF 30/11-05
- _____ RKF 40/11-02
- _____ RKF 50/11-04

RKF.../13,5



Receptacle Connector, 7/8"-A Body, Female, 2- 3-, 4- and 5-Poles, For Front Mounting, Assembled Stranded Wire, Potted with Epoxy, Chassis Side Thread PG 13.5 Screw Connection (Panel Nut RSKF 13.5), IP 67 Rated.

Part No.

- _____ RKF 20/13,5-03
- _____ RKF 30/13,5-01
- _____ RKF 30/13,5-05
- _____ RKF 40/13,5-02
- _____ RKF 50/13,5-04

RSF 20...60A



Receptacle Connector, 7/8"-A Body, Male, 2- 3-, 4-, 5- and 6-Poles, For Front Mounting, Assembled Stranded Wire, Potted with Epoxy, Chassis Side Thread 1/2" NPT Screw Connection, IP 67 Rated.

Part No.

- | | |
|-----------------------|----------------------|
| _____ RSF 20-678/1 F | _____ RSF 30-641/1 F |
| _____ RSF 30-638/1 F | _____ RSF 50-642/1 F |
| _____ RSF 40-639/1 F | _____ RSF 50-690/1 F |
| _____ RSF 50-677/1 F | |
| _____ RSF 60A-697/1 F | |

U.S. Color Code

Stranded Wire: 678 | 638 | 639 | 677 | 697

Automotive Color Code

Stranded Wire: 641 | 642 | 690

RSF 20...50



Receptacle Connector, 7/8"-A Body, Male, 2- 3-, 4- and 5-Poles, For Front Mounting, Assembled Stranded Wire, Potted with Epoxy, Chassis Side Thread 1/2" NPT Screw Connection, IP 67 Rated.

Part No.

- | | |
|------------------------|------------------------|
| _____ RSF 20-603/0.3 M | _____ RSF 30-601/0.3 M |
| _____ RSF 30-695/0.3 M | |
| _____ RSF 40-693/0.3 M | |
| _____ RSF 50-694/0.3 M | |

IEC Color Code

Stranded Wire: 603 | 695 | 693 | 694

EURO AC Color Code:

Stranded Wire: 601

RKF 20...50



Receptacle Connector, 7/8"-A Body, Female, 2- 3-, 4- and 5-Poles, For Front Mounting, Assembled Stranded Wire, Potted with Epoxy, Chassis Side Thread 1/2" NPT Screw Connection, IP 67 Rated.

Part No.

- | | |
|------------------------|------------------------|
| _____ RKF 20-603/0.3 M | _____ RKF 30-601/0.3 M |
| _____ RKF 30-695/0.3 M | |
| _____ RKF 40-693/0.3 M | |
| _____ RKF 50-694/0.3 M | |

IEC Color Code

Stranded Wire: 603 | 695 | 693 | 694

EURO AC Color Code

Stranded Wire: 601

Mini Receptacle Connectors, Front-Mount

7/8"-A Body

RKF 201...601A



Receptacle Connector, 7/8" - A Body, Female, 2- 3-, 4-, 5- and 6-Poles, For Front Mounting, Assembled Stranded Wire, Potted with Epoxy, Chassis Side Thread 1/2" NPT Screw Connection, IP 67 Rated.

U.S. Color Code

Stranded Wire: 678 | 638 | 639 | 677 | 697

Automotive Color Code

Stranded Wire: 641 | 642 | 690

Part No.

RKF 201-678/1 F	RKF 301-641/1 F
RKF 301-638/1 F	RKF 501-642/1 F
RKF 401-639/1 F	RKF 501-690/1 F
RKF 501-677/1 F	
RKF 601A-697/1 F	

Mini Receptacle Connectors, Front-Mount

1"-B Body-Receptacles

RSF 60B...90M



Receptacle Connector, 1" - B Body, Male, 6- 7- and 8-Poles, For Front Mounting, Assembled Stranded Wire, Potted with Epoxy, Chassis Side Thread 1/2" NPT Screw Connection, IP 67 Rated.

US Color Code

Stranded Wire: 696 | 622 | 698

Part No.

RSF 60B-696/1 F
RSF 70M-622/1 F
RSF 80M-698/1 F

RKF 601B...901M



Receptacle Connector, 1"-B Body, Female, 6- 7- and 8-Poles, For Front Mounting, Assembled Stranded Wire, Potted with Epoxy, Chassis Side Thread 1/2" NPT Screw Connection, IP 67 Rated.

US Color Code

Stranded Wire: 696 | 622 | 698

Part No.

RSF 601B-696/1 F
RSF 701M-622/1 F
RSF 801M-698/1 F

Mini Receptacle Connectors, Front-Mount

1 1/8"-C Body Receptacles

RSF 100M...120M



Receptacle Connector, 1 1/8" - C Body, Male, 9-, 10- and 12-Poles, For Front Mounting, Assembled Stranded Wire, Potted with Epoxy, Chassis Side Thread 1/2" NPT Screw Connection, IP 67 Rated.

U.S. Color Code

Stranded Wire: 623 | 699 | 624

IEC Color Code

Stranded Wire: 630 (11 Conductors)

Part No.

RSF 90M-623/1 F
RSF 100M-699/1 F
RSF 120M-624/1 F
RSF 120M-630/0.3 M



Mini Receptacle Connectors, Front-Mount

1 1/8"-C Body Receptacles

RKF 1001M...1201M



Receptacle Connector, 1 1/8"- C Body, Female, 9-, 10- and 12-Poles, For Front Mounting, Assembled Stranded Wire, Potted with Epoxy, Chassis Side Thread 1/2" NPT Screw Connection, IP 67 Rated.

U.S. Color Code

Stranded Wire: 623 | 699 | 624

IEC Color Code

Stranded Wire: 630 (11 Conductors)

Part No.

RSF 901M-623/1 F

RKF 1001M-699/1 F

RKF 1201M-624/1 F

RKF 1201M-630/0.3 M

RSF 120M...190M



Receptacle Connector, 1 1/8"- C Body, Male, 12- and 19-Poles, For Front Mounting, Assembled Stranded Wire, Potted with Epoxy, Chassis Side Thread 1/2" NPT Screw Connection, IP 67 Rated.

Numeric Color Code

Stranded Wire: 676 | 669

Part No.

RSF 120M-676/1 F

RSF 190M-669/1 F

RKF 1201M...1901M



Receptacle Connector, 1 1/8"- C Body, Female, 12- and 19-Poles, For Front Mounting, Assembled Stranded Wire, Potted with Epoxy, Chassis Side Thread 1/2" NPT Screw Connection, IP 67 Rated.

Numeric Color Code

Stranded Wire: 676 | 669

Part No.

RKF 1201M-676/1 F

RKF 1901M-669/1 F



M8-Round Connectors In Accordance with IEC 61076-2-104

M8-Field Attachable Connectors

RSMC



M8 Field Attachable, Male Straight

Field Attachable Connector, M8 Male Straight, 3- and 4-Poles with Threaded Joint, Assembling with Solder Connections. IP 67 Rated.

Screw Joints for Cables

3-Pole: Ø 3,5-5,0 mm

4-Pole: Ø 3,5-5,0 mm

Part No.

RSMC 3

RSMC 4

RSMCW



M8 Field Attachable, Male 90°

Field Attachable Connector, M8 Male 90°, 3- and 4-Poles with Threaded Joint, Assembling with Solder Connections. IP 67 Rated.

Screw Joints for Cables

3-Pole: Ø 3,5-5,0 mm

4-Pole: Ø 3,5-5,0 mm

Part No.

RSMCW 3

RSMCW 4

RSMCK



M8-Field Attachable, Male Straight

Field Attachable Connector, M8 Male Straight, 3- and 4-Poles with Threaded Joint, Assembling with Screw Terminals. IP 67 Rated.

Screw Joints for Cables

3-Pole: Ø 3,5-5,0 mm

4-Pole: Ø 3,5-5,0 mm

Part No.

RSMCK 3

RSMCK 4

RKMC



M8 Field Attachable, Female Straight

Field Attachable Connector, M8 Female Straight, 3- and 4-Poles with Threaded Joint, Assembling with Solder Connections. IP 67 Rated.

Screw Joints for Cables

3-Pole: Ø 3,5-5,0 mm

4-Pole: Ø 3,5-5,0 mm

Part No.

RKMC 3

RKMC 4

RKMCW



M8 Field Attachable, Female 90°

Field Attachable Connector, M8 Female 90°, 3- and 4-Poles with Threaded Joint, Assembling with Solder Connections. IP 67 Rated.

Screw Joints for Cables

3-Pole: Ø 3,5-5,0 mm

4-Pole: Ø 3,5-5,0 mm

Part No.

RKMCW 3

RKMCW 4



M8-Round Connectors In Accordance with IEC 61076-2-104

M8-Field Attachable Connectors

RKMCK



M8 Field Attachable, Female Straight

Field Attachable Connector, M8 Female Straight, 3- and 4-Poles with Threaded Joint, Assembling with Screw Terminals. IP 67 Rated.

Screw Joints for Cables

3-Pole: Ø 3,5-5,0 mm

4-Pole: Ø 3,5-5,0 mm

Part No.

RKMCK 3

RKMCK 4

M12-Round Connectors In Accordance with IEC 61076-2-101

M12-Field Attachable Connectors

RSC



M12 Field Attachable, Male Straight

Field Attachable Connector, M12 Male Straight, 3-, 4-, 5- and 8-Poles with Threaded Joint, Assembling with Screw Terminals. IP 67 Rated.

Screw Joints for Cables

3/7: Ø 3,5-6,5 mm 5/7: Ø 3,5-6,5 mm

3/9: Ø 4,0-8,0 mm 5/9: Ø 4,0-8,0 mm

4/7: Ø 3,0-6,5 mm 8/9: Ø 4,0-8,0 mm

4/9: Ø 4,0-8,0 mm

Part No.

RSC 3/7

RSC 3/9

RSC 4/7

RSC 4/9

RSC 5/7

RSC 5/9

RSC 8/9

RSCW



M12 Field Attachable, Male 90°

Field Attachable Connector, M12 Male 90°, 3-, 4-, 5- and 8-Poles with Threaded Joint, Assembling with Screw Terminals. IP 67 Rated.

Screw Joints for Cables

3/7: Ø 3,5-6,5 mm 5/7: Ø 3,5-6,5 mm

3/9: Ø 4,0-8,0 mm 5/9: Ø 4,0-8,0 mm

4/7: Ø 3,0-6,5 mm 8/9: Ø 4,0-8,0 mm

4/9: Ø 4,0-8,0 mm

Part No.

RSCW 3/7

RSCW 3/9

RSCW 4/7

RSCW 4/9

RSCW 5/7

RSCW 5/9

RSCW 8/9

RSCQ



M12 Field Attachable, Male Straight

Field Attachable Connector, M12 Male Straight, 3- and 4-Poles with Threaded Joint, Assembling with Spring-Type Terminals. IP 67 Rated.

Screw Joints for Cables

3/7: Ø 3,5-6,5 mm 4/7: Ø 3,0-6,5 mm

3/9: Ø 4,0-8,0 mm 4/9: Ø 4,0-8,0 mm

Part No.

RSCQ 3/7

RSCQ 3/9

RSCQ 4/7

RSCQ 4/9



M12-Round Connectors In Accordance with IEC 61076-2-101

M12-Field Attachable Connectors

RSCN



M12 Field Attachable, Male Straight

Field Attachable Connector, M12 Male Straight, 4- 5- and 8-Poles, Stainless Steel Hexagon Threaded Joint, Assembling with Screw Terminals. IP 67 Rated.

Screw Joints for Cables

4/7: Ø 3,0-6,5 mm	5/7: Ø 3,0-6,5 mm
4/9: Ø 4,0-8,0 mm	5/9: Ø 4,0-8,0 mm
	8/9: Ø 4,0-8,0 mm

– especially designed for use in Food Processing equipment –

Part No.

RSCN 4/7
RSCN 4/9
RSCN 5/7
RSCN 5/9
RSCN 8/9

RSCWN



M12 Field Attachable, Male 90°

Field Attachable Connector, M12 Male 90°, 4- 5- and 8-Poles, Stainless Steel Hexagon Threaded Joint, Assembling with Screw Terminals. IP 67 Rated.

Screw Joints for Cables

4/7: Ø 3,0-6,5 mm	5/7: Ø 3,0-6,5 mm
4/9: Ø 4,0-8,0 mm	5/9: Ø 4,0-8,0 mm
	8/9: Ø 4,0-8,0 mm

– especially designed for use in Food Processing equipment –

Part No.

RSCWN 4/7
RSCWN 4/9
RSCWN 5/7
RSCWN 5/9
RSCWN 8/9

RSC...DUO



M12 Field Attachable, Male Straight DUO

Field Attachable Connector, M12 Male Straight Duo Connector, 3- and 4-Poles with Threaded Joint, Assembling with Screw Terminals. IP 67 Rated.

Screw Joints for Cables

4 Poles: 2 x 3 mm / 2 x 5 mm
5 Poles: 2 x 3 mm / 2 x 5 mm

Part No.

RSC 4/DUO
RSC 5/DUO

RSCN...DUO



M12 Field Attachable, Male Straight DUO

Field Attachable Connector, M12 Male Straight Duo Connector, 3- and 4-Poles Stainless Steel Hexagon Threaded Joint, Assembling with Screw Terminals. IP 67 Rated.

Screw Joints for Cables

4 Poles: 2 x 3 mm / 2 x 5 mm
5 Poles: 2 x 3 mm / 2 x 5 mm

– especially designed for use in Food Processing equipment –

Part No.

RSCN 4/DUO
RSCN 5/DUO



M12-Round Connectors In Accordance with IEC 61076-2-101

M12-Field Attachable Connectors

RSCS | 0976 PMC 101



M12 Field Attachable, Male Straight

Field Attachable Connector, M12 Male Straight, 4-, 5- and 8-Poles with Threaded Joint, Shieldable, Assembling with Screw Terminals. IP 67 Rated.

0976 PMC 101: 5-Poles (only), B Coding, especially suitable for Profibus Signal Cable: 0975 254 000/...M

Screw Joints for Cables

All: Ø 4,0-9,0 mm

Part No.

RSCS 4/9
RSCS 5/9
RSCS 8/9
0976 PMC 101

RSCQS | 0976 PMC 102 | 0986 EMC 102



M12 Field Attachable, Male Straight

Field Attachable Connector, M12 Male Straight, 3-, 4- and 5-Poles with Threaded Joint, Shieldable, Assembling with Spring-Type Terminals. IP 67 Rated.

0976 PMC 102: 5-Poles (only), B Coding, especially suitable for Profibus Signal Cable: 0975 254 000/...M

0986 EMC 102: 4-Poles (only), D Coding, especially designed for Industrial Ethernet and Profinet data cable 0985 342 00/...M

Screw Joints for Cables

All: Ø 4,0-9,0 mm

Part No.

RSCQS 3/9
RSCQS 4/9
0976 PMC 102
0986 EMC 102

RKC



M12 Field Attachable, Female Straight

Field Attachable Connector, M12 Female Straight 3-, 4-, 5- and 8-Poles with Threaded Joint, Assembling with Screw Terminals. IP 67 Rated.

Screw Joints for Cables

3/7: Ø 3,5-6,5 mm 5/7: Ø 3,5-6,5 mm
3/9: Ø 4,0-8,0 mm 5/9: Ø 4,0-8,0 mm
4/7: Ø 3,0-6,5 mm 8/9: Ø 4,0-8,0 mm
4/9: Ø 4,0-8,0 mm

Part No.

RKC 4/3/7
RKC 4/3/9
RKC 4 /7
RKC 4 /9
RKC 5/7
RKC 5/9
RKC 8/9

RKCW



M12 Field Attachable, Female 90°

Field Attachable Connector, M12 Female 90° 3-, 4-, 5- and 8-Poles with Threaded Joint, Assembling with Screw Terminals. IP 67 Rated.

Screw Joints for Cables

3/7: Ø 3,5-6,5 mm 5/7: Ø 3,5-6,5 mm
3/9: Ø 4,0-8,0 mm 5/9: Ø 4,0-8,0 mm
4/7: Ø 3,0-6,5 mm 8/9: Ø 4,0-8,0 mm
4/9: Ø 4,0-8,0 mm

Part No.

RKCW 4/3/7
RKCW 4/3/9
RKCW 4 /7
RKCW 4 /9
RKCW 5/7
RKCW 5/9
RKCW 8/9

M12-Round Connectors In Accordance with IEC 61076-2-101

M12-Field Attachable Connectors

RKC/LED

M12 Field Attachable, Female Straight LED

Field Attachable Connector, M12 Female Straight 4-Poles with Threaded Joint and LED Operation and Function Indicator, Assembling with Screw Terminals (Printed Circuit Board Included). IP 67 Rated.

Screw Joints for Cables

4/7: Ø 3,0-6,5 mm

4/9: Ø 4,0-8,0 mm

Part No.

 RKC/LED 4/7

 RKC/LED 4/9

RKCW/LED

M12 Field Attachable, Female 90° LED

Field Attachable Connector, M12 Female 90° 4-Poles with Threaded Joint and LED Operation and Function Indicator, Assembling with Screw Terminals (Printed Circuit Board Included). IP 67 Rated.

Screw Joints for Cables

4/7: Ø 3,0-6,5 mm

4/9: Ø 4,0-8,0 mm

Part No.

 RKCW/LED 4/7

 RKCW/LED 4/9

RKCQ

M12 Field Attachable, Female Straight

Field Attachable Connector, M12 Female Straight, 3- and 4-Poles with Threaded Joint, Assembling with Spring-Type Terminals. IP 67 Rated.

Screw Joints for Cables

3/7: Ø 3,5-6,5 mm 4/7: Ø 3,0-6,5 mm

3/9: Ø 4,0-8,0 mm 4/9: Ø 4,0-8,0 mm

Part No.

 RKCQ 4/3/7

 RKCQ 4/3/9

 RKCQ 4/7

 RKCQ 4/9

RKCN

M12 Field Attachable, Female Straight

Field Attachable Connector, M12 Female Straight, 4- 5- and 8-Poles, Stainless Steel Hexagon Threaded Joint, Assembling with Screw Terminals. IP 67 Rated.

Screw Joints for Cables

4/7: Ø 3,0-6,5 mm 5/7: Ø 3,0-6,5 mm

4/9: Ø 4,0-8,0 mm 5/9: Ø 4,0-8,0 mm

8/9: Ø 4,0-8,0 mm

Part No.

 RKCN 4/7

 RKCN 4/9

 RKCN 5/7

 RKCN 5/9

 RKCN 8/9

– especially designed for use in Food Processing equipment –



M12-Round Connectors In Accordance with IEC 61076-2-101

M12-Field Attachable Connectors

RKCWN



M12 Field Attachable, Female 90°

Field Attachable Connector, M12 Female 90°, 4- 5- and 8-Poles, Stainless Steel Hexagon Threaded Joint, Assembling with Screw Terminals. IP 67 Rated.

Screw Joints for Cables

4/7: Ø 3,0-6,5 mm 5/7: Ø 3,0-6,5 mm
4/9: Ø 4,0-8,0 mm 5/9: Ø 4,0-8,0 mm
8/9: Ø 4,0-8,0 mm

– especially designed for use in Food Processing equipment –

Part No.

RKCWN 4/7
RKCWN 4/9
RKCWN 5/7
RKCWN 5/9
RKCWN 8/9

RKC...DUO



M12 Field Attachable, Female Straight DUO

Field Attachable Connector, M12 Male Straight Duo Connector, 3- and 4-Poles with Threaded Joint, Assembling with Screw Terminals. IP 67 Rated.

Screw Joints for Cables

4 Poles: 2 x 3 mm / 2 x 5 mm
5 Poles: 2 x 3 mm / 2 x 5 mm

Part No.

RKC 4/DUO
RKC 5/DUO

RKCN...DUO



M12 Field Attachable, Female Straight DUO

Field Attachable Connector, M12 Female Straight Duo Connector, 3- and 4-Poles Stainless Steel Hexagon Threaded Joint, Assembling with Screw Terminals. IP 67 Rated.

Screw Joints for Cables

4 Poles: 2 x 3 mm / 2 x 5 mm
5 Poles: 2 x 3 mm / 2 x 5 mm

– especially designed for use in Food Processing equipment –

Part No.

RKCN 4/DUO
RKCN 5/DUO

RKCS | 0976 PFC 101



M12 Field Attachable, Female Straight

Field Attachable Connector, M12 Female Straight, 4-, 5- and 8-Poles with Threaded Joint, Shieldable, Assembling with Screw Terminals. IP 67 Rated.

0976 PFC 101: 5-Poles (only), B Coding, especially suitable for Profibus Signal Cable: 0975 254 000/...M

Screw Joints for Cables

All: Ø 4,0-9,0 mm

Part No.

RKCS 4/9
RKCS 5/9
RKCS 8/9
0976 PFC 101



M12-Round Connectors In Accordance with IEC 61076-2-101

M12-Field Attachable Connectors

RKCQS | 0976 PFC 102



M12 Field Attachable, Male Straight

Field Attachable Connector, M12 Male Straight, 3- and 4-Poles with Threaded Joint, Shieldable, Assembling with Spring-Type Terminals. IP 67 Rated.

0976 PFC 102: 4-Poles (only), B Coding, especially suitable for Profibus Signal Cable: 0975 254 000/...M

Screw Joints for Cables

All: Ø 4,0-9,0 mm

Part No.

RKCQS 4/3/9

RKCQS 4/9

0976 PFC 102

1/2"-20-Round Connectors

1/2"-20 Field Attachable Connectors

RSC 3U



1/2"-20 Field Attachable, Male Straight

Field Attachable Connector, 1/2"-20 Male Straight, 3-Poles, Duel Keyway for up to 18 AWG wires. IP 67 Rated.

Screw Joints for Cables

3U/7: Ø 3,0-6,5 mm

3U/9: Ø 4,0-8,0 mm

Part No.

RSC 3U/7

RSC 3U/9

RSCW 3U



1/2"-20 Field Attachable, Male 90°

Field Attachable Connector, 1/2"-20 Male 90°, 3-Poles, Duel Keyway for up to 18 AWG wires. IP 67 Rated.

Screw Joints for Cables

3U/7: Ø 3,0-6,5 mm

3U/9: Ø 4,0-8,0 mm

Part No.

RSCW 3U/7

RSCW 3U/9

RKC 3U



1/2"-20 Field Attachable, Female Straight

Field Attachable Connector, 1/2"-20 Female Straight, 3-Poles, Duel Keyway for up to 18 AWG wires. IP 67 Rated.

Screw Joints for Cables

3U/7: Ø 3,0-6,5 mm

3U/9: Ø 4,0-8,0 mm

Part No.

RKC 3U/7

RKC 3U/9



1/2"-20-Round Connectors

1/2"-20 Field Attachable Connectors

RKCW 3U



1/2"-20 Field Attachable, Female 90°

Field Attachable Connector, 1/2"-20 Female 90°, 3-Poles, Duel Keyway for up to 18 AWG wires. IP 67 Rated.

Screw Joints for Cables

3U/7: Ø 3,0-6,5 mm
3U/9: Ø 4,0-8,0 mm

Part No.

RKCW 3U/7

RKCW 3U/9

7/8"-Round Connectors

Mini 7/8"-Field Attachable Connectors

RSC 30-RSC 50



7/8" Field Attachable, Male Straight

Field Attachable Connector, 7/8" Male Straight, 3-, 4- and 5-Poles with Threaded Joint, Assembling with Screw Terminals. IP 67 Rated.

Screw Joints for Cables

30/9: Ø 6,0-8,0 mm 50/9: Ø 6,0-8,0 mm
30/11: Ø 8,0-10,0 mm 50/11: Ø 8,0-10,0 mm
40/9: Ø 6,0-8,0 mm 50/16: Ø 12,0-14,0 mm
40/11: Ø 8,0-10,0 mm

Part No.

RSC 30/9

RSC 30/11

RSC 40/9

RSC 50/9

RSC 50/11

RSC 50/16

RKC 30-RKC 50



7/8" Field Attachable, Female Straight

Field Attachable Connector, 7/8" Female Straight, 3-, 4- and 5-Poles with Threaded Joint, Assembling with Screw Terminals. IP 67 Rated.

Screw Joints for Cables

30/9: Ø 6,0-8,0 mm 50/9: Ø 6,0-8,0 mm
30/11: Ø 8,0-10,0 mm 50/11: Ø 8,0-10,0 mm
40/9: Ø 6,0-8,0 mm 50/16: Ø 12,0-14,0 mm
40/11: Ø 8,0-10,0 mm

Part No.

RKC 30/9

RKC 30/11

RKC 40/9

RKC 50/9

RKC 50/11

RKC 50/16



7/8"-Round Connectors

Mini 7/8"-Field Attachable Connectors

RSC 301-RSC 501



7/8" Field Attachable, Male Straight

Field Attachable Connector, 7/8" Male Straight, 3-, 4- and 5-Poles with Internal Threads, Threaded Joint, Assembling with Screw Terminals. IP 67 Rated.

Screw Joints for Cables

- 301/9: Ø 6,0-8,0 mm
- 301/11: Ø 8,0-10,0 mm
- 301/13.5: Ø 10,0-12,0 mm
- 301/16: Ø 12,0-14,0 mm
- 401/9: Ø 6,0-8,0 mm
- 401/11: Ø 8,0-10,0 mm
- 401/13.5: Ø 10,0-12,0 mm
- 401/16: Ø 12,0-14,0 mm
- 501/9: Ø 6,0-8,0 mm
- 501/11: Ø 8,0-10,0 mm
- 501/13.5: Ø 10,0-12,0 mm
- 501/16: Ø 12,0-14,0 mm

Part No.

- RSC 301/9
- RSC 301/11
- RSC 301/13.5
- RSC 301/16
- RSC 401/9
- RSC 401/11
- RSC 401/13.5
- RSC 401/16
- RSC 501/9
- RSC 501/11
- RSC 501/13.5
- RSC 501/16

M23-Round Connectors

M23-Field Attachable Connectors

RSC-F-120/13,5



M23 Field Attachable, Male Straight

Field Attachable Connector, M23 Male Straight, 12-Poles with Threaded Joint, external Threads, Assembling with Solder Connections. IP 67 Rated.

Screw Joints for Cables

- Ø 10,0-14,0 mm

Part No.

- RSC-F-120/13,5

RSC 190/9



M23 Field Attachable, Male Straight

Field Attachable Connector, M23 Male Straight, 19-Poles with Threaded Joint, Assembling with Solder Connections, IP 67 Rated.

– Suitable to connect with e2c 67 I/O module 0942 UEM 203 –

Screw Joints for Cables

- Ø 6,0-10,0 mm

Part No.

- RSC 190/9



M23-Round Connectors

M23-Field Attachable Connectors

0906 UMC 201 | 0906 UMC 202



M23 Field Attachable, Male Straight

Field Attachable Connector, M23 Male Straight, 6-Poles with Threaded Joint, 0906 UMC 201: Assembling with Solder Connections, 0906 UMC 202: Assembly with Screw Terminals. IP 67 Rated.

– Especially suitable for power supply Profibus and Interbus applications –

Screw Joints for Cables

Ø 10,5 mm

Part No.

0906 UMC 201

0906 UMC 202

0956 IMC 201



M23 Field Attachable, Male Straight

Field Attachable Connector, M23 Male Straight, 9-Poles with Threaded Joint, Assembling with Solder Connections, IP 67 Rated.

– Especially suitable for Interbus installation and remote bus cable –

Screw Joints for Cables

Ø 10,5 mm

Part No.

0956 IMC 201

0976 PMC 201



M23 Field Attachable, Male Straight

Field Attachable Connector, M23 Male Straight, 12-Poles with Threaded Joint, Assembling with Solder Connections, IP 67 Rated.

– Especially suitable for Profibus combined cable: 0975 202 000/...M –

Screw Joints for Cables

Ø 14,5 mm

Part No.

0976 PMC 201

0976 PMC 202



M23 Field Attachable, Male Straight

Field Attachable Connector, M23 Male Straight, 12-Poles with Threaded Joint, Assembling with Solder Connections, IP 67 Rated.

– Especially suitable for Profibus signal cable: 0975 254 000/...M –

Screw Joints for Cables

Ø 10,5 mm

Part No.

0976 PMC 202



M23-Round Connectors

M23-Field Attachable Connectors

RKC.../13,5



M23 Field Attachable, Female Straight

Field Attachable Connector, M23 Female Straight, 12- and 19-Poles with Threaded Joint, Assembling with Solder Connections, IP 67 Rated.

Screw Joints for Cables

Ø 10,0-14,0 mm

Part No.

RKC 120/13,5

RKC 190/13,5

RKCW.../13,5



M23 Field Attachable, Female 90°

Field Attachable Connector, M23 Female 90°, 12- and 19-Poles with Threaded Joint, Assembling with Solder Connections, IP 67 Rated.

Screw Joints for Cables

Ø 10,0-14,0 mm

Part No.

RKCW 120/13,5

RKCW 190/13,5

0906 UFC 201 | 0906 UFC 202



M23 Field Attachable, Female Straight

Field Attachable Connector, M23 Female Straight, 6-Poles, 0906 UFC 201: Assembling with Solder Connections, 0906 UFC 202: Assembling with Screw Terminals, IP 67 Rated.

– Especially suitable for power supply Profibus and Interbus applications –

Screw Joints for Cables

Ø 10,5 mm

Part No.

0906 UFC 201

0906 UFC 202

0956 IFC 201



M23 Field Attachable, Female Straight

Field Attachable Connector, M23 Female Straight, 9-Poles, Assembling with Solder Connections, IP 67 Rated.

– Especially suitable for Interbus installation and remote bus cables –

Screw Joints for Cables

Ø 10,5 mm

Part No.

0956 IFC 201

0976 PMC 501



M23 Field Attachable, Male Straight

Field Attachable Connector, SUBD Male, 9-Poles for Profibus, switch-on terminating resistor, Assembling with Screw Terminals, IP 67 Rated.

Part No.

0976 PMC 501



PowerCINCH™ Trunk and Drop Cordsets

4-Pole, Single Key, Black PVC Cable

RSRK 40D



Trunk Cordset, Male Str to Female Str

PowerCINCH 1 3/8" Double Ended Cordsets, 4-Pole, 10 AWG Stranded Copper Conductors, Single Key, Black PVC Jacket, .79" Outside Diameter, Nut Anodized Aluminum, Brass, Gold Over Nickel Plated Contacts, Black PVC Insert, 25 A Current Rating, 600 V Voltage Rating, -20° to +105° C Temperature Rating, IP 67 Rated, UL Recognition: TC-ER, STOOW.

Part No.

RSRK 40D-10T/2 M	RSRK 40D-10T/15 M
RSRK 40D-10T/3 M	RSRK 40D-10T/20 M
RSRK 40D-10T/4 M	RSRK 40D-10T/25 M
RSRK 40D-10T/5 M	RSRK 40D-10T/35 M
RSRK 40D-10T/6 M	RSRK 40D-10T/40 M
RSRK 40D-10T/8 M	RSRK 40D-10T/45 M
RSRK 40D-10T/10 M	RSRK 40D-10T/50 M
RSRK 40D-10T/14 M	

RSRK 40A



Drop Cordset, Male Str to Female Str

PowerCINCH 7/8" Double Ended Cordsets, 4-Pole, 14 AWG Stranded Copper Conductors, Single Key, Black PVC Jacket, .62" Outside Diameter, Nut Aluminum E-Coating, Brass, Gold Over Nickel Plated Contacts, Black PVC Insert, 15 A Current Rating, 600 V Voltage Rating, -20° to +105° C Temperature Rating, IP 67 Rated, UL Recognition: TC-ER, STOOW.

Part No.

RSRK 40A-14D/1.5 M	RSRK 40A-14D/15 M
RSRK 40A-14D/2.5 M	RSRK 40A-14D/18 M
RSRK 40A-14D/3 M	RSRK 40A-14D/20 M
RSRK 40A-14D/4 M	RSRK 40A-14D/25 M
RSRK 40A-14D/5 M	RSRK 40A-14D/30 M
RSRK 40A-14D/6 M	RSRK 40A-14D/35 M
RSRK 40A-14D/8 M	RSRK 40A-14D/40 M
RSRK 40A-14D/10 M	RSRK 40A-14D/50 M
RSRK 40A-14D/12 M	

PowerCINCH™ T-Tap Trunk and Power Drop

4-Pole, Single Key, Black PVC Cable

TAP 40D-RK 40D



T-Tap Trunk and Power Drop – 1 3/8"

PowerCINCH™ T TAP (1 3/8") with 10 AWG Power Drop, 4-Pole, Single Key, Black PVC Molded Body, Aluminum Anodized Coupling Nut, Brass-Gold Over Nickel Plated, Black PVC Insert, 25 A Current Rating, 600 V Voltage Rating, -20° to +105° C Temperature Rating, IP 67 Rated.

Part No.

TAP 40D-RK 40D

TAP 40D-RK 40A



T-Tap Trunk and Power Drop – 7/8"

PowerCINCH™ T TAP (7/8") with 14 AWG Power Drop, 4-Pole, Single Key, Black PVC Molded Body, Aluminum Anodized Coupling Nut, Brass-Gold Over Nickel Plated, Black PVC Insert, 25 A Current Rating Trunk, 15 A Drop, 600 V Voltage Rating, -20° to +105° C Temperature Rating, IP 67 Rated.

Part No.

TAP 40D-RK 40A



PowerCINCH™ In-Line Trunk Reducers

4-Pole, Single Key

RS40D-RK40A



In-Line Reducers

PowerCINCH™ In-Line Reducer, 4-Pole Male to Female with Single Key. PVC Black Molded Body, Aluminum Anodized Coupling Nut, Copper Alloy Contacts, PVC Black Insert, 15 A Current Rating, 600 V Voltage Rating, -20° to +105° C Temperature Rating, IP 67 Rated.

Part No.

RS40D-RK40A

PowerCINCH™ Trunk Feeder Receptacles

4-Pole, Single Key

RSF 40D-3/4-10T



Trunk Feeder Receptacle, Male

PowerCINCH™ Trunk Feeder Receptacles, Male, 4-Pole, 10 AWG Stranded Copper Wire, 3/4-14 NPT, Single Key, Black PVC Molded Insert, Aluminum Anodized Shell, Brass-Gold Over Nickel Plated, 25 A Current Rating, 600 V Voltage Rating, -20° to +105° C Temperature Rating, IP 67 Rated.

Part No.

RSF 40D-3/4-10T/1 M

RSF 40D-3/4-10T/3 M

RKF 40D-3/4-10T



Trunk Feeder Receptacle, Female

PowerCINCH™ Trunk Feeder Receptacles, Female, 4-Pole, 10 AWG Stranded Copper Wire, 3/4-14 NPT, Single Key, Black PVC Molded Insert, Aluminum Anodized Shell, Brass-Gold Over Nickel Plated, 25 A Current Rating, 600 V Voltage Rating, -20° to +105° C Temperature Rating, IP 67 Rated.

Part No.

RKF 40D-3/4-10T/1 M

RKF 40D-3/4-10T/3 M

PowerCINCH™ Drop-Branch Receptacles

4-Pole, Single Key

RSF 40A-14D



Drop-Branch Receptacle, Male

PowerCINCH™ Drop-Branch Receptacles, Male, 4-Pole, 14 AWG Stranded Copper Wire, 1/2-14 NPT, Single Key, Black PVC Molded Insert, Aluminum Anodized Shell, Brass-Gold Over Nickel Plated, 15 A Current Rating, 600 V Voltage Rating, -20° to +105° C Temperature Rating, IP 67 Rated.

Part No.

RSF 40A-14D/1 M

RSF 40A-14D/3 M



PowerCINCH™ Drop-Branch Receptacles

4-Pole, Single Key

RKF 40A-14D



Drop-Branch Receptacle, Female

PowerCINCH™ Drop-Branch Receptacles, Female, 4-Pole, 14 AWG Stranded Copper Wire, 1/2-14 NPT, Single Key, Black PVC Molded Insert, Aluminum Anodized Shell, Brass-Gold Over Nickel Plated, 15 A Current Rating, 600 V Voltage Rating, -20° to +105° C Temperature Rating, IP 67 Rated.

Part No.

RKF 40A-14D/1 M

RKF 40A-14D/3 M

PowerCINCH™ Closure Caps

RSV-D



Closure Cap-Trunk Male

PowerCINCH™ Closure Cap for Male Connector, Internal Threads.

Part No.

RSV-D

RSV-A



Closure Cap-Trunk Male

PowerCINCH™ Closure Cap for Male Connector, Internal Threads.

Part No.

RSV-A

RKV-D



Closure Cap-Trunk Female

PowerCINCH™ Closure Cap for Female Connector, Internal Threads.

Part No.

RKV-D

RKV-A



Closure Cap-Trunk Female

PowerCINCH™ Closure Cap for Female Connector, Internal Threads.

Part No.

RKV-A



PowerCINCH™ Locking Ring

LC-D



Locking Ring-Trunk

PowerCINCH™ Locking Ring, Trunk Size for Trunk Connections.

Part No.

LC-D

LC-A



Locking Ring-Drop









PowerCINCH™ Locking Ring, Drop Size for Drop Connections.

Part No.

LC-A



Accessories

ZVKM		
	<p>Dust Cover M8 Dust Cover for Unused M8 Sockets</p>	<p>Part No. ZVKM</p>
ZVK		
	<p>Dust Cover M12 Dust Cover for Unused M12 Sockets</p>	<p>Part No. ZVK</p>
PZVK		
	<p>Dust Cover M12 PVC Dust Cover for Unused M12 Sockets. – especially designed for use in Food Processing Equipment –</p>	<p>Part No. PZVK</p>
ZVK 2		
	<p>Dust Cover M23 Dust Cover for Unused M23 Male Connectors.</p>	<p>Part No. ZVK 2</p>
0909 UAC 101		
	<p>Dust Cover M12 Dust Cover for Unused M12 Male Connectors.</p>	<p>Part No. 0909 UAC 101</p>
RKV		
	<p>Dust Cover 7/8" Female Dust Cover for Unused 7/8" Female Connectors.</p>	<p>Part No. RKV</p>
RSV		
	<p>Dust Cover 7/8" Male Dust Cover for Unused 7/8" Male Connectors.</p>	<p>Part No. RSV</p>
RKV M23		
	<p>Dust Cover M23 Female Dust Cover for Unused M23 Female Connectors.</p>	<p>Part No. RKV M23</p>



Accessories

RSV M23



Dust Cover 7/8" Male

Dust Cover for Unused M23 Male Connectors.

Part No.

RSV M23

RS-TU | RS-TU B | RS-TU C



Threaded Adapter Mini

Threaded Adapters for 7/8", 1", and 1 1/8" Mini Style Connectors.

Part No.

RS-TU

RS-TU B

RS-TU C

RSKF 8



Panel Nut

Panel Nut for M8 Male and Female Receptacles

Part No.

RSKF 8

RSKF 9 | RSKFM | RSKFM 20



Panel Nut

Panel Nut for M12 Male and Female Receptacles

RSKF 9: PG 9

RSKFM 16: M16 x1,5

RSKFM 20: M20x1,5

Part No.

RSKF 9

RSKFM 16

RSKFM 20

RSKF 11 | RSKF 13,5



Panel Nut

Panel Nut for 7/8" Male and Female Receptacles

Part No.

RSKF 11

RSKF 13,5

ZKS 1



Mounting Clip-M12

Mounting Clip for M12-Connectors

Part No.

ZKS 1

ZKS 2



Mounting Clip-M8

Mounting Clip for M8-Connectors

Part No.

ZKS 2



Accessories

DMWKZ



Torque Wrench-M8 and M12
 Torque Wrench for M8 and M12 Connectors.
 Attachments for M12 Connectors are Included

Part No.
 DMWKZ

DMEWKZ 8



Torque Wrench Attachment-M8
 Torque Wrench Attachment for M8 Connectors

Part No.
 DMWKZ 8

DMEWKZ K 8



Torque Wrench Attachment-M8
 Torque Wrench Attachment for M8 Field Attachable
 Connectors

Part No.
 DMWKZ K 8

DMEWKZ K 12



Torque Wrench Attachment-M12
 Torque Wrench Attachment for M12 Field Attachable
 Connectors

Part No.
 DMWKZ K 12

ZBS



Attachable Labels - 7 x 14 mm
 Attachable Labels, 7 x 14 mm, 10 pieces.
 – suitable for all ASB distribution boxes (M12) passive
 and all compact bus modules active –

Part No.
 ZBS

ZBR 5/10



Attachable Labels - 5 x 10 mm
 Attachable Labels, 5 x 10 mm, 40 pieces.
 – suitable for all ASB distribution boxes (M8) –

Part No.
 ZBR 5/10

ZBR 8/40



Attachable Labels - 8 x 17 mm
 Attachable Labels, 8 x 17 mm, 40 pieces.
 – suitable for all ASB distribution boxes (M12) passive
 and all compact bus modules active –

Part No.
 ZBR 8/40



Accessories

ZBR 9/40



Attachable Labels - 9 x 20 mm

Attachable Labels, 9 x 20 mm, 40 pieces.
– suitable for all compact bus modules active, e2c 67, AS-Interface 0911...and valve connectors –

Part No.

ZBR 9/40

ZBST



Marking Pen

Recommended ink for plotter: INK 2000 and Clean 2000 from Weidmüller.

Part No.

ZBST

STS-Clip



Securing Clip

Securing Clip for Molded Connectors to Electrical Operating Equipment.

– suitable for use in areas with combustible dusts according to EN 50281-1-1 –

Part No.

STS-Clip

AWKZ 3/4



Stripping Tool

Stripping Tool for 3 and 5 Pole Cables.
– especially suitable for the stripping of 234 and 255 cable types –

Part No.

AWKZ 3/4

AWKZ 5



Stripping Tool

Stripping Tool for 5 Pole Cables.
– especially suitable for the stripping of 228 cable types –

Part No.

AWKZ

AWKZ 12/19



Cable Cutter

Cable Cutter for the Fast Stripping of all Commercial Round Cables with a Diameter of 4 to 15 mm, Turnable Inner Cutter to Perform Circular Cuts as well as Rip Cuts.

Part No.

AWKZ 12/19



Accessories

ZMS 19



Installation Wrench-M23

Installation Wrench for M23 12 and 19 Pole Male and Female Connectors.

Part No.

ZMS 19



e2c 67

Backplanes, PlugBoxes, BusHeads

0941 UNC...



Backplanes

e2c 67 Backplane Bus Connections for 4-, 6 and 8-Port I/O Modules

Part No.

0941 UNC 010
0941 UNC 020
0941 UNC 030

0941 DNC...



PlugBox-DeviceNet

0941 DNC 101: M12, 5-Pole Male (In) and Female (Out) Bus Connection with 7/8", 4-Pole Male for Auxillary Power.

0941 DNC 301: 7/8", 5-Pole Male (In) and Female (Out) Bus Connection with 7/8", 4-Pole Male for Auxillary Power.

Part No.

0941 DNC 101
0941 DNC 301

0941 PNC...



PlugBox-Profibus

0941 PNC 101: M12, 5-Pole Male (In) and Female (Out) Bus Connection with 7/8", 5-Pole Male for Auxillary Power.

0941 PNC 103: M12, 5-Pole Male (In) and Female (Out) Bus Connection with M23, 6-Pole Male for Auxillary Power.

0941 PNC 201: M23, 12-Pole Female (In) and Female (Out) Bus Connection with M23, 6-Pole Male for Auxillary Power.

Part No.

0941 PNC 101
0941 PNC 103
0941 PNC 201

0941 INC 201



PlugBox-Interbus

e2c 67 PlugBox for Interbus, M23, 9-Pole Male (In) and Female (Out) Bus Connection with M23, 6-Pole Male for Auxillary Power.

Part No.

0941 INC 201

0940 DSL 001 | 0940 PSL 001 | 0940 ISL 001



BusHead

0940 DSL 001:	DeviceNet-Slave
0940 PSL 001:	Profibus-Slave
0940 ISL 001:	Interbus-Slave

Part No.

0940 DSL 001
0940 PSL 001
0940 ISL 001



e2c 67

e2c 67
I/O Modules

0942 UEM 011 | 0942 UEM 101 | 0942 UEM 102 | 0942 UEM 013



4 IN digital

- 0942 UEM 011: Group Diagnostic M12 Sensor Connection
- 0942 UEM 101: Counter Module M12 Sensor Connection
- 0942 UEM 102: Single-Channel Diagnostic M12 Sensor Connection
- 0942 UEM 013: P/N Single-Channel Diagnostic M12 Sensor Connection

Part No.

0942 UEM 011
0942 UEM 101
0942 UEM 102
0942 UEM 013

0942 UEM 012 | 0942 UEM 014 | 0942 UEM 019



8 IN digital

- 0942 UEM 012: Group Diagnostic M12 Sensor Connection
- 0942 UEM 014: Group Diagnostic, Coupling from Actuator/Sensor Distribution Boxes via M23 Female Connector, 12-Poles
- 0942 UEM 019: Group Diagnostic, Coupling from M8 Distribution Box SBS 4/LED 3 via M12 Female Connector, 8-Poles

Part No.

0942 UEM 012
0942 UEM 014
0942 UEM 019

0942 UEM 032 | 0942 UEM 034



4 IN analog

- 0942 UEM 032: Single-Channel Diagnostic Free Parameterizing
- 0942 UEM 034: To Connect RTD Resistance Thermometers with Galvanic Isolation, Single-Channel Diagnostic, M12 Sensor Connection

Part No.

0942 UEM 032
0942 UEM 034

0942 UEM 021 | 0942 UEM 026



4 OUT digital

- 0942 UEM 021: 2 A Per Channel, Single-Channel Diagnostic, M12 Actuator Connection
- 0942 UEM 026: Single-Channel Diagnostic, M12 Actuator Connection, External Power Supply

Part No.

0942 UEM 021
0942 UEM 026

e2c 67



e2c 67 I/O Modules

0942 UEM 022 | 0942 UEM 201 | 0942 UEM 205 | 0942 UEM 027



8 OUT digital

0942 UEM 022: , 0.5 A Per Channel, Group Diagnostic with Broken Wire Detection (150 mA), M12 Actuator Connection

0942 UEM 201: 0.5 A Per Channel, Group Diagnostic, M12 Actuator Connection

0942 UEM 205: 0.5 A Per Channel, Group Diagnostic, M12 Actuator Connection, External Power Supply

0942 UEM 027: Group Diagnostic, Coupling from Actuator/Sensor Distribution Boxes via M23 Female Connector, 12-Poles.

Part No.

0942 UEM 022

0942 UEM 201

0942 UEM 205

0942 UEM 027

0942 UEM 203



16 OUT digital

e2c 67 I/O Module with 16 Digital outputs, 0.1 A Per Channel, Single Channel Diagnostic, M23 Actuator Connection, 19-Poles.

Part No.

0942 UEM 203

0942 UEM 040 | 0942 UEM 041



2 OUT analog

0942 UEM 040: Single Channel Diagnostic, Output Range ± 10 V, Parameterizing, M12 Actuator Connection.

0942 UEM 041: Single Channel Diagnostic, Output Range ± 20 ma / 4-20mA, Parameterizing, M12 Actuator Connection.

Part No.

0942 UEM 040

0942 UEM 041

0941 UNC 100



Cover Box

e2c 67 Cover Box for Un-used Slots on the Backplane.

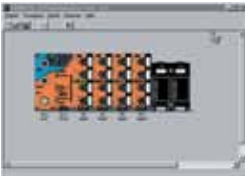
Part No.

0941 UEM 100



e2c 67
I/O Accessories

0947 USW 100



Configuration Tool

The Diagnostic Parameters of the e2c 67 System can be Changed by the CoDi Configuration and Diagnostic Software.

Part No.

0947 USW 100

0943 UTL 101



Programming Serial Cable

Used exclusive for communicating to the BusHead.

Part No.

0943 UTL 101

0943 UTL 501



Programming Parallel Cable

Used exclusive for communicating to the BusHead.

Part No.

0943 UTL 501

e2c 67



LioN-Link

BusHeads, I/O Modules

0940 DSL 601 | 0940 PSL 60.. | 0940 ESL 601 | 0940 CSL 601



LioN-Link BusHeads

LioN-Link-BusHead IP 67 Bus Coupler Modules for the Connection Between the Higher Level Fieldbus and the Fieldbus Independent I/O Modules, with M12 Bus Connection, Rotary Switches for Addressing and M12 LioN-Link Connection. M12 Power Supply Connection.

- 0940 DSL 601: DeviceNet Slave
- 0940 PSL 601: Profibus Slave
- 0940 PSL 602 (DP V1): Profibus-Slave, Supports Profibus DP-V1
- 0940 PSL 603: Profibus-Slave, for Applications Such as Tool Change or Options Handling with LioN-Link I/O Module 0942 UEM 670
- 0940 ESL 601: Profinet-I/O Device Slave (Profinet LAN)
- 0940 CSL 601: CANopen[®]-Slave

Part No.

- 0940 DSL 601
- 0940 PSL 601
- 0940 PSL 602
- 0940 PSL 603
- 0940 ESL 601
- 0940 CSL 601

0942 UEM 650



8 IN/8 OUT Universal

LioN-Link I/O Module with 8 Digital I/O Channels. Channels can be Used Universally as Inputs or Outputs, M8 Sockets (8x), 3-Poles, M12 Actuator Supply.

Part No.

- 0942 UEM 650

0942 UEM 651



8 IN

LioN-Link I/O Module with 8 Digital Inputs to Connect Standard Sensors, M8 Sockets (8x), 3-Poles

Part No.

- 0942 UEM 651



LioN-Link I/O Modules

0942 UEM 600



8 IN/8 OUT Universal

LioN-Link I/O Module with 8 Digital I/O Channels, Channels can be used Universally as Inputs or Outputs, M12 Sockets (4 x), 5 poles, M12 Actuator Supply.

Part No.

0942 UEM 600

0942 UEM 601



8 IN

LioN-Link I/O Module with 8 Digital Inputs to Connect Standard Sensors, M12 Sockets (4 x), 5 poles.

Part No.

0942 UEM 601

0942 UEM 630



4 IN analog

LioN-Link I/O Module with 4 Analog Inputs 0(4)–20 mA to Connect Standard Sensors, M12 Sockets (4x), 5 Poles.

Part No.

0942 UEM 630

0942 UEM 631



4 IN analog

LioN-Link I/O Module with 4 Analog Inputs 0–10 V to Connect Standard Sensors, M12 Sockets (4x), 5 Poles.

Part No.

0942 UEM 631



LioN-Link I/O Modules

0942 UEM 700



16 IN/16 OUT Universal

LioN-Link I/O Module with 16 Digital I/O Channels, Channels can be used Universally as Inputs or Outputs, M12 Sockets (8 x), 5 Poles, 7/8" Actuator Supply.

Part No.

0942 UEM 700

0942 UEM 701



16 IN

LioN-Link I/O Module with 16 Digital Inputs to Connect Standard Sensors, M12 Sockets (8 x), 5 Poles.

Part No.

0942 UEM 701

0942 UEM 780/5 M



16 IN/16 OUT Universal

LioN-Link I/O Module with 16 Digital I/O Channels, Channels can be used Universally as Inputs or Outputs, Multipole Cable Interface to Connect Valve Terminals, Control Consoles, Manual tool Changing Devices, IP20 Terminal Boxes.

Part No.

0942 UEM 780/5 M

0942 UEM 782/1 M



16 OUT

LioN-Link I/O Module with 16 Digital Outputs, Multipole Cable Interface to Connect Valve Terminals, Manual Tool Changing Devices, IP20 Terminal Boxes.

Part No.

0942 UEM 782/1 M



LioN-Link
I/O Modules

0942 UEM 783



Motion-Module

LioN-Link Motion Module with 8 Digital Inputs and 4 Universal Outputs that can be Configured for the Connection of Brushless Motors, DC Motors or for Valves. System Specific Specifications Such as Speed and Acceleration/Deceleration can be Transmitted via the DP-V1* Protocol. Power Supply is via a Connecting Cable with 7/8" Connector.

Part No.

0942 UEM 783

* = Only with 0940 PSL 602 or 0940 ESL 601

0942 UEM 670



8 IN/8 OUT Universal

LioN-Link I/ O Module with 8 Digital I/O Channels, Channels can be used Universally as Inputs or Outputs, M8 Sockets, 3 Poles

Input or Output Functionality can be Switched off while Retaining the Respective Address Range*.

Part No.

0942 UEM 670

* = Only with 0940 PSL 603

0942 UEM 602



4 OUT

LioN-Link I/O Module with 4 Digital Outputs, M12 Sockets (4 x), 5 Poles, 2 A per Channel, One Channel per Socket.

Part No.

0942 UEM 602

0942 UEM 612



4 OUT

LioN-Link I/O Module with 4 Digital Outputs, M12 Sockets (4 x), 5 Poles, M12 Actuator Supply, 2 A per Channel, One Channel per Socket.

– Suitable for Safety Critical Applications within Performance Levels A through D –

Part No.

0942 UEM 612



LioN-Link

I/O Modules, Power Supply

0942 UEM 620



4 IN/4 OUT Universal

LioN-Link I/O Module with 4 I/O-Link Channels, each Channel can be Configured Universally in Standard Digital I/O Mode (SIO Mode) or in Communications Mode, M12 Sockets, 4 Poles

– Only with BusHead 0940 PSL 602 or ProfiNet BusHead 0940 ESL 601 –

Part No.

0942 UEM 620

0941 UNC 601/10 M



Power Distribution Box

LioN-Link Power Distributor, 4x M12 Ports, 2 Potential Circuits, 10 m Lead with 5x1 mm²

Part No.

0941 UNC 601/10 M



LioN-Link
Wiring Accessories BusHead

0940 PSL 601	0940 CSL 601	Bus Connection, 5-Poles	Part No.	Description		
			0975 254 10...	Profibus signal cable, M12, B coded CAN/DeviceNet signal cable, Thin Cable, M12		
			0975 253 10...			
			0979 PTX 101	Profibus terminating resistor, M12, B coded CAN/DeviceNet terminating resistor, M12		
			0939 CTX 101			
				LioN-Link connection, 5-Poles	Part No.	Description
					0935 253 10...	CAN/DeviceNet signal cable, Thin Cable, M12
					RST 5...	Actuator / sensor cordset, M12 male connector with molded cable
					RK(WT) 5...	Actuator / sensor cordset, M12 female or female right angle connector with molded cable
					RST 5-RKT 5...	Actuator / sensor double-ended cordset, M12 male to M12 female connector
					RSC(W) 5/9	Field attachable connector, M12 male or male right angle connector or M12 female or female right angle connector, with threaded joint
RKC(W) 5/9						
		Power supply connection, 5-Poles	Part No.	Description		
			RKT 5...	Actuator / sensor cordset, M12 female or female right angle connector with molded cable		
			RKWT 5...			
	0906 UTP 101	T-connector with M12 male/female connector, 5 poles				

LioN-Link



LioN-Link

Wiring Accessories I/O Modules

0942 UEM 60.../63...

0942 UEM 65...



LioN-Link Connection , 5-Poles

Part No.

Description

0935 253 10...

CAN/ DeviceNet signal cable, Thin Cable, M12



RST 5...

Actuator / sensor cordset, M12 male connector with molded cable



RK(W)T 5...

Actuator / sensor cordset, M12 female or female right angle connector with molded cable



RST 5-RKT 5...

Actuator / sensor double-ended cordset, M12 male to M12 female connector



RSC(W) 5/9

RKC(W) 5/9

Field attachable connector, M12 male or male right angle connector or M12 female or female right angle connector, with threaded joint



0906 UTP 104

T-connector/ splitter, 2-way, with mounting hole, M12 female connector with two M12 male connectors, 5-poles



Actuator/sensor connection, 3 and 5 Poles

Part No.

Description

RSMV...

Actuator / sensor cordset, M8 male connector with molded cable



RSMC...

RSMCW...

Field attachable connector, M8 male/ male right angle connector, with threaded joint



RST...

Actuator / sensor cordset, M12 male connector with molded cable



RSMV-RKM(W)...

RST-RKM...

Actuator / sensor double-ended cordset, M8/M12 male connector and M8/M12 female/ female right angle connector



RSC...

RKCW...

Field attachable connector, M12 male or male right angle connector, with threaded joint



Power supply connection, 5-Poles

Part No.

Description

RKT 5...

RKWT 5...

RKT 5-226/...M

Actuator / sensor cordset, M12 female or female right angle connector with molded cable



0906 UTP 101

T-connector with M12 male/female connector, 5 poles





LioN-Link
Wiring Accessories I/O Modules

0942 UEM 78...	0942 UEM 70...	Power supply connection, 5-Poles	Part No.	Description		
			RKT 5...	Actuator / sensor cordset, M12 female or female		
			RKWT 5...	right angle connector with molded cable		
			0905 204 3...	Power supply double, 7/ 8", single or double ended, straight or angular		
			RKC 50... RSC 50...	Field attachable connector, 7/8" female or male straight connector with threaded joint		
			Actuator/sensor connection, 5 Poles		Part No.	Description
			RST 5...	Actuator / sensor cordset, M12 male connector with molded cable		
			RST 5-RKT 5...	Actuator / sensor double-ended cordset, M12 male to M12 female connector		
			RSC... RKCW...	Field attachable connector, M12 male or male right angle connector, with threaded joint		
			LioN-Link Connection , 5-Poles		Part No.	Description
			0935 253 10...	CAN/ DeviceNet signal cable, Thin Cable, M12		
	RST 5...		Actuator / sensor cordset, M12 male connector with molded cable			
	RK(W)T 5...		Actuator / sensor cordset, M12 female or female right angle connector with molded cable			
	RST 5-RKT 5...		Actuator / sensor double-ended cordset, M12 male to M12 female connector			
	RSC(W) 5/9 RKC(W) 5/9		Field attachable connector, M12 male or male right angle connector or M12 female or female right angle connector, with threaded joint			

LioN-Link

AS-Interface

Modules with Flat Cable and Round Cable Connection, 4 IN | 8 IN | 4 OUT

0910 ASL 501



4 IN | Version 2.1

AS-Interface Module with 4 Digital Inputs to Connect M8 Standard Sensors, M8 Bus Connection.

Part No.

0910 ASL 501

0910 ASL 409



4 IN | Version 2.1

AS-Interface Flat Cable Module with 4 Digital Inputs to Connect Standard Sensors, M12 Socket with Infrared Interface for the Addressing.

Part No.

0910 ASL 409

0910 ASL 132



4 IN | M12

AS-Interface Flat Cable Module with 4 Digital Inputs to Connect Standard Sensors, M12 Socket with M12 Bus Connection.

Part No.

0910 ASL 132

0910 ASL 412



8 IN | Version 2.1

AS-Interface Flat Cable Module with 8 Digital Inputs to Connect Standard Sensors, M12 Socket with Infrared Interface for the Addressing.

Part No.

0910 ASL 412

0910 ASL 403




4 OUT

AS-Interface Flat Cable Module with 4 Digital Outputs to Connect Standard Sensors, M12 Socket.

Part No.

0910 ASL 403



AS-Interface

Modules with Flat Cable and Round Cable Connection, 4 OUT | 8 OUT | 2 IN/2 OUT | 4 IN/3 OUT

0910 ASL 133



4 OUT | M12

AS-Interface Flat Cable Module with 4 Digital Outputs to Connect Standard Sensors, M12 Socket with M12 Bus Connection.

Part No.

0910 ASL 133

0910 ASL 419



8 OUT | Version 2.1

AS-Interface Flat Cable Module with 8 Digital Outputs (0.5 A, Y Connected) to Connect Standard Actuators, M12 Socket, Infrared Interface for the Addressing.

Part No.

0910 ASL 419

0910 ASL 410



2 IN/2 OUT | Version 2.1

AS-Interface Flat Cable Module with 2 Digital Inputs to Connect Standard Sensors and 2 Digital Outputs to Connect Standard Actuators, M12 Socket, Infrared Interface for the Addressing.

Part No.

0910 ASL 410

0910 ASL 134



2 IN/2 OUT | M12

AS-Interface Module with 2 Digital Inputs to Connect Standard Sensors and 2 Digital Outputs to Connect Standard Actuators, M12 Socket, M12 Bus Connection.

Part No.

0910 ASL 134

0910 ASL 414



4 IN/3 OUT | Version 2.1

AS-Interface Flat Cable Module with 4 Digital Inputs (Y Connected) to Connect Standard Sensors and 3 Digital Outputs (2 A) to Connect Standard Actuators, M12 Socket, Infrared Interface for the Addressing and Support of the Extended Addressing Mode.

Part No.

0910 ASL 414



AS-Interface

Modules with Flat Cable and Round Cable Connection, 4 IN/4 OUT | Passive Modules

0910 ASL 408



4 IN/4 OUT | Version 2.1

AS-Interface Flat Cable Module with 4 Digital Inputs to Connect Standard Sensors and 4 Digital Outputs to Connect Standard Actuators, M12 Socket, Infrared Interface for the Addressing.

Part No.

0910 ASL 408

0910 ASL 135



4 IN/4 OUT | M12

AS-Interface Module with 4 Digital Inputs to Connect Standard Sensors and 4 Digital Outputs to Connect Standard Actuators, M12 Socket, M12 Bus Connection.

Part No.

0910 ASL 135

0910 ASL 424



4 IN/4 OUT | Version 2.1

AS-Interface Module with Housing and Receptacle Shells in Stainless Steel, 4 Digital Inputs (Y Connected) to Connect Standard Sensors and 4 Digital Outputs (2 A, Y Connected) to Connect Standard Actuators, M12 Bus Connection.

– especially designed for food and beverage equipment –

Part No.

0910 ASL 424

0910 ASL 425



4 IN/4 OUT | Version 2.1

AS-Interface Module with Housing and Receptacle Shells in Stainless Steel, 4 Digital Inputs to Connect Standard Sensors and 4 Digital Outputs (2 A) to Connect Standard Actuators, M12 Bus Connection.

– especially designed for food and beverage equipment –

Part No.

0910 ASL 425

0911 ANC 002/...M




AS-Interface Passive Module to Connect 4 AS-Interface Sensors, AS-Interface Actuators or AS-Interface Round Cable Modules, 4 Ports, M12 Socket, with Connection for AS-Interface Standard Round Cables

Part No.

0911 ANC 002/5 M

0911 ANC 002/10 M



AS-Interface

Passive Modules and Accessories

0911 ANC 403



AS-Interface Passive Module to Connect 4 AS-Interface Sensors, AS-Interface Actuators or AS-Interface Round Cable modules, 4 ports, M12 Socket, with Connection for AS-Interface Standard Flat Cables.

Part No.
0911 ANC 403

0911 ANC 101



AS-Interface Branch to Connect AS-Interface Slaves via a M12 Connector with a Flat Cable System.

Part No.
0911 ANC 101

0911 ANC 401



AS-Interface Branch to Connect Two Flat Cables (Opening of an AS-Interface Branch or Additional Voltage Supply).

Part No.
0911 ANC 401

0911 ANC 407/...M



AS-Interface Connector for Direct Connection to a Wired Male Connector: Reusable Access Technology to IEC 60352-6. AS-Interface Connector 0911 ANC 406 is Included with the Delivered Product.

Part No.
0911 ANC 407/2 M
0911 ANC 407/5 M
0911 ANC 407/10 M

0911 ANC 410/...M



AS-Interface Connector for Direct Connection to Two wired Male Connectors: Reusable Access Technology to IEC 60352-6. AS-Interface Connector 0911 ANC 406 is Included with the Delivered Product.

Part No.
0911 ANC 410/0,3 M
0911 ANC 410/0,6 M
0911 ANC 410/1 M
0911 ANC 410/2 M
0911 ANC 410/5 M
0911 ANC 410/10 M
0911 ANC 410/15 M

0911 ANC 408 | 0911 ANC 406



AS-Interface Cable Connector, Used for Distribution of Connections or as Connector: Reusable Access Technology to IEC 60352-6. AS-Interface Connector 0911 ANC 406 is Included with the Delivered Product.

Part No.
0911 ANC 408
0911 ANC 406

AS-Interface



AS-Interface Accessories

0911 ANC 413 | 0911 ANC 415



AS-Interface Cable Connector, used for Distribution of Connections or as Connector: Reusable Access Technology to IEC 68 and DIN 41611, Hexagon Screw in Stainless Steel, 4 poles. AS-Interface Connector 0911 ANC 415 is Included with the Delivered Product.

– especially designed for food and beverage equipment –

Part No.

0911 ANC 413

0911 ANC 415

0913 ATL 003



This AS-Interface Handheld Controller Serves to Address the AS-Interface Sensors, Actuators and Round Cable Modules. The Mechanical Connection is Made by a Mating M12 Connector. AS-Interface Flat Cable Modules are Connected Using the Addressing Adaptor Type 0913 ATL 002/0.35 M. With this Addressing Equipment, all Types of AS-Interface Modules (Including Equipment with AS-Interface Version 2.1) can be Addressed.

Part No.

0913 ATL 003

0913 ATL 002/0,35 M



The Addressing Adaptor is able to Address the AS-Interface Flat Cable Modules with Existing Handheld Addressing Units, Length 0.35 M.

– suitable to addressing unit 0913 ATL 003 –

Part No.

0913 ATL 002/0,35 M

0913 ATL 004/1 M



The Addressing Adaptor is able to Address the AS-Interface Modules with Infrared Interface, Length 1.0 M.

– suitable to addressing unit 0913 ATL 003 –

Part No.

0913 ATL 004/1 M

0915 034 101/...M



AS-Interface Cordset, Eouble-Ended, M12 Male Connector and M12 Female Connector with Self-Locking Threaded Joint.

Part No.

0913 ATL 002/0,35 M

0911 ANC 409



Terminal Sleeves for Flat Cable, Packaging Unit: 10 Pieces.

Part No.

0911 ANC 409



DeviceNet

DeviceNet-Devices, 8 IN | 8 IN/8 OUT | 16 IN/16 OUT | 16 IN

0930 DSL 650



8 IN/8 OUT Universal

DeviceNet Device with 8 Digital I/O Channels. Channels can be used Universally as Inputs or Outputs, M8 Socket, 3-poles, Rotary Address Switches for Addressing, M12 Bus Connection and Actuator Supply.

Part No.

0930 DSL 650

0930 DSL 651



8 IN

DeviceNet Device with 8 Digital Inputs to Connect Standard Sensors, M8 Socket, 3-poles, Rotary Switches for Addressing, M12 Bus Connection.

Part No.

0930 DSL 651

0930 DSL 700



16 IN/16 OUT Universal

DeviceNet Device with 16 Digital I/O Channels. Channels can be used Universally as Inputs or Outputs, M12 Socket, Rotary Switches for Addressing, 7/8 Bus Connection, 7/8" Power Supply.

Part No.

0930 DSL 700

0930 DSL 701



16 IN

DeviceNet Device with 16 Digital Inputs to Connect Standard Sensors, M12 Socket, Rotary Switches for Addressing, 7/8 Bus Connection.

Part No.

0930 DSL 701



DeviceNet

DeviceNet-Devices, 16 IN | 8 OUT

0930 DSL 108



16 IN (p)

DeviceNet Device with 16 Digital Inputs (p-switching) to Connect Standard Sensors, M12 Socket, Rotary Switches for Addressing, M12 Bus Connection.

Part No.

0930 DSL 108

0930 DSL 109



16 IN (n)

DeviceNet Device with 16 Digital Inputs (n-switching) to Connect Standard Sensors, M12 Socket, Rotary Switches for Addressing, M12 Bus Connection.

Part No.

0930 DSL 109

0930 DSL 312



16 IN (p)

DeviceNet Device with 16 Digital Inputs (p-switching) to Connect Standard Sensors, M12 Socket, Rotary Switches for Addressing, 7/8" Bus Connection.

Part No.

0930 DSL 312

0930 DSL 313



16 IN (n)

DeviceNet Device with 16 Digital Inputs (n-switching) to Connect Standard Sensors, M12 Socket, Rotary Switches for Addressing, 7/8" Bus Connection.

Part No.

0930 DSL 313

0930 DSL 107



8 OUT

DeviceNet Device with 8 Digital Outputs (2 A) to Connect Standard Actuators, M12 Socket, Rotary Switches for Addressing, M12 Bus Connection, 7/8" Actuator Supply.

Part No.

0930 DSL 107



DeviceNet

DeviceNet-Devices, 8 OUT | 16 OUT | 8 IN/8 OUT

0930 DSL 311



8 OUT

DeviceNet Device with 8 Digital Outputs (2 A) to Connect Standard Actuators, M12 Socket, Rotary Switches for Addressing, 7/8" Bus Connection, 7/8" Actuator Supply.

Part No.

0930 DSL 311

0930 DSL 114



16 OUT

DeviceNet Device with 16 Digital Outputs (0.5 A) to Connect Standard Actuators, M12 Socket, Rotary Switches for Addressing, M12 Bus Connection, 7/8" Actuator Supply.

Part No.

0930 DSL 114

0930 DSL 315



16 OUT

DeviceNet Device with 16 Digital Outputs (0.5 A) to Connect Standard Actuators, M12 Socket, Rotary Switches for Addressing, 7/8" Bus Connection, 7/8" Actuator Supply.

Part No.

0930 DSL 315

0930 DSL 113



8 IN/8 OUT

DeviceNet Device with 8 Digital Inputs to Connect Standard Sensors and 8 Digital Outputs (0.5 A) to Connect Standard Actuators, M12 Socket, Rotary Switches for Addressing, M12 Bus Connection, 7/8" Actuator Supply.

Part No.

0930 DSL 113

0930 DSL 314



8 IN/8 OUT

DeviceNet Device with 8 Digital Inputs to Connect Standard Sensors and 8 Digital Outputs (0.5 A) to Connect Standard Actuators, M12 Socket, Rotary Switches for Addressing, 7/8" Bus Connection, 7/8" Actuator Supply.

Part No.

0930 DSL 314



DeviceNet

Passive-Device, DeviceNet-Thin Cable

0931 DNC 301



Passive DeviceNet Distribution Box, 7/8" Bus-In/Bus-Out Connection for Trunk Line, 8 x M12 Branches for Drop Line.

Part No.

0931 DNC 301

0935 253 103/...M | 0935 253 104/...M | 0935 253 105/...M



DeviceNet-Thin Cable

0935 253 103/...M: Double-Ended with M12 Male Connector and M12 Female Connector, 5-Poles.

0935 253 104/...M: Single-Ended with M12 Male Connector, 5-Poles.

0935 253 105/...M: Single-Ended with M12 Female Connector, 5-Poles.

Part No.

0935 253 103/0,3 M

0935 253 103/0,6 M

0935 253 103/1 M

0935 253 103/2 M

0935 253 103/3 M

0935 253 103/5 M

0935 253 103/10 M

0935 253 103/15 M

0935 253 103/20 M

0935 253 103/25 M

0935 253 104/1 M

0935 253 104/3 M

0935 253 104/5 M

0935 253 104/10 M

0935 253 104/15 M

0935 253 105/1 M

0935 253 105/3 M

0935 253 105/5 M

0935 253 105/10 M

0935 253 105/15 M

0935 253 101/...M



DeviceNet-Thin Cable

Double-Ended with 7/8" Male Connector and M12 Female Connector, 5-Poles.

Part No.

0935 253 101/1 M

0935 253 101/2 M

0935 253 101/3 M

0935 253 101/5 M

0935 253 102/...M



DeviceNet-Thin Cable

Double-Ended with M12 Male Connector and 7/8" Female Connector, 5-Poles.

Part No.

0935 253 102/1 M

0935 253 102/2 M

0935 253 102/3 M

0935 253 102/5 M



DeviceNet
DeviceNet-Thin Cable

0935 253 301/...M | 0935 253 302/...M | 0935 253 303/...M



DeviceNet-Thin Cable

0935 253 301/...M: Double-Ended with 7/8" Male Connector and 7/8" Female Connector, 5-Poles.

0935 253 302/...M: Single-Ended with 7/8" Male Connector, 5-Poles.

0935 253 303/...M: Single-Ended with 7/8" Female Connector, 5-Poles.

Part No.	
0935 253 301/1 M	
0935 253 301/3 M	
0935 253 301/5 M	
0935 253 302/1 M	
0935 253 302/3 M	
0935 253 302/5 M	
0935 253 303/1 M	
0935 253 303/3 M	
0935 253 303/5 M	

0935 614 301/...M | 0935 614 302/...M | 0935 614 303/...M



DeviceNet-Thin Drop Cable

0935 614 301/...M: Double-Ended with 7/8" Male Connector, External Threads and 7/8" Female Connector, 5-Poles.

0935 614 302/...M: Single-Ended with 7/8" Male Connector, External Threads 5-Poles.

0935 614 303/...M: Single-Ended with 7/8" Female Connector, 5-Poles.

Part No.	
0935 614 301/0.3 M	0935 614 303/ 2 M
0935 614 301/2 M	0935 614 303/ 3 M
0935 614 301/3 M	0935 614 303/ 4 M
0935 614 301/4 M	0935 614 303/5 M
0935 614 301/5 M	
0935 614 302/2 M	
0935 614 302/3 M	
0935 614 302/4 M	
0935 614 302/5 M	

0935 614 101



DeviceNet-Thin Cable

Double-Ended with 7/8" Male Connector with External Threads and M12 Female Connector, 5-Poles.

Part No.	
0935 614 101/2 M	
0935 614 101/3 M	
0935 614 101/4 M	
0935 614 101/5 M	

0935 614 103 | 0935 614 104 | 0935 614 105



DeviceNet-Thin Drop Cable

0935 614 103/...M: Double-Ended with M12 Male Connector and M12 Female Connector, 5-Poles.

0935 614 104/...M: Single-Ended with M12 Male Connector, 5-Poles.

0935 614 105/...M: Single-Ended with M12 Female Connector, 5-Poles.

Part No.	
0935 614 103/0.3 M	0935 614 105/2 M
0935 614 103/1 M	0935 614 105/3 M
0935 614 103/2 M	0935 614 105/4 M
0935 614 103/3 M	0935 614 105/5 M
0935 614 103/4 M	
0935 614 103/5 M	
0935 614 104/2 M	
0935 614 104/3 M	
0935 614 104/4 M	
0935 614 104/5 M	

DeviceNet

DeviceNet Thick Trunk Cable | V-Trunk Cable | Thin-High-Flex Cable

0935 613 301/...M | 0935 613 302/...M | 0935 613 303/...M



DeviceNet-Thick Trunk Cable

0935 613 301/...M: Double-Ended with 7/8" Male Connector, External Threads and 7/8" Female Connector, 5-Poles.

0935 613 302/...M: Single-Ended with 7/8" Male Connector, External Threads, 5-Poles.

0935 613 303/...M: Single-Ended with 7/8" Female Connector, 5-Poles.

Part No.

0935 613 301/2 M	0935 613 303/1 M
0935 613 301/3 M	0935 613 303/2 M
0935 613 301/4 M	0935 613 303/3 M
0935 613 301/5 M	0935 613 303/4 M
0935 613 302/0.3 M	0935 613 303/5 M
0935 613 302/1 M	
0935 613 302/2 M	
0935 613 302/3 M	
0935 613 302/4 M	
0935 613 302/5 M	

0935 636 301/...M | 0935 636 302/...M | 0935 636 303/...M



DeviceNet-V Trunk Cable

0935 636 301/...M: Double-Ended with 7/8" Male Connector, External Threads and 7/8" Female Connector, 5-Poles.

0935 636 302/...M: Single-Ended with 7/8" Male Connector, External Threads, 5-Poles.

0935 636 303/...M: Single-Ended with 7/8" Female Connector, 5-Poles.

Part No.

0935 636 301/1 M	0935 636 303/1 M
0935 636 301/3 M	0935 636 303/3 M
0935 636 301/5 M	0935 636 303/5 M
0935 636 301/10 M	0935 636 303/10 M
0935 636 302/1 M	
0935 636 302/3 M	
0935 636 302/5 M	
0935 636 302/10 M	

0935 710 301 | 0935 710 302 | 0935 710 303



DeviceNet-Thin High-Flex Drop Cable

0935 710 301/...M: Double-Ended with M12 Male Connector and M12 Female Connector, 5-Poles.

0935 710 302/...M: Single-Ended with M12 Male Connector, 5-Poles.

0935 710 303/...M: Single-Ended with M12 Female Connector, 5-Poles.

Part No.

0935 710 301/1 M	0935 710 303/1 M
0935 710 301/3 M	0935 710 303/2 M
0935 710 301/5 M	0935 710 303/5 M
0935 710 301/10 M	0935 710 303/10 M
0935 710 302/1 M	
0935 710 302/3 M	
0935 710 302/5 M	
0935 710 302/10 M	

0935 710 101



DeviceNet-Thin High-Flex Drop Cable

Double-Ended with 7/8" Male Connector with External Threads and M12 Female Connector, 5-Poles.

Part No.

0935 710 101/2 M
0935 710 101/3 M
0935 710 101/4 M
0935 710 101/5 M



DeviceNet

DeviceNet-Thin High-Flex Cable | Mid High-Flex Cable

0935 710 103 | 0935 710 104 | 0935 710 105



DeviceNet-Thin High-Flex Drop Cable

0935 710 103/...M: Double-Ended with M12 Male Connector and M12 Female Connector, 5-Poles.

0935 710 104/...M: Single-Ended with M12 Male Connector, 5-Poles.

0935 710 105/...M: Single-Ended with M12 Female Connector, 5-Poles.

Part No.

0935 710 103/1 M	0935 710 105/1 M
0935 710 103/3 M	0935 710 105/3 M
0935 710 103/5 M	0935 710 105/5 M
0935 710 103/10 M	0935 710 105/10 M
0935 710 104/1 M	
0935 710 104/3 M	
0935 710 104/5 M	
0935 710 104/10 M	

0935 709 301/...M | 0935 709 302/...M | 0935 709 303/...M



DeviceNet-Mid High-Flex Drop Cable

0935 709 301/...M: Double-Ended with 7/8" Male Connector, External Threads and 7/8" Female Connector, 5-Poles.

0935 709 302/...M: Single-Ended with 7/8" Male Connector, External Threads 5-Poles.

0935 709 303/...M: Single-Ended with 7/8" Female Connector, 5-Poles.

Part No.

0935 709 301/1 M	0935 709 303/1 M
0935 709 301/3 M	0935 709 303/3 M
0935 709 301/5 M	0935 709 303/5 M
0935 709 301/10 M	0935 709 303/10 M
0935 709 302/1 M	
0935 709 302/3 M	
0935 709 302/5 M	
0935 709 302/10 M	

0935 709 101



DeviceNet-Mid High-Flex Drop Cable

Double-Ended with 7/8" Male Connector with External Threads and M12 Female Connector, 5-Poles.

Part No.

0935 709 101/2 M
0935 709 101/3 M
0935 709 101/4 M
0935 709 101/5 M

0935 709 103 | 0935 709 104 | 0935 709 105



DeviceNet-Mid High-Flex Drop Cable

0935 709 103/...M: Double-Ended with M12 Male Connector and M12 Female Connector, 5-Poles.

0935 709 104/...M: Single-Ended with M12 Male Connector, 5-Poles.

0935 709 105/...M: Single-Ended with M12 Female Connector, 5-Poles.

Part No.

0935 709 103/1 M	0935 709 105/1 M
0935 709 103/3 M	0935 709 105/3 M
0935 709 103/5 M	0935 709 105/5 M
0935 709 103/10 M	0935 709 105/10 M
0935 709 104/1 M	
0935 709 104/3 M	
0935 709 104/5 M	
0935 709 104/10 M	



DeviceNet

DeviceNet Power Supply Cables | Taps

0905 203 302/0,6 M | 0905 203 301/...M



Power Supply Cable

0905 203 302/0,6 M: Double-Ended Cordset with 7/8" Male Connector and 7/8" Female Connector, 3 Poles, 0.6 Meters

0905 203 301/...M: Single-Ended Cordset with 7/8" Female Connector, 3 Poles

Part No.

0905 203 302/0,6 M
0905 203 301/5 M
0905 203 301/10 M
0905 203 301/15 M

0905 356 312/0,6 M | 0905 356 311/...M | 0905 356 313/...M



Power Supply Cable

0905 356 312/0,6 M: Double-Ended Cordset with 7/8" Male Connector and 7/8" Female Connector, 4 Poles, 0.6 Meters

0905 356 311/...M: Single-Ended Cordset with 7/8" Female Connector, 4 Poles

0905 356 313/...M: Single-Ended Cordset with 7/8" Male Connector, 4 Poles

Part No.

0905 356 312/0,6 M
0905 356 311/5 M
0905 356 311/10 M
0905 356 311/15 M
0905 356 313/5 M
0905 356 313/10 M
0905 356 313/15 M

0905 356 305/0,6 M | 0905 356 304/...M | 0905 356 306/...M



Power Supply Cable

0905 356 305/0,6 M: Double-Ended Cordset with 7/8" Male 90° Connector and 7/8" Female 90° Connector, 4 Poles, 0.6 Meters

0905 356 304/...M: Single-Ended Cordset with 7/8" Female 90° Connector, 4 Poles

0905 356 306/...M: Single-Ended Cordset with 7/8" Male 90° Connector, 4 Poles

Part No.

0905 356 305/0,6 M
0905 356 304/5 M
0905 356 304/10 M
0905 356 304/15 M
0905 356 306/5 M
0905 356 306/10 M
0905 356 306/15 M

0906 UTP 101



M12



A



B



M12-Male - 2xM12 Male/Female

T-Splitter, 5-Poles with One M12 Female, One M12 Male and One M12 Female Connector, IP 67 Rated.

– especially suitable for DeviceNet and CANopen modules with M12 bus connection –

Part No.

0906 UTP 101

0906 UTP 301



7/8"



7/8" A 7/8" B



7/8"-Female - 2x7/8" Male/Female

T-Splitter, 5-Poles with One 7/8" Female, One 7/8" Male and One 7/8" Female Connector, IP 67 Rated.

Part No.

0906 UTP 301



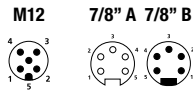
DeviceNet
DeviceNet Taps | Terminating Resistors

0906 UTP 302



M12-Female - 2x7/8" Male/Female
T-Splitter, 5-Poles with One M12 Female, One 7/8" Male and One 7/8" Female Connector, IP 67 Rated.

Part No.
0906 UTP 302

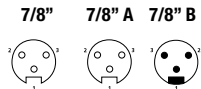


0906 UTP 303



7/8"-Female - 2x7/8" Female/Male
T-Splitter, 3-Poles with One 7/8" Female, One 7/8" Female and One 7/8" Male Connector, IP 67 Rated.

Part No.
0906 UTP 303

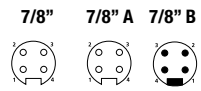


0906 UTP 312



7/8"-Female - 2x7/8" Female/Male
T-Splitter, 4-Poles with One 7/8" Female, One 7/8" Male and One 7/8" Female Connector, IP 67 Rated.

Part No.
0906 UTP 312



0939 CTX 101



DeviceNet Terminating Resistor, M12 Male Connector, 5 Poles.

Part No.
0939 CTX 101

0939 CTX 102



DeviceNet Terminating Resistor, M12 Female Connector, 5 Poles.

Part No.
0939 CTX 102

0939 CTX 105



DeviceNet Terminating Resistor, M12 Male Connector, 5 Poles.

Part No.
0939 CTX 105

DeviceNet

DeviceNet Terminating Resistors | Field Attachable Connectors

0939 CTX 106



DeviceNet Terminating Resistor, M12 Female Connector, 5 Poles.

Part No.

0939 CTX 106

0939 CTX 301



DeviceNet Terminating Resistor, 7/8" Male Connector, 5 Poles.

Part No.

0939 CTX 301

0939 CTX 302



DeviceNet Terminating Resistor, 7/8" Female Connector, 5 Poles.

Part No.

0939 CTX 302

0939 CTX 303



DeviceNet Terminating Resistor, 7/8" Male Connector, 5 Poles.

Part No.

0939 CTX 303

0939 CTX 304



DeviceNet Terminating Resistor, 7/8" Female Connector, 5 Poles.

Part No.

0939 CTX 304

0936 DMC 101



M12 Field Attachable, Male Straight

Field Attachable Connector, M12-Male Straight, 5-Poles with Threaded Joint, Assembling with Screw Terminals. IP 67 Rated.

Cable OD

0936 DMC 101: 4.0mm - 8.0 mm

Part No.

0936 DMC 101



DeviceNet

DeviceNet Field Attachable Connectors

0936 DMC 102



M12 Field Attachable, Male 90°

Field Attachable Connector, M12-Male, 90°, 5-Poles with Threaded Joint, Assembling with Screw Terminals. IP 67 Rated.

Cable OD

0936 DMC 102: 4.0mm - 8.0 mm

Part No.

0936 DMC 102

0936 DFC 101



M12 Field Attachable, Female Straight

Field Attachable Connector, M12-Female Straight, 5-Poles with Threaded Joint, Assembling with Screw Terminals. IP 67 Rated.

Cable OD

0936 DFC 101: 4.0mm - 8.0 mm

Part No.

0936 DFC 101

0936 DFC 102



M12 Field Attachable, Female 90°

Field Attachable Connector, M12-Female 90°, 5-Poles with Threaded Joint, Assembling with Screw Terminals. IP 67 Rated.

Cable OD

0936 DFC 102: 4.0mm - 8.0 mm

Part No.

0936 DFC 102

0936 DMC 301 | 0936 DMC 302 | 0936 DMC 303



7/8\"/>

Field Attachable Connector, 7/8\"/>

Cable OD

0936 DMC 301: 6.0mm - 8.0 mm

0936 DMC 302: 8.8mm - 10.0mm

0936 DMC 303: 12.0mm - 14.0mm

Part No.

0936 DMC 301

0936 DMC 302

0936 DMC 303

0936 DFC 301 | 0936 DFC 303



7/8\"/>

Field Attachable Connector, 7/8\"/>

Cable OD

0936 DMC 301: 6.0mm - 8.0 mm

0936 DMC 303: 12.0mm - 14.0mm

Part No.

0936 DFC 301

0936 DFC 303



DeviceNet

DeviceNet Receptacles

0936 DMC 151/...M



M12 DeviceNet Receptacle - Male

DeviceNet Receptacle, M12, Male, 5-Poles, Assembled Descret Wire, PG 9 Thread for Panel Mount.

Part No.

0936 DMC 151/0.3 M

0936 DFC 151/...M



DeviceNet Receptacle, M12, Female, 5-Poles, Assembled Descret Wire, PG 9 Thread for Panel Mount.

Part No.

0936 DFC 151/0.3 M

0936 DMC 152/...M



DeviceNet Receptacle, M12, Male, 5-Poles, Assembled Thin Cable, PG 9 Thread for Panel Mount.

Part No.

0936 DMC 152/2 M

0936 DFC 152/...M



DeviceNet Receptacle, M12, Female, 5-Poles, Assembled Thin Cable, PG 9 Thread for Panel Mount.

Part No.

0936 DFC 152/2 M

RSWF5-PCB



DeviceNet Receptacle (PCB), M12, Male 90°, 5-Poles, PG 9 Panel Cut Out.

Part No.

RSWF5-PCB

RKWF5-PCB



DeviceNet Receptacle (PCB), M12, Female 90°, 5-Poles, PG 9 Panel Cut Out.

Part No.

RKWF5-PCB



DeviceNet
DeviceNet Receptacles

0936 DMC 352/0,3 M



DeviceNet Receptacle, Male 7/8" 5-Poles, Assembled Discrete Wire, 1/2-NPT Thread for Panel Mount.

Part No.
0936 DMC 352/0.3 M

0936 DFC 352/0,3 M



DeviceNet Receptacle, Female 7/8" 5-Poles, Assembled Discrete Wire, 1/2-NPT Thread for Panel Mount.

Part No.
0936 DFC 352/0.3 M

0936 DMC 353/...M



DeviceNet Receptacle, Male 7/8" 5-Poles, Assembled Thick Cable, 1/2-NPT Thread for Panel Mount.

Part No.
0936 DMC 353/0.5 M
0936 DMC 353/1 M
0936 DMC 353/2 M
0936 DMC 353/5 M

0936 DFC 353/...M



DeviceNet Receptacle, Female 7/8" 5-Poles, Assembled Thick Cable, 1/2-NPT Thread for Panel Mount.

Part No.
0936 DFC 353/1 M
0936 DFC 353/2 M
0936 DFC 353/5 M

0936 DMC 355/...M



DeviceNet Receptacle, Male 7/8" 5-Poles, Assembled Thin Cable, 1/2-NPT Thread for Panel Mount.

Part No.
0936 DMC 355/1 M
0936 DMC 355/2 M
0936 DMC 355/3 M
0936 DMC 355/4 M
0936 DMC 355/5 M

0936 DFC 355/...M



DeviceNet Receptacle, 7/8", Female, 5-Poles, Assembled Thin Cable, 1/2-NPT Thread for Panel Mount.

Part No.
0936 DFC 355/1 M
0936 DFC 355/2 M
0936 DFC 355/5 M

DeviceNet

DeviceNet Receptacles

0906 UAC 301 | 0906 UAC 302 | 0906 UAC 303



DeviceNet Receptacle-Panel Feedthrough, 7/8", Male to Female, 3-, 4- and 5-Poles.

Part No.

0906 UAC 301

0906 UAC 302

0906 UAC 303

FWD 5



DeviceNet Receptacle-Panel Feedthrough, M12, Male to Female, 5-Poles.

Part No.

FWD 5

0931 DNC 109



DeviceNet Receptacle-Panel Feedthrough, M12, Male to Female with Screw Terminals, 5-Poles.

Part No.

0931 DNC 109



Profibus

Profibus-DP-Devices, 8 IN/8 OUT | 8 IN | 16 IN/16 OUT | 16 IN

0970 PSL 650



8 IN/8 OUT Universal

Profibus-DP-Device with 8 Digital I/O Channels. Channels can be used Universally as Inputs or Outputs, M8 Socket, 3-poles, Rotary Switches for Addressing, M12 Bus Connection and M12 Power Supply.

Part No.

0970 PSL 650

0970 PSL 651



8 IN

Profibus-DP-Device with 8 Digital Inputs to Connect Standard Sensors, M8 Socket, 3-poles, Rotary Switches for Addressing, M12 Bus Connection, M12 Power Supply.

Part No.

0970 PSL 651

0970 PSL 700



16 IN/16 OUT Universal

Profibus-DP-Device with 16 Digital I/O Channels. Channels can be used Universally as Inputs or Outputs, M12 Socket, Rotary Switches for Addressing, M12 Bus Connection, 7/8" Power Supply.

Part No.

0970 PSL 700

0970 PSL 701



16 IN

Profibus-DP-Device with 16 Digital Inputs to Connect Standard Sensors, M12 Socket, Rotary Address Switches for Addressing, M12 Bus Connection, 7/8" Power Supply.

Part No.

0970 PSL 701



Profibus

Profibus-DP-Devices, 8 IN | 16 IN | 8 OUT

0970 PSL 114



8 IN

Profibus-DP-Device with 8 Digital Inputs to Connect Standard Sensors, M12 Sockets, Rotary Switches for Addressing, M12-Bus Connection and M23-Power Supply.

Part No.

0970 PSL 114

0970 PSL 213



8 IN

Profibus-DP-Device with 8 Digital Inputs to Connect Standard Sensors, M12 Sockets, Rotary Switches for Addressing and M23-Bus Connection.

Part No.

0970 PSL 213

0970 PSL 111



16 IN

Profibus-DP-Device with 16 Digital Inputs to Connect Standard Sensors, M12 Sockets, Rotary Switches for Addressing, M12-Bus Connection and M23-Power Supply.

Part No.

0970 PSL 111

0970 PSL 209



16 IN

Profibus-DP-Device with 16 Digital Inputs to Connect Standard Sensors, M12 Sockets, Rotary Switches for Addressing and M23-Bus Connection.

Part No.

0970 PSL 209

0970 PSL 112



8 OUT

Profibus-DP-Device with 8 Digital Outputs to Connect Standard Actuators, M12 Sockets, Rotary Switches for Addressing, M12 Bus Connection and M23-Power Supply.

Part No.

0970 PSL 112



Profibus

Profibus-DP-Devices, 8 OUT | 16 OUT | 8 IN/4 OUT

0970 PSL 210



8 OUT

Profibus-DP-Device with 8 Digital Outputs to Connect Standard Actuators, M12 Sockets, Rotary Switches for Addressing, M23-Bus Connection and M23-Actuator Supply.

Part No.

0970 PSL 210

0970 PSL 124



16 OUT

Profibus-DP-Device with 16 Digital Outputs (0.5 A) to Connect Standard Actuators, M12 Sockets, Rotary Switches for Addressing, M12-Bus Connection and M23-Systems-/Actuator Supply.

Part No.

0970 PSL 124

0970 PSL 215



16 OUT

Profibus-DP-Device with 16 Digital Outputs (0.5 A) to Connect Standard Actuators, M12 Sockets, Rotary Switches for Addressing, M23-Bus Connection and M23-Actuator Supply.

Part No.

0970 PSL 215

0970 PSL 113



8 IN/4 OUT

Profibus-DP-Device with 8 Digital Inputs to Connect Standard Sensors and 4 Digital Outputs to Connect Standard Actuators, M12 Sockets, Rotary Switches for Addressing, M12-Bus Connection and M23-Power Supply.

Part No.

0970 PSL 113

0970 PSL 211



8 IN/4 OUT

Profibus-DP-Device with 8 Digital Outputs to Connect Standard Actuators, M12 Sockets, Rotary Switches for Addressing, M12 Bus Connection and M23-Power Supply.

Part No.

0970 PSL 211

Profibus

Profibus-DP-Devices, 8 IN/4 OUT | 8 IN/8 OUT, Addressing Tools

0970 PSL 123



8 IN/8 OUT

Profibus-DP-Device with 8 Digital Inputs to Connect Standard Sensors and 8 Digital Outputs (0.5 A) to Connect Standard Actuators, M12 Sockets, Rotary Switches for Addressing, M12-Bus Connection and M23-Systems-/Actuator Supply.

Part No.

0970 PSL 123

0970 PSL 214



8 IN/8 OUT

Profibus-DP-Device with 8 Digital Inputs to Connect Standard Sensors and 8 Digital Outputs (0.5 A) to Connect Standard Actuators, M12 Sockets, Rotary Switches for Addressing, M23-Bus Connection and M23-Actuator Supply.

Part No.

0970 PSL 214

0903 UTL 101



Handheld Addressing Device for Bus Users of the Profibus Standard Series, Addressing via M12-I/O Connection (channel 8) of the Modules.

Part No.

0903 UTL 101

0973 PTL 201



Addressing Tool for Bus Users of the Lumberg Automation Standard Series, Addressing via M23-Bus Connection of the Modules.

Part No.

0973 PTL 201

0973 PTL 202



Addressing Tool for Bus Users of the Lumberg Automation Standard Series, Addressing via M23-Bus Connection of the Modules.

Part No.

0973 PTL 202



Profibus
Profibus-Signal Cables

0975 254 101/...M | 0975 254 102/...M | 0975 254 103/...M



Profibus Signal Cable.

0975 254 101/...M: Double-Ended Cordset with M12-Male Connector and M12-Female Connector, 5-Poles, B-Coding.

0975 254 102/...M: Single-Ended Cordset with M12-Male Connector, 5-Poles, B-Coding.

0975 254 103/...M: Single-Ended Cordset with M12-Female Connector, 5-Poles, B-Coding.

Part No.

- 0975 254 101/0,3 M
- 0975 254 101/0,6 M
- 0975 254 101/1 M
- 0975 254 101/2 M
- 0975 254 101/3 M
- 0975 254 101/5 M
- 0975 254 101/10 M
- 0975 254 101/15 M
- 0975 254 101/20 M
- 0975 254 101/25 M
- 0975 254 102/1 M
- 0975 254 102/3 M
- 0975 254 102/5 M
- 0975 254 102/10 M
- 0975 254 102/15 M
- 0975 254 103/1 M
- 0975 254 103/3 M
- 0975 254 103/5 M
- 0975 254 103/10 M
- 0975 254 103/15 M

0975 254 104/...M | 0975 254 105/...M



Profibus Signal Cable.

0975 254 104/...M: Double-Ended Cordset (molded/assembled on both sides) with M12-Female Connector, 5-Poles, B-Coding and SUBD-Male Connector, 9-Poles with Switch-On Terminating Resistor.

0975 254 105/...M: Double-Ended Cordset (molded/assembled on both sides) with M12-Male Connector, 5-Poles, B-Coding and SUBD-Male Connector, 9-Poles with Switch-On Terminating Resistor.

Part No.

- 0975 254 104/1 M
- 0975 254 104/2 M
- 0975 254 104/3 M
- 0975 254 104/5 M
- 0975 254 105/1 M
- 0975 254 105/2 M
- 0975 254 105/3 M
- 0975 254 105/5 M

0975 202 201/...M | 0975 202 202/...M



Profibus Signal Cable.

0975 202 201/...M: Double-Ended Cordset (assembled on both sides) with Two M23-Male Connectors, 12-Poles.

0975 202 202/...M: Single-Ended Cordset (assembled on one side) with One M23-Male Connector, 12-Poles.

Part No.

- 0975 202 201/0,3 M
- 0975 202 201/0,6 M
- 0975 202 201/1 M
- 0975 202 201/2 M
- 0975 202 201/3 M
- 0975 202 201/5 M
- 0975 202 201/10 M
- 0975 202 201/15 M
- 0975 202 201/20 M
- 0975 202 201/25 M
- 0975 202 202/1 M
- 0975 202 202/3 M
- 0975 202 202/5 M
- 0975 202 202/10 M
- 0975 202 202/15 M



Profibus

Profibus-DP-Power Cables

RKU E 6-203/...M



Profibus Power Supply System/Sensor Cable.

Single-Ended (molded on one side) with M23-Female Connector, 6 Poles (Pin 1, 4, 5 assigned)

– for modules with inputs-only (0970 PSL 1xx) –

Part No.

RKU E 6-203/5 M

RKU E 6-203/10 M

RKU E 6-203/15 M

RSU 6-RKU A 6-203/0,6 M | RKU A 6-203/...M



Profibus Power Supply Cable.

RSU 6-RKU A 6-203/0,6 M: Double-Ended (molded on both sides) with M23-Male Connector and M23-Female Connector, 6-Poles (Pin 1, 2, 3 assigned), 0.6 Meters.

RKU A 6-203/...M: Single-Ended (molded on one side) with M23-Female Connector, 6-Poles (Pin 1, 2, 3 assigned).

– for output/mixing modules (0970 PSL 2xx) –

Part No.

RSU 6-RKU A 6-203/0,6 M

RKU A 6-203/5 M

RKU A 6-203/10 M

RKU A 6-203/15 M

RSU 6-RKU 6-204/0,6 M | RKU 6-204/...M



Profibus Power Supply Cable.

RSU 6-RKU 6-204/0,6 M: Double-Ended (molded on both sides) with M23-Male Connector and M23-Female Connector, 6-Poles, 0.6 Meters.

RKU 6-204/...M: Single-Ended (molded on one side) with M23-Female Connector, 6-Poles.

Part No.

RSU 6-RKU 6-204/0,6 M

RKU 6-204/5 M

RKU 6-204/10 M

RKU 6-204/15 M

0905 204 302/0,6 M | 0905 204 301/...M | 0905 204 303/...M



Profibus Power Supply Cable.

0905 204 302/0,6 M: Double-Ended (molded on both sides) with 7/8"-Male Connector and 7/8"-Female Connector, 5-Poles, 0.6 Meters.

0905 204 301/...M: Single-Ended (molded on one side) with 7/8"-Female Connector, 5-Poles.

0905 204 303/...M: Single-Ended (molded on one side) with 7/8"-Male Connector, 5-Poles.

Part No.

0905 204 302/0,6 M

0905 204 301/5 M

0905 204 301/10 M

0905 204 301/15 M

0905 204 303/5 M

0905 204 303/10 M

0905 204 303/15 M



Profibus

Profibus-DP-Power Cables, Splitters, Receptacles

0905 204 309/0,6 M | 0905 204 308/...M | 0905 204 310/...M



Profibus Power Supply Cable.

0905 204 309/0,6 M: Double-Ended (molded on both sides) with 7/8"-Male 90° Connector and 7/8"-Female 90° Connector, 5-Poles, 0.6 Meters.

0905 204 308/...M: Single-Ended (molded on one side) with 7/8"-Female 90° Connector, 5-Poles.

0905 204 310/...M: Single-Ended (molded on one side) with 7/8"-Male 90° Connector, 5-Poles.

Part No.

0905 204 309/0,6 M

0905 204 308/5 M

0905 204 308/10 M

0905 204 308/15 M

0905 204 310/5 M

0905 204 310/10 M

0905 204 310/15 M

0906 UTP 201



M23-Female - 2xM23 Male/Male

T-Splitter, 6-Poles with One M23 Female, and Two M23 Male Connectors, IP 67 Rated.

Part No.

0906 UTP 201

0906 UTP 202



M23-Female - 2xM23 Male/Female

T-Splitter, 12-Poles with One M23 Female, One M23 Male and One M23 Female Connector, IP 67 Rated.

Part No.

0906 UTP 202

0976 PMC 151



Receptacle Connector, M12 Male, 5-Poles, For Front Mounting, Adjustable, Assembled Stranded Wire, Solder Contacts Potted with Epoxy, Chassis Side Thread M16 x 1.5 Screw Connection, IP 67 Rated.

Part No.

0976 PMC 151

0976 PFC 151



Receptacle Connector, M12 Female, 5-Poles, B Coding, For Front Mounting, Adjustable, Assembled Stranded Wire, Potted with Epoxy, Chassis Side Thread M16 x 1.5 Screw Connection IP 67 Rated.

Part No.

0976 PFC 151

Profibus

Profibus-DP-Receptacles, Field Attachable Connectors

0976 PMC 152


Receptacle Connector, M12 Male, 5-Poles, B-Coding, For Front Mounting, Print Contacts, Chassis Side Thread PG 9.

Part No.

0976 PMC 152

0976 PFC 152


Receptacle Connector, M12 Female, 5-Pole, B-Coding, For Front Mounting, Printed Contacts, Chassis Side Thread PG 9 (Panel Nut RSKF 9).

Part No.

0976 PFC 152

0976 PMC 101

M12 Field Attachable, Male Straight

Field Attachable Connector, M12 Male Straight, 5-Poles, B-Coding with Threaded Joint, Shieldable, Assembling with Screw Terminals. IP 67 Rated.

Part No.

0976 PMC 101

– especially suitable for Profibus Signal Cable:
 0975 254 000/...M –

Screw Joints for Cables

All: Ø 4,0-9,0 mm

0976 PFC 101

M12 Field Attachable, Female Straight

Field Attachable Connector, M12 Female Straight, 5-Poles, B-Coding with Threaded Joint, Shieldable, Assembling with Screw Terminals. IP 67 Rated.

Part No.

0976 PFC 101

– especially suitable for Profibus Signal Cable:
 0975 254 000/...M –

Screw Joints for Cables

All: Ø 4,0-9,0 mm

0976 PMC 102

M12 Field Attachable, Male Straight

Field Attachable Connector, M12 Male Straight, 5-Poles, B-Coding with Threaded Joint, Shieldable, Assembling with Spring-Type Terminals. IP 67 Rated.

Part No.

0976 PMC 102

– especially suitable for Profibus Signal Cable:
 0975 254 000/...M –

Screw Joints for Cables

All: Ø 4,0-9,0 mm



Profibus
Profibus-DP-Field Attachable Connectors

0976 PFC 102



M12 Field Attachable, Male Straight

Field Attachable Connector, M12 Male Straight, 4-Poles, B-Coding with Threaded Joint, Shieldable, Assembling with Spring-Type Terminals. IP 67 Rated.

– especially suitable for Profibus Signal Cable:
0975 254 000/...M –

Screw Joints for Cables

All: Ø 4,0-9.0 mm

Part No.

0976 PFC 102

0906 UMC 201



M23 Field Attachable, Male Straight

Field Attachable Connector, M23 Male Straight, 6-Poles with Threaded Joint, Assembling with Solder Connections. IP 67 Rated.

– Especially suitable for power supply Profibus applications –

Screw Joints for Cables

Ø 10,5 mm

Part No.

0906 UMC 201

0906 UFC 201 | 0906 UFC 202



M23 Field Attachable, Female Straight

Field Attachable Connector, M23 Female Straight, 6-Poles, 0906 UFC 201: Assembling with Solder Connections, 0906 UFC 202: Assembling with Screw Terminals, IP 67 Rated.

– Especially suitable for power supply Profibus applications –

Screw Joints for Cables

Ø 10,5 mm

Part No.

0906 UFC 201

0906 UFC 202

0976 PMC 201



M23 Field Attachable, Male Straight

Field Attachable Connector, M23 Male Straight, 12-Poles with Threaded Joint, Assembling with Solder Connections, IP 67 Rated.

– Especially suitable for Profibus signal cable:
0975 202 000/...M –

Screw Joints for Cables

Ø 14,5 mm

Part No.

0976 PMC 201



Profibus

Profibus-DP-Field Attachable Connectors, Accessories

0976 PMC 202



M23 Field Attachable, Male Straight

Field Attachable Connector, M23 Male Straight, 12-Poles with Threaded Joint, Assembling with Solder Connections, IP 67 Rated.

– Especially suitable for Profibus signal cable:
0975 254 000/...M –

Screw Joints for Cables

Ø 10,5 mm

Part No.

0976 PMC 202

0976 PMC 501



M23 Field Attachable, Male Straight

Field Attachable Connector, SUBD Male, 9-Poles for Profibus, switch-on terminating resistor, Assembling with Screw Terminals, IP 67 Rated.

Part No.

0976 PMC 501

0979 PTX 101



Profibus Terminating Resistor, M12-Male Connector, 4-Poles, B-Coding.

Part No.

0979 PTX 101

0979 PTX 201




Profibus Terminating Resistor for M23-Bus Connection, 12-Poles.

Part No.

0979 PTX 201

ZVK 2



Dust Cover M23

Dust Cover for Unused M23 Male Connectors.

Part No.

ZVK 2



CANopen

CANopen-Devices, 8 IN/8 OUT Universal | 8 IN | 16 IN

0930 CSL 650



8 IN/8 OUT Universal

CANopen Device with 8 Digital I/O Channels, Channels can be Used Universally as Inputs or Outputs, M8-Sockets, 3-Poles, Rotary Switches for Addressing, M12-Bus Connection and M12-Actuator Supply.

Part No.

0930 CSL 650

0930 CSL 651



8 IN

CANopen Device with 8 Digital Inputs to Connect Standard Sensors, M8-Sockets, 3-Poles, Rotary Switches for Addressing, M12-Bus Connection.

Part No.

0930 CSL 651

0930 CSL 108



16 IN (p)

CANopen Device with 16 Digital Inputs (p-switching) to Connect Standard Sensors, M12-Sockets, Rotary Switches for Addressing, M12-Bus Connection.

Part No.

0930 CSL 108

0930 CSL 109



16 IN (n)

CANopen Device with 16 Digital Inputs (n-switching) to Connect Standard Sensors, M12-Sockets, Rotary Switches for Addressing, M12-Bus Connection.

Part No.

0930 CSL 109

CANopen

CANopen-Devices, 8 OUT | 16 OUT | 8 IN/8 OUT, Signal Cables

0930 CSL 107



8 OUT

CANopen Device with 8 Digital Outputs (2 A) to Connect Standard Actuators, M12-Sockets, Rotary Switches for Addressing, M12-Bus Connection and 7/8"-Actuator Supply.

Part No.

0930 CSL 107

0930 CSL 114



16 OUT

CANopen Device with 16 Digital Outputs (0.5 A) to Connect Standard Actuators, M12-Sockets, Rotary Switches for Addressing, M12-Bus Connection and 7/8"-Actuator Supply.

Part No.

0930 CSL 114

0930 CSL 113



8 IN/8 OUT

CANopen Device with 8 Digital Inputs to Connect Standard Sensors and 8 Digital Outputs (0.5 A) to Connect Standard Actuators, M12-Sockets, Rotary Switches for Addressing, M12-Bus Connection and 7/8"-Actuator Supply.

Part No.

0930 CSL 113

0935 253 103/...M | 0935 253 104/...M | 0935 253 105/...M



CAN-/DeviceNet-Thin Cable

0935 253 103/...M: Double-Ended with M12 Male Connector and M12 Female Connector, 5-Poles.

0935 253 104/...M: Single-Ended with M12 Male Connector, 5-Poles.

0935 253 105/...M: Single-Ended with M12 Female Connector, 5-Poles.

Part No.

0935 253 103/0,3 M 0935 253 104/1 M

0935 253 103/0,6 M 0935 253 104/3 M

0935 253 103/1 M 0935 253 104/5 M

0935 253 103/2 M 0935 253 104/10 M

0935 253 103/3 M 0935 253 104/15 M


0935 253 103/5 M 0935 253 105/1 M

0935 253 103/10 M 0935 253 105/3 M

0935 253 103/15 M 0935 253 105/5 M

0935 253 103/20 M 0935 253 105/10 M

0935 253 103/25 M 0935 253 105/15 M



CANopen

CANopen-Signal and Power Supply Cables

0935 253 101/...M



CAN-/DeviceNet-Thin Cable
 Double-Ended with 7/8" Male Connector and M12 Female Connector, 5-Poles.

Part No.	
0935 253 101/1 M	
0935 253 101/2 M	
0935 253 101/3 M	
0935 253 101/5 M	

0935 253 102/...M



CAN-/DeviceNet-Thin Cable
 Double-Ended with M12 Male Connector and 7/8" Female Connector, 5-Poles.

Part No.	
0935 253 102/1 M	
0935 253 102/2 M	
0935 253 102/3 M	
0935 253 102/5 M	

0935 253 301/...M | 0935 253 302/...M | 0935 253 303/...M



CAN-/DeviceNet-Thin Cable
 0935 253 301/...M: Double-Ended with 7/8" Male Connector and 7/8" Female Connector, 5-Poles.
 0935 253 302/...M: Single-Ended with 7/8" Male Connector, 5-Poles.
 0935 253 303/...M: Single-Ended with 7/8" Female Connector, 5-Poles.

Part No.	
0935 253 301/1 M	
0935 253 301/3 M	
0935 253 301/5 M	
0935 253 302/1 M	
0935 253 302/3 M	
0935 253 302/5 M	
0935 253 303/1 M	
0935 253 303/3 M	

0935 613 301/...M | 0935 613 302/...M | 0935 613 303/...M



CAN-/DeviceNet-Thick Trunk Cable
 0935 613 301/...M: Double-Ended with 7/8" Male Connector, External Threads and 7/8" Female Connector, 5-Poles.
 0935 613 302/...M: Single-Ended with 7/8" Male Connector, External Threads, 5-Poles.
 0935 613 303/...M: Single-Ended with 7/8" Female Connector, 5-Poles.

Part No.	
0935 613 301/2 M	0935 613 303/1 M
0935 613 301/3 M	0935 613 303/2 M
0935 613 301/4 M	0935 613 303/3 M
0935 613 301/5 M	0935 613 303/4 M
0935 613 302/0.3 M	0935 613 303/5 M
0935 613 302/1 M	
0935 613 302/2 M	
0935 613 302/3 M	
0935 613 302/4 M	
0935 613 302/5 M	

0905 203 302/0,6 M | 0905 203 301/...M



Power Supply Cable
 0905 203 302/0,6 M: Double-Ended Cordset with 7/8" Male Connector and 7/8" Female Connector, 3 Poles, 0.6 Meters
 0905 203 301/...M: Single-Ended Cordset with 7/8" Female Connector, 3 Poles

Part No.	
0905 203 302/0,6 M	
0905 203 301/5 M	
0905 203 301/10 M	
0905 203 301/15 M	



CANopen

CANopen-Terminating Resistors

0939 CTX 101



CAN-/DeviceNet Terminating Resistor, M12 Male Connector, 5 Poles.

Part No.

0939 CTX 101

0939 CTX 102



CAN-/DeviceNet Terminating Resistor, M12 Female Connector, 5 Poles.

Part No.

0939 CTX 102

0939 CTX 301



CAN-/DeviceNet Terminating Resistor, 7/8" Male Connector, 5 Poles.

Part No.

0939 CTX 301


0939 CTX 302



CAN-/DeviceNet Terminating Resistor, 7/8" Female Connector, 5 Poles.

Part No.

0939 CTX 302



Interbus

Interbus-Devices, 8 IN | 16 IN | 8 OUT

0950 ISL 205



8 IN

Interbus-Device: Remote Bus Terminal with Integrated Branch for an Installation Remote Bus and 8-Digital-Inputs to Connect Standard Sensors, M12-Sockets and M23-Bus Connection.

Part No.

0950 ISL 205

0950 ISL 202



8 IN

Interbus-Device: Installation Remote Bus with 8-Digital-Inputs to Connect Standard Sensors, M12-Sockets and M23-Bus Connection.

Part No.

0950 ISL 202

0950 ISL 204



16 IN

Interbus-Device: Installation Remote Bus with 16-Digital-Inputs to Connect Standard Sensors, M12-Sockets and M23-Bus Connection.

Part No.

0950 ISL 204

0950 ISL 201



8 OUT

Interbus-Device: Installation Remote Bus with 8-Digital-Outputs to Connect Standard Actuators, M12-Sockets and M23-Bus Connection.

Part No.

0950 ISL 201

0950 ISL 207



8 OUT

Interbus-Device: Installation Remote Bus with 8-Digital-Outputs (2 A) to Connect Standard Actuators without Actuator Low Voltage Report, M12-Sockets and M23-Bus Connection.

Part No.

0950 ISL 207

Interbus

Interbus-Devices, 8 IN/4 OUT, Bus Cables

0950 ISL 203



8 IN/4 OUT

Interbus-Device: Installation Remote Bus with 8-Digital Inputs to Connect Standard Sensors and 4-Digital-Outputs (2 A) to Connect Standard Actuators, M12-Sockets and M23-Bus Connection.

Part No.

0950 ISL 203

0950 ISL 209



8 IN/4 OUT

Interbus-Device: Installation Remote Bus with 8-Digital Inputs to Connect Standard Sensors and 4-Digital-Outputs (2 A) to Connect Standard Actuators without Actuator Low Voltage Report, M12-Sockets and M23-Bus Connection.

Part No.

0950 ISL 209

0955 283 201/...M | 0955 283 202/...M / 0955 283 203/...M



Interbus Installation Remote Bus Cable

0955 283 201/...M: Double-Ended Cordset (assembled on both sides) with M23 Male Connector and M23 Female Connector, 9-Poles.

0955 283 202/...M: Single Ended Cordset (assembled on one side) with M23 Male Connector, 9-Poles.

0955 283 203/...M: Single Ended Cordset (assembled on one side) with M23-Female Connector, 9-Poles.

Part No.

0955 283 201/0,3 M	0955 283 202/1 M
0955 283 201/0,6 M	0955 283 202/3 M
0955 283 201/1 M	0955 283 202/5 M
0955 283 201/2 M	0955 283 202/10 M
0955 283 201/3 M	0955 283 202/15 M
0955 283 201/5 M	0955 283 203/1 M
0955 283 201/10 M	0955 283 203/3 M
0955 283 201/15 M	0955 283 203/5 M
0955 283 201/20 M	0955 283 203/10 M
0955 283 201/25 M	0955 283 203/15 M

0955 284 201/...M | 0955 284 202/...M / 0955 284 203/...M



Interbus Remote Bus Cable


0955 284 201/...M: Double-Ended Cordset (assembled on both sides) with M23 Male Connector and M23 Female Connector, 9-Poles.

0955 284 202/...M: Single Ended Cordset (assembled on one side) with M23 Male Connector, 9-Poles.

0955 284 203/...M: Single Ended Cordset (assembled on one side) with M23-Female Connector, 9-Poles.

Part No.

0955 284 201/0,3 M	0955 284 202/1 M
0955 284 201/0,6 M	0955 284 202/3 M
0955 284 201/1 M	0955 284 202/5 M
0955 284 201/2 M	0955 284 202/10 M
0955 284 201/3 M	0955 284 202/15 M
0955 284 201/5 M	0955 284 203/1 M
0955 284 201/10 M	0955 284 203/3 M
0955 284 201/15 M	0955 284 203/5 M
0955 284 201/20 M	0955 284 203/10 M
0955 284 201/25 M	0955 284 203/15 M



Interbus

Interbus-Bus Cables and Power Supply Cables

0955 284 204/...M



Interbus Remote Bus Cable

Double-Ended Cordset (assembled on both sides) with M23-Female Connector and SUBD- Male Connector, 9-Poles.

Part No.

- 0955 284 204/1 M
- 0955 284 204/2 M
- 0955 284 204/3 M
- 0955 284 204/5 M

RSU 6-RKU A 6-203/0,6 M | RKU A 6-203/...M



Profibus Power Supply Cable.

RSU 6-RKU A 6-203/0,6 M: Double-Ended (molded on both sides) with M23-Male Connector and M23-Female Connector, 6-Poles (Pin 1, 2, 3 assigned), 0.6 Meters.

RKU A 6-203/...M: Single-Ended (molded on one side) with M23-Female Connector, 6-Poles (Pin 1, 2, 3 assigned).

Part No.

- RSU 6-RKU A 6-203/0,6 M
- RKU A 6-203/5 M
- RKU A 6-203/10 M
- RKU A 6-203/15 M

RSU 6-RKU 6-204/0,6 M | RKU 6-204/...M



Profibus Power Supply Cable.

RSU 6-RKU 6-204/0,6 M: Double-Ended (molded on both sides) with M23-Male Connector and M23-Female Connector, 6-Poles, 0.6 Meters.

RKU 6-204/...M: Single-Ended (molded on one side) with M23-Female Connector, 6-Poles.

Part No.

- RSU 6-RKU 6-204/0,6 M
- RKU 6-204/5 M
- RKU 6-204/10 M
- RKU 6-204/15 M



Industrial Ethernet

Ethernet-Switches and Adapters

0982 EEC 100



Ethernet-Switch, IP 67, 5-Port Unmanaged Switch for 10/100 Mbaud Transmission Rates, M12-Sockets, 4-Poles, D-Coding, M12 Power Supply, 5-Poles Standard Coding.

– suitable for Ethernet/IP or ProfiNet applications –

Part No.

0982 EEC 100

0982 EEC 101



Ethernet-Switch, IP 67, 5-Port Unmanaged Switch for 10/100 Mbaud Transmission Rates, M12-Sockets, 8-Poles, M12 Power Supply, 5-Poles Standard Coding.

– suitable for Modbus/TCP applications –

Part No.

0982 EEC 101

0981 ENC 100



Ethernet-Panel-Mount-Adapter, M12-Female, D-Coding Connector, Chasis Side Thread PG 9, RJ45-Female Connctor 90°.

– suitable for Ethernet/IP or ProfiNet applications –

Part No.

0981 ENC 100

0981 ENC 102



Ethernet-Panel-Mount-Adapter, M12-Female, 8-Pole Connector, Chasis Side Thread PG 9, RJ45-Female Connctor 90°.

– suitable for Modbus/TCP applications –

Part No.

0981 ENC 102

0985 342 100/...M



Industrial Ethernet Double-Ended Data Cable (molded on both sides) According to PROFINet Type C with M12-Male Connectors, D-Coding.

0985 342 100/...M: 4-Pin, M12 Straight Male to M12 Straight Male, IP 65/ IP 67 Rated.

– suitable for PROFINet applications –

Part No.

0985 342 100/1 M

0985 342 100/2 M

0985 342 100/3 M

0985 342 100/5 M



Industrial Ethernet
Ethernet-Data Cables-for PROFINet Applications

0985 342 104/...M



Industrial Ethernet Double-Ended Data Cable According to PROFINet Type C with M12-Male Connector, D-Coding and RJ45-Male Connector.
0985 342 104/...M: 4-Pin, M12 to RJ45-Male, IP 65/ IP 67 Rated.
– suitable for PROFINet applications –

Part No.	
0985 342 104/0.5 M	
0985 342 104/1 M	
0985 342 104/2 M	
0985 342 104/5 M	
0985 342 104/10 M	

0985 342 500



Industrial Ethernet Double-Ended Data Cable According to PROFINet Type C with RJ45- to RJ45-Male Connectors.
0985 342 500/...M: 4-Pin, RJ45 to RJ45, IP 65/ IP 67 Rated.
– suitable for PROFINet applications –

Part No.	
0985 342 500/0.5 M	
0985 342 500/1 M	
0985 342 500/2 M	
0985 342 500/5 M	
0985 342 500/10 M	

Industrial Ethernet
Ethernet-Data Cables-Moderate Flex, 4-Twisted Pair, 24 AWG Solid, Shielded, PVC Jacket

0985 609 100/...M | 0985 609 101/...M |



Industrial Ethernet Double-Ended Data Cables (molded on both sides) 4-Twisted Pair, 24 AWG Solid, PVC Teal Jacket, Moderate-Flex and Shielded, Standard Coding.
0985 609 100/...M: 8-Pin, M12-Male Straight to M12-Male Straight, IP 67 Rated.
0985 609 101/...M: 8-Pin, M12-Male Straight to M12-Male Straight with Cross-Over Wire.

Part No.	
0985 609 100/0.5 M	0985 609 101/0.5 M
0985 609 100/1 M	0985 609 101/1 M
0985 609 100/2 M	0985 609 101/2 M
0985 609 100/5 M	0985 609 101/5 M
0985 609 100/10 M	
0985 609 100/15 M	
0985 609 100/20 M	
0985 609 100/25 M	
0985 609 100/30 M	
0985 609 100/35 M	
0985 609 100/40 M	
0985 609 100/45 M	
0985 609 100/50 M	

0985 609 500/...M



Industrial Ethernet Double-Ended Data Cables, 4-Twisted Pair, 24 AWG Solid, PVC Teal Jacket, Moderate-Flex and Shielded, Standard Coding.
0985 609 500/...M: 8-Pin, RJ45 to RJ45, IP 20 Rated.

Part No.	
0985 609 500/0.5 M	
0985 609 500/1 M	
0985 609 500/2 M	
0985 609 500/5 M	
0985 609 500/10 M	

Industrial Ethernet

Ethernet-Data Cables-High Flex, 4-Twisted Pair, 24 AWG Stranded, Shielded, PVC Cable

0985 656 100/...M | 0985 656 101/...M



Industrial Ethernet Double-Ended Data Cables (molded on both sides) 4-Twisted Pair, 24 AWG Stranded, PVC Teal Jacket, High-Flex and Shielded, Standard Coding.

0985 656 100/...M: 8-Pin, M12-Male Straight to M12-Male Straight, IP 67 Rated.

0985 656 101/...M: 8-Pin, M12-Male Straight to M12-Male Straight with Cross-Over Wire, IP 67 Rated.

Part No.

0985 656 100/0.5 M	0985 656 101/0.5 M
0985 656 100/1 M	0985 656 101/1 M
0985 656 100/2 M	0985 656 101/2 M
0985 656 100/5 M	0985 656 101/5 M
0985 656 100/10 M	
0985 656 100/15 M	
0985 656 100/20 M	
0985 656 100/25 M	
0985 656 100/30 M	
0985 656 100/35 M	
0985 656 100/40 M	
0985 656 100/45 M	
0985 656 100/50 M	

0985 656 103/...M



Industrial Ethernet Double-Ended Data Cables, 4-Twisted Pair, 24 AWG Stranded, PVC Teal Jacket, High-Flex and Shielded, Standard Coding.

0985 656 103/...M: 8-Pin, M12 Straight to RJ45, IP 65/ IP 67 Rated.

Part No.

0985 656 103/0.5 M
0985 656 103/1 M
0985 656 103/2 M
0985 656 103/5 M
0985 656 103/10 M

0985 656 104



Industrial Ethernet Double-Ended Data Cables, 4-Twisted Pair, 24 AWG Stranded, PVC Teal Jacket, High-Flex and Shielded, Standard Coding.

0985 656 104/...M: 8-Pin, RJ45 to M12-Female Receptacle, IP 65/IP 67 Rated.

Part No.

0985 656 104/0.5 M
0985 656 104/1 M
0985 656 104/2 M
0985 656 104/5 M
0985 656 104/10 M

0985 656 500



Industrial Ethernet Double-Ended Data Cables, 4-Twisted Pair, 24 AWG Stranded, PVC Teal Jacket, High-Flex and Shielded, Standard Coding.

0985 656 500/...M: 8-Pin, RJ45 to RJ45, IP 65 Rated.

Part No.

0985 656 500/0.5 M
0985 656 500/1 M
0985 656 500/2 M
0985 656 500/5 M
0985 656 500/10 M



Industrial Ethernet

Ethernet-Data Cables-High Flex, 2-Twisted Pair, 24 AWG Stranded, Unshielded, PVC Cable

0985 706 100/...M | 0985 706 101/...M |



Industrial Ethernet Double-Ended Data Cables (molded on both sides) 2-Twisted Pair, 24 AWG Stranded, PVC Teal Jacket, High-Flex, Unshielded, Standard Coding.

0985 706 100/...M: 8-Pin, M12-Male Straight to M12-Male Straight, IP 67 Rated.

0985 706 101/...M: 8-Pin, M12-Male Straight to M12-Male Straight with Cross-Over Wire, IP 67 Rated.

Part No.	
0985 706 100/0.5 M	0985 706 101/0.5 M
0985 706 100/1 M	0985 706 101/1 M
0985 706 100/2 M	0985 706 101/2 M
0985 706 100/5 M	0985 706 101/5 M
0985 706 100/10 M	
0985 706 100/15 M	
0985 706 100/20 M	
0985 706 100/25 M	
0985 706 100/30 M	
0985 706 100/35 M	
0985 706 100/40 M	
0985 706 100/45 M	
0985 706 100/50 M	

0985 706 103/...M



Industrial Ethernet Double-Ended Data Cables, 2-Twisted Pair, 24 AWG Stranded, PVC Teal Jacket, High-Flex, Unshielded, Standard Coding.

0985 706 103/...M: 8-Pin, M12 Straight to RJ45, IP 65/ IP 67 Rated.

Part No.	
0985 706 103/0.5 M	
0985 706 103/1 M	
0985 706 103/2 M	
0985 706 103/5 M	
0985 706 103/10 M	

0985 706 104



Industrial Ethernet Double-Ended Data Cables, 2-Twisted Pair, 24 AWG Stranded, PVC Teal Jacket, High-Flex, Unshielded, Standard Coding.

0985 706 104/...M: 8-Pin, RJ45 to M12-Female Receptacle, IP 65/IP 67 Rated.

Part No.	
0985 706 104/0.5 M	
0985 706 104/1 M	
0985 706 104/2 M	
0985 706 104/5 M	
0985 706 104/10 M	

0985 706 500



Industrial Ethernet Double-Ended Data Cables, 2-Twisted Pair, 24 AWG Stranded, PVC Teal Jacket, High-Flex, Unshielded, Standard Coding.

0985 706 500/...M: 8-Pin, RJ45 to RJ45, IP 65 Rated.

Part No.	
0985 706 500/0.5 M	
0985 706 500/1 M	
0985 706 500/2 M	
0985 706 500/5 M	
0985 706 500/10 M	

Industrial Ethernet



Industrial Ethernet

Ethernet-Data Cables-Moderate Flex, 4-Twisted Pair, 26 AWG Stranded, Shielded, PUR Halogen-Free Cable

0985 S3667 100/...M | 0985 S3667 101/...M |



Industrial Ethernet Double-Ended Data Cables (molded on both sides) 4-Pair, PUR Halogen-Free Blue Jacket with Foil and Braid Shield, Standard Coding.

0985 S3667 100/...M: 8-Pin, M12-Male Straight to M12-Male Straight, IP 67 Rated.

0985 S3667 101/...M: 8-Pin, M12-Male Straight to M12-Male Straight with Cross-Over Wire.

Part No.

0985 S3667 100/0.5 M	0985 S3667 101/0.5 M
0985 S3667 100/1 M	0985 S3667 101/1 M
0985 S3667 100/2 M	0985 S3667 101/2 M
0985 S3667 100/5 M	0985 S3667 101/5 M
0985 S3667 100/10 M	
0985 S3667 100/15 M	
0985 S3667 100/20 M	
0985 S3667 100/25 M	
0985 S3667 100/30 M	
0985 S3667 100/35 M	
0985 S3667 100/40 M	
0985 S3667 100/45 M	
0985 S3667 100/50 M	

0985 S3667 500/...M



Industrial Ethernet Double-Ended Data Cables, 4-Pair, PUR Halogen-Free Blue Jacket with Foil and Braid Shield, Standard Coding.

0985 S3667 500/...M: 8-Pin, RJ45 to RJ45, IP 65 Rated.

Part No.

0985 S3667 500/0.5 M
0985 S3667 500/1 M
0985 S3667 500/2 M
0985 S3667 500/5 M
0985 S3667 500/10 M



Industrial Ethernet

Ethernet-Data Cables-Moderate Flex, 2-Twisted Pair, 26 AWG Stranded, Shielded, PUR Halogen-Free Cable

0985 S4549 100/...M



Industrial Ethernet Double-Ended Data Cables (molded on both sides) 2-Twisted Pair, 26 AWG Stranded, PUR Halogen-Free, Blue Jacket with Foil and Braid Shield, D-Coding.
0985 S4549 100/...M: 4-Pin, M12-Male Straight to M12-Male Straight, IP 67 Rated.

Part No.
0985 S4549 100/0.5 M
0985 S4549 100/1 M
0985 S4549 100/2 M
0985 S4549 100/5 M
0985 S4549 100/10 M
0985 S4549 100/15 M
0985 S4549 100/20 M
0985 S4549 100/25 M
0985 S4549 100/30 M
0985 S4549 100/35 M
0985 S4549 100/40 M
0985 S4549 100/45 M
0985 S4549 100/50 M

0985 S4549 103/...M



Industrial Ethernet Double-Ended Data Cables, 2-Twisted Pair, 26 AWG Stranded, PUR Halogen-Free, Blue Jacket with Foil and Braid Shield, D-Coding.
0985 S4549 103/...M: 4-Pin, M12 Straight to RJ45, IP 65/ IP 67 Rated.

Part No.
0985 S4549 103/0.5 M
0985 S4549 103/1 M
0985 S4549 103/2 M
0985 S4549 103/5 M
0985 S4549 103/10 M

0985 S4549 104



Industrial Ethernet Double-Ended Data Cables, 2-Twisted Pair, 26 AWG Stranded, PUR Halogen-Free, Blue Jacket with Foil and Braid Shield, D-Coding.
0985 S4549 104/...M: 4-Pin, RJ45 to M12-Female Receptacle, IP 65/IP 67 Rated.

Part No.
0985 S4549 104/0.5 M
0985 S4549 104/1 M
0985 S4549 104/2 M
0985 S4549 104/5 M
0985 S4549 104/10 M

0985 S4549 500



Industrial Ethernet Double-Ended Data Cables, 2-Twisted Pair, 26 AWG Stranded, PUR Halogen-Free, Blue Jacket with Foil and Braid Shield, D-Coding.
0985 S4549 500/...M: 8-Pin, RJ45 to RJ45, IP 65 Rated.

Part No.
0985 S4549 500/0.5 M
0985 S4549 500/1 M
0985 S4549 500/2 M
0985 S4549 500/5 M
0985 S4549 500/10 M

Industrial Ethernet



Industrial Ethernet Ethernet-Accessories

0986 EMC 102



M12 Field Attachable, Male Straight

Field Attachable Connector, M12 Male Straight, 4-Poles with Threaded Joint, Shieldable, Assembling with Spring-Type Terminals. IP 67 Rated.

0986 EMC 102: 4-Poles (only), D Coding, especially designed for Industrial Ethernet and Profinet data cable 0985 342 00/...M

Screw Joints for Cables

All: \varnothing 4,0-9.0 mm

Part No.

0986 EMC 102

0986 EFC 151 A



Receptacle Connector, M12 Female, 4-Poles, D Coding, For Front Mounting, Adjustable, Assembled Stranded Wire, Potted with Epoxy, Chassis Side Thread M16 x 1.5 Screw Connection IP 67 Rated.

Part No.

0986 EFC 151 A

0986 EFC 152




Receptacle Connector, M12 Female, 4-Pole, D-Coding, For Rear Mounting, Printed Contacts, Chassis Side Thread PG 9 (Panel Nut RSKF 9).

0986 EFC 152: 4 Poles, D Coding

Part No.

0986 EFC 152



References

Glossary of Terms

A

Abrasion Resistance

The ability of wire or cable to resist wear and tear to the surface.

AC (Alternating Current)

See Alternating Current.

ACR (Attenuation Cross Talk Ratio)

Attenuation Cross Talk Ratio – the difference between attenuation and cross talk measured in decibel at a given frequency.

AF (Audio Frequency)

AM (Amplitude Modulation)

Alternating Current (AC or a.c.)

Electrical current, which changes magnitude and direction in a regular periodic way and is often described by the formula $I(t) = I_0 \sin(\omega t + \phi)$, where I_0 is the peak value or amplitude of the current, I_0 is the angular frequency, ϕ is the phase constant and $(\omega t + \phi)$ is called the phase of the current.

American Society for Testing and Materials

See ASTM.

Ambient Temperature

The temperature of a medium (gas or liquid) surrounding an object.

American Wire Gauge (AWG)

The U.S. standard system to specify size of electrical wiring.

AMP (A) (Ampere)

A unit of measure for electrical current.

Ampere (A)

The unit of current. One ampere is the current flowing through one ohm of resistance at one volt potential.

Amplitude Modulation (AM)

ANSI (American National Standards Institute)

Appliance Wiring Material (AWM). UL designation for cable intended for use in the appliance wiring industry.

Armored Cable

A cable provided with a wrapping of metal providing for mechanical protection.

ASTM (American Society for Testing and Materials)

Acronym for American Society for Testing and Materials – a standards organization, which suggests test methods, definitions or practices.

Audio Frequency (AF) – 20 – 20,000 cycles per second

AUTO

Automotive Industry Wiring Color Code for conductors.

AWG (American Wire Gauge)

A numerical standard used to refer to the diameter cross-sectional area of a wire. Smaller numbers refer to larger cross sectional areas. Is sometimes referred to as the Brown and Sharpe (B&S) wire gauge.

B

Binder

A spirally wrapped tape or thread used for holding assembled cable components in place awaiting subsequent manufacturing operations.

BNC (Bayonet Neil Concelman)

A coaxial connector used exclusively in video and RF applications.

Braid

A metal mesh or screen material, usually copper, which is used in a cable to shield against electrical interference and reinforces the cable jacket against damage.

Bridge Rectifier

An electrical device made up of four diodes, performing the function of full wave rectification (converts the full AC sine wave to DC).

C

Cable

Either a stranded conductor with or without insulation and other coverings (single conductor cable), or a combination of conductors insulated from one another (multiple conductor cable).

Capacitor

An electronic device, which can be used to store an electric charge or to allow alternating current to flow. The ideal capacitor will not allow steady state or DC current to flow. The capacitor is used in many applications such as transient suppression, electrical noise filtering, timing circuits, etc.

CATV (Community Antenna Television)

CCTV (Closed Circuit Television)

CEC (Canadian Electrical Code)

Canadian version of USNEC.

Color Code

Used to identify wires or circuits by color, utilizing solid colors, tracers, braids, and other surface printing.

Conductivity

The ability of a material to allow electrons to flow, measured by the current per unit of voltage applied. It is the reciprocal of resistivity.

Conductor

A material that can easily conduct the flow of electrical current. Metals are considered to be good conductors for carrying electrical current.

Connector

A device used to provide rapid connect or disconnect for electrical cable and wire terminations.

Connector Insert

Insulating device that holds the contacts in their proper location.

Contact

The parts of a connector that carries the electrical current through the circuit.

Contact Holder

Insulating device that holds the contacts in their proper position.

Control Cable

A term sometimes used to describe the cable that runs between the PLC and a distribution box (Lumberg ASB or ZV product).

Cord

A small and flexible insulated cable.

CPE (Chlorinated Polyethylene)

A flexible synthetic rubber material with high tear strength and provides good resistance to most inorganic chemicals. It is inherently difficult to ignite.

CPU (Central Processing Unit)

Creepage

Refers to the conduction of electricity across the surface of a dielectric.

Crimp Termination

A connection, in which a metal sleeve is secured to a conductor by mechanically crimping the sleeve with pliers, presses or automated crimping machines.

CRT (Cathode Ray Tube)

CSA (Canadian Standards Association)

The Canadian equivalent to the Underwriters Laboratories organization.



References

Glossary of Terms

Current (I)

This is the rate in which electricity is transferred. Practical unit is the ampere, which represents the transfer of one coulomb per second. In a simple circuit, current (I) produced by a cell or electromotive force (E) when there is an external resistance (R) and internal resistance (r) is: $I = E / (R + r)$.

Current Carrying Capacity

The maximum current a conductor can safely carry without exceeding its insulation and jacket temperature limitations.

Current Surge

This is a short-term (transient) condition causing a larger than normal amount of current to flow through a conductor. A current surge can often cause damage to an electrical device if it is not properly protected.

Cut-Through Resistance

The ability of a material to withstand mechanical pressure, usually a sharp edge or small bend radius, without separation.

D

dB (Decibel)

Used to express acoustical power.

DC (Direct Current)

Electrical current that flows in one direction only.

Dielectric Strength

The voltage that an insulator can withstand before breakdown occurs. Usually expressed as a voltage gradient (such as volts per mil).

DIN (Deutsches Institut für Normung)

The German Standardization Institute.

DIN 43650

A German standard, stating the characteristics and requirements of connectors for magnetic valves used in hydraulics and pneumatics.

Diode

This is a solid-state electronic component, which will allow current to flow in only one direction, similar to a check valve used in hydraulic or pneumatic applications. The diode is used in applications such as transient suppression, power supply circuits etc.

Direct Current (DC)

The flow of electrical current in one direction.

Drain Wire

In a cable, the bare wire laid under a metallic foil or braid and is used as a ground connection.

Distribution Box

Sometimes referred to as Junction or Multi Box is designed to distribute a signal to multiple locations.

E

E

The symbol for Voltage or electromotive force.

Earth

The British term for zero voltage reference.

EFP (Electronic Field Production)

Video production, non-news production, done outside the studio.

EIA

Electronic Industries Association – formerly RMA or RETMA.

Electronic Magnetic Sensor

This is a solid-state device, which is used to sense a magnetic field.

EMF (Electromotive Force)

Voltage

EMI (Electromagnetic Interference)

ENG (Electronic News Gathering)

EPDM (Ethylenepropylenediene Monomer)

A material with good electrical insulating qualities.

EPR (Ethylenepropylene Copolymer Rubber)

A material with good electrical insulating qualities.

ETP (Electrolytic Tough Pitch)

A copper refining process.

EU (European Union Directives)

A copper refining process.

EV (Electron Volt)

Extruded Cable with conductors that are uniformly insulated and formed by applying a homogeneous insulation material in a continuous extrusion process.

F

f

The symbol for Frequency.

FAS

Fire Alarm and Signal Cable – cable designation.

FEP (Fluorinated Ethylenepropylene)

A thermoplastic material with good electrical insulating properties and chemical and heat resistance.

Fillers

Non-conducting components cabled with the insulated conductors or optical fibers to impart roundness, flexibility, tensile strength, or a combination of all three, to the cable.

FM (Frequency Modulation)

G

Gauss (Ga)

Unit of measure for magnetic flux density.

GHz (Gigahertz)

A unit of frequency equal to 1 billion (10⁹) hertz.

Ground (GND)

An electrical connection between a circuit and earth.

Ground Loop

A completed circuit between shielded pairs of a multiple pair created by random contact between shields. Also, is an undesirable circuit condition in which interference is created by ground currents when grounds are connected at more than one point.

Ground Potential

A circuit, terminal or chassis is said to be at ground potential when it is used as a reference point for other potentials in the system.

H

Hertz (Hz)

The unit of measure for frequency in cycles per second.

HF (High Frequency)

The band from 3 to 30 MHz in the radio spectrum.

Hygroscopic

Capable of absorbing moisture from the air.

I

I²R

Formula for power in watts, where I = current in amperes, and R = resistance in ohms.

ICEA (Insulated Cable Engineers Association)

IEC (International Electrotechnical Commission) European Standardization Agency.

IF (Intermediate – Frequency)

IFB (Interrupted Feed Back)

Input

A signal (or power) which is applied to a piece of



References

Glossary of Terms

electrical apparatus or the terminals on the apparatus to which a signal or power is applied.

Insertion Force

The force required to insert a contact into the mating contact.

Insulation

A material having good dielectric properties that is used to separate close electrical components, such as cable conductors and circuit components.

Insulation Resistance

The resistance measured in Ohms at a designated voltage between two or more conductors separated by the insulation whose resistance is being measured.

IP (Ingress Protection)

Rating of protection.

IP65

Dust tight. An environmental protection for a type of enclosure - according to the German Standard DIN 40050. Provides protection against water spray from all directions at 43 PSI through a 12mm nozzle.

IP67

Protected against the effects of temporary immersion in water (30 minutes – depth of 1 meter).

IP68

Protected against the effects of continuous immersion in water at a pressure specified by the manufacturer. Lumberg's requirement is 10 Bar (143 PSI) at 24 hours.

Irradiation

Relating to a cable jacket where the material is exposed to high-energy emissions for the purpose of cross-linking the molecular structure.

IRS (Ignition Radiation Suppression)

ISO (International Standards Organization)

J

Jacket

A rubber or plastic covering applied over the primary insulation, braids, shields, and cable components.

K

KPSI

Tensile strength expressed in thousands of pounds per square inch.

KV (Kilovolt)

The measurement of Kilovolt=1000 volts

KVA (Kilovolt ampere)

KW (Kilowatt)

L

LED (Light Emitting Diode)

A solid-state device, which emits light when current, passes through it.

LF (Low Frequency)

Line Voltage

The value of the potential existing on a supply or power line.

Load

A device that consumes power from a source and uses that power to perform a function.

M

M (Mutual Inductance)

The alpha character for Mutual Inductance.

mA (Mill Ampere)

One thousandth of an ampere.

MATV (Master Antenna Television)

MF (Microfarad)

One millionth of a farad.

MH (Megahertz)

A unit of frequency equal to one million hertz.

Moisture Resistance

The ability of a material to resist absorbing moisture from the air or from water when immersed.

Molded Plug

A connector over molded onto either end of a cord or cable.

MOV (Metal Oxide Varistor)

A solid-state device used to suppress voltage surges/spikes.

MSHA (Mine Safety and Health Administration)

Multibox

Sometimes referred to as Distribution or Junction Box - designed to distribute a signal to multiple locations.

mV (Millivolt)

One thousandth of a volt.

mW (Milliwatt)

One thousandth of a watt.

Mylar

The DuPont trademark for polyester film.

N

NA (Numerical Aperture)

A measure of the angular acceptance for a fiber.

National Electrical Code (NEC)

A set of regulations governing construction and installation of electrical wiring and apparatus in the United States, established by the American National Board of Fire Underwriters.

NEMA (National Electrical Manufacturers Association) – sets the standards for industrial control equipment.

NEMA 4

Intended for indoor or outdoor use primarily to provide a degree of protection against windblown dust and rain, splashing water and hose directed water.

NEMA 6

Intended for indoor or outdoor use primarily to provide a degree of protection against entry of water during occasional temporary submersion at a limited depth.

NEMA 6P

Intended for indoor or outdoor use primarily to provide a degree of protection against entry of water during occasional temporary submersion at a limited depth. (Requirement; 6 ft. of water for 24 hours).

Neoprene

Is a synthetic rubber with good resistance to oil, chemical and flame. Also referred to as polychloroprene.

Nitrile (Buna)

This is a rubber like manmade material used extensively in gasket and sealing applications.

Nm (Nanometer)

One billionth (10⁻⁹) of a meter.

Noise

In a cable or circuit, any extraneous electrical signal that tends to interfere with the signal normally present in or passing through the system.

Normally Closed

The state of the output or switch is ON with no external influence.

Normally Open

The state of the output or switch is OFF with no external influence NPN (Sinking) Acronym used to describe the polarization of a bipolar junction transistor (BJTs). Also associated with a sinking output.



References

Glossary of Terms

NPN (Sinking)

Acronym used to describe the polarization of a bipolar junction transistor (BJTs). Also associated with a sinking output.

NPN Output

Transistor output that switches the common or negative voltage to the load (current sinking) connected between output and positive supply.

Nylon

This is the generic name for synthetic fiber forming polyamides.

O

OFHC (Oxygen Free High Conductivity Copper)

Ohm

The electrical unit of resistance. The value of resistance by which a potential difference of one volt will maintain a current of one ampere.

Ohm's Law

$E = I \times R$. Voltage (E) is directly proportional to the product of current (I) and resistance (R) of circuit.

Opto-Coupled

Refers to a technique used to optically activate (turn on) an electronic device usually a transistor or triac, thus physically separating two sides of a circuit, similar to a solenoid relay. The typical opto coupler incorporates an LED (light emitting diode) as the actuating device.

Output

The useful power or signal delivered by a circuit or device.

P

PA (Polyamide, Nylon)

PAL (Phase Alternate Line)

A European color TV system featuring 625 lines per frame, 25 frames and 50 fields per second.

Plastic

High polymeric substances, including both natural and synthetic products, but excluding the rubbers, that are capable of flowing under heat and pressure.

PLTC (Power Limited Tray Cable)

NEC classification for cable resistant to the spread of fire and is suitable for use in cable trays at 300V rating.

Plug

A connector associated with being attached to a cable.

PNP (Sourcing)

Acronym used to describe the polarization of a bipolar junction transistor (BJTs). Also associated with a sourcing output.

PNP Output

A transistor output that switches the positive voltage to the load (current sourcing) connected between output and common.

Polarization

The feature of a connector that prevents mismatching by allowing plugging to occur only when the connectors are properly oriented.

Polyurethane (PUR)

Is a thermoplastic material with good natural chemical resistance.

Polyvinyl Chloride (PVC)

Is a thermoplastic material with good specific properties when blended with additives.

POM (Polyoxymethylene, Acetal, Delrin)

Polyoxymethylene – a crystalline thermoplastic polymer with a high melting point. It is suitable for mechanical parts or electrical insulators that require structural strength at above normal temperatures.

Potting

This is the sealing of a cable termination or other component with a liquid that thermo sets into an elastomer.

PUR (Polyurethane)

Broad class of polymers noted for good abrasion and solvent resistance.

PVC (Polyvinyl Chloride)

A general purpose thermoplastic widely used for wire and cable insulation and jackets.

PVDF (Polyvinylidene Fluoride)

Q

R

Receptacle

The connector is usually mounted in a fixed location and mates with a plug type connector.

Rectification

This is a term used to describe an electrical process, which converts AC (alternating current) to DC (direct current).

Reed Switch

This is a miniature mechanical switch, which changes states when a magnetic field is applied.

Resistance (RI)

The measurement of difficulty in moving electrical current through a medium when voltage is applied. It is measured in ohms.

Resistor

This is an electrical device, which opposes the flow of current. Higher resistor Ohm values offer more resistance to the flow of current.

Retractable Cord (Coiled Cord)

A cord having a specially treated jacket or insulation, so that it will retract like a spring. Retraction may be added to all or part of a cord's length.

RF (Radio Frequency)

RG/U (RG) (Radio Guide)

A military designation for a coaxial cable, and 'U' stands for Universal.

RGB (Red, Green, Blue)

3 parts of color video signal; also refers to multi coaxial cables carrying the above signals.

RJ45

Modular telecommunications connector.

RMS (Root Mean Square)

Rubber

A general term used to describe wire insulation made of thermosetting elastomer, such as natural or synthetic rubbers, neoprene, Hypalon, CPE butyl rubber and others.

S

SAE (Society of Automotive Engineers)

SBR

A copolymer of styrene and butadiene. Most commonly used type of synthetic rubber.

SDI (Serial Digital)

Digital information that is transmitted in serial form.

SDL (Shielded Data Link)

Separator


Pertaining to the wire and cable, a layer of textile, paper, etc. which is placed between the outer jacket and core construction to enhance jacket strip ability.

Serve

A filament or group of filaments such as fibers or wires, wound around a central core.

Shield

A conductive envelope around the primary conductors that provides an electronic barrier to electromagnetic interference.



References

Glossary of Terms

Signal

Any visible or audible indication that can convey information. Also, the information conveyed through a communication system.

Silicone

This is a rubber like manmade material used extensively in gasket and sealing applications. It is very resistant to a great range of chemicals including oils and solvents, and has a very wide temperature range.

Sinking

The term is used here to describe the way a switch is connected in the circuit. If the switch completes the electrical circuit by connecting the load to ground(/) it is considered to be sinking the load. In a solid-state device this is equivalent to a NPN output.

SJ00

A UL designation for a rubber jacketed junior service cord with oil resistant conductors and jacket. Voltage rating is 300V.

SJ00W

Same as SJ00, but with UL rating for outdoor use.

SNR (Signal to Noise Ratio)

Commonly used interchangeably with ACR

Solid Conductor

A conductor consisting of a single wire.

Solid State

This is a term used often to describe an electronic device, which is made up of solid components (no moving parts).

S00

A UL designation for a rubber insulated hard service cord with oil resistance primaries and jacket. Voltage rating is 600V.

S00W

Same as S00 with UL rating for outdoor use.

S00W-A

UL rating superceded by S00W cable.

Sourcing

The term is used here to describe the way a switch is connected in the circuit. If the switch completes the electrical circuit by connecting the load to the positive (+) it is considered to be sourcing the load.

SPDT (Single Pole Double Throw) - Switches

SRL (Structured Return Loss)

The magnitude of internal cable reflections, measured in dB".

STO

A UL designation for a thermoplastic (usually PVC) insulated hard service cord with oil resistant outer jacket. Voltage rating is 600V.

STOW

Same as STO with UL rating for outdoor use.

STOW-A

Obsolete – replaced by STOW.

STP (Shielded Twisted Pair)

Stranded Conductor

A conductor composed of groups of wires twisted together.

SVHS (Super VHS)

A video format in which the two parts of the VHS signal are transmitted separately providing for better picture resolution with less noise.

SWR (Standing Wave Ration)

A ratio of the maximum amplitude to the minimum amplitude of a standing wave stated in current or voltage amplitudes.

T

Temperature Rating

The maximum temperature at which a material may be used in continuous operation without loss of its basic properties.

TFE (Tetrafluoroethylene)

A thermoplastic material with good electrical insulating properties and chemical and heat resistance.

Thermoplastic

A material that will soften, flow or distort appreciably when subjected to heat and pressure.

Thermoset

A material that hardens or sets when heat is applied, and which, once set, cannot be softened by heating. The application of heat is called "curing".

TIA (Telecommunications Industry Association)

TPE (Thermoplastic Elastomer)

Used as a jacket material in multiconductor cables, TPE is a thermoplastic compound resistant to the harmful effects of weld slag and chemicals, especially oil.

TP-PMD (Twisted Pair - Physical Medium Dependent)

TPU (Thermo Plastic-Poly Urethane)

Transistor

This is a solid-state device used in electronic circuits. It is often used in switching or amplifier applications.

Triac

This is a solid-state device often used to switch AC voltage/current.

Twisted Pairs

One or more pairs of insulated conductors twisted together to reduce cross talk.

U

UHF (Ultra High Frequency) – 300 to 3,000 MHz"

UL (Underwriter's Laboratories)

A nonprofit organization, which tests and verifies construction and performance of electronic parts.

UP (Universal Power)

UTD (Unshielded Twisted Pair)

V

VA (Volt Ampere)

A designation of power in terms of voltage and current.

VDE (Verband Deutscher Elektrotechniker)

German approval agency equivalent to UL.

Volt (V)

The unit of measure for electrical potential.

Voltage

The term most often used in place of electromotive force, potential difference, or voltage drop. Designates the electrical pressure existing between two points that is capable of producing a current when a closed circuit is connected between these points.

Voltage Rating

The highest voltage that may be continuously applied to a wire in conformance with standards or specifications.

Voltage Spike

This is a short-term (transient) condition causing a larger than normal amount of voltage to be applied to a circuit. Voltage spikes can often cause damage to an electric device if it is not properly protected.

VW-1

A flammability rating established by Underwriters Laboratories for wires and cables that pass a specially designed vertical flame test, formerly designated FR1.



References

Glossary of Terms

W

W (Watt or Wattage)

A unit of measure for electrical power.

Watt (W)

The unit of measure for electrical power.

Wicking

Capillary absorption of a liquid along the fibers of the base material.

Withdrawal Force

The force required to separate two mated contacts or group of contacts.

X

X


The alpha symbol for Reactance – opposition to alternating electric current flow caused by inductance and capacitance in a circuit.

XLR

A multi pin audio connector (typically 3 pins) used in a microphone, line level and snake cable connections.

Y

Z



References

Cable Index and Connector Key/Pin Configurations

IEC Color Code-M8 Cable Specifications

Conductors	Cable No.	Pin/Wire Color Code	Face View Male	Face View Female	Gauge	Material	Jacket Color	Outside Diameter	UL	CSA
3	06	1 = brown			3 x 0.34mm ²	PVC	Orange	.197" / Ø 5.0mm	AWM 2464	AWM I/II A/B
	224	2 = blue			3 x 0.34mm ²	PUR, Halogen-Free	Black	.185" / Ø 4.7mm	AWM 21198	AWM I/II A/B
	357	3 = black								AWM 20233
4	07	1 = brown			4 x 0.25mm ²	PVC	Orange	.197" / Ø 5.0mm	AWM 2464	AWM I/II A/B
	225	2 = white			4 x 0.34mm ²	PUR, Halogen-Free	Black	.181" / Ø 4.6mm	AWM 21198	AWM I/II A/B
	358	3 = blue			4 x 0.25mm ²	PUR, Halogen-Free	Grey	.205" / Ø 5.2mm	AWM 20233	AWM I/II A/B
		4 = black								
8	354	1 = white 2 = brown 3 = green 4 = yellow 5 = grey 6 = pink 7 = blue 8 = red			8 x 0.14mm ²	PUR, Halogen-Free	Black	.197" / Ø 5.0mm	AWM 21198	AWM I/II A/B






IEC Color Code-M12 Micro Cable Specifications

Conductors	Cable No.	Pin/Wire Color Code	Face View Male	Face View Female	Gauge	Material	Jacket Color	Outside Diameter	UL	CSA			
3	06	1 = brown			3 x 0.34mm ²	PVC	Orange	.197" / Ø 5.0mm	AWM 21198	Class I/II, A/B			
	224	2 = n.c.			3 x 0.34mm ²	PUR, Halogen-Free	Black	.169" / Ø 4.3mm			AWM 21198		
	226	3 = blue			3 x 0.50mm ²	PUR, Halogen-Free	Black	.181" / Ø 4.6mm			AWM 21198		
	260	4 = black			3 x 0.34mm ²	PUR, Halogen-Free, Weld Spark Proof	Orange	.177" / Ø 4.5mm			AWM 21198		
	645				3 x 0.75mm ²	PUR	Yellow	.220" / Ø 5.6mm	AWM 20233	Class I/II, A/B			
	610				3 x 0.34mm ²	PUR	Yellow	.190" / Ø 4.8mm	AWM 20233	Class I/II, A/B			
4	07	1 = brown			4 x 0.25mm ²	PVC	Orange	.197" / Ø 5.0mm	AWM 2464	AWM I/II A/B			
	182	2 = white			4 x 0.34mm ²	PVC, Shielded	Orange	.217" / Ø 5.5mm	AWM 21198	Class I/II, A/B			
	225	3 = blue			4 x 0.34mm ²	PUR, Halogen-Free	Black	.185" / Ø 4.7mm					
	251	4 = black			4 x 0.34mm ²	PUR, Halogen-Free, Weld Spark Proof	Orange	.185" / Ø 4.7mm	AWM 21198	Class I/II, A/B			
		265						4 x 0.34mm ²	PUR, Halogen-Free	Grey	.185" / Ø 4.7mm	AWM 21198	Class I/II, A/B
		288						4 x 0.34mm ²	PVC, Shielded	Black	.217" / Ø 5.5mm	AWM 21198	Class I/II, A/B
		602						4 x 0.75mm ²	PUR	Yellow	.230" / Ø 5.8mm	AWM 20233	Class I/II, A/B
		637						18 AWG	TPE	Yellow	.280" / Ø 7.1mm	AWM 20327	Class I/II, A/B
		643						22 AWG	TPE	Yellow	.246" / Ø 6.2mm	PLTC	Class I/II, A/B
	679				4 x 0.34mm ²	PUR	Yellow	.190" / Ø 4.8mm	AWM 20233	Class I/II, A/B			
5	183	1 = brown			5 x 0.34mm ²	PVC	Orange	.260" / Ø 6.6mm	AWM 21198	Class I/II, A/B			
	228	2 = white			5 x 0.50mm ²	PUR, Halogen-Free	Black	.213" / Ø 5.4mm			AWM 21198		
	298	3 = blue			5 x 0.34mm ²	PUR, Halogen-Free, Shielded	Black	.236" / Ø 6.0mm			AWM 21198		
		4 = black											
		644			5 = grey			5 x 0.34mm ²			PUR	Yellow	.210" / Ø 5.3mm
6	337	1 = white			6 x 0.34mm ²	PUR, Halogen-Free	Black	.236" / Ø 6.0mm	AWM 21198	Class I/II, A/B			
	268	2 = green			6 x 0.34mm ²	PUR, Halogen-Free, Weld Spark Proof	Orange	.236" / Ø 6.0mm	AWM 21198	Class I/II, A/B			



References

Cable Index and Connector Key/Pin Configurations





IEC Color Code-M12 Micro Cable Specifications


Conductors	Cable No.	Pin/Wire Color Code	Face View Male	Face View Female	Gauge	Material	Jacket Color	Outside Diameter	UL	CSA
7	282	1 = white 2 = brown 3 = green 4 = yellow 5 = grey 6 = pink 7 = blue 8 = shield			7 x 0.25mm ²	PUR, Halogen-Free	Black	.236" / Ø 6.0mm	AWM 21198	AWM I/II, A/B
8	299	1 = white 2 = brown 3 = green 4 = yellow 5 = grey 6 = pink 7 = blue 8 = red			8 x 0.25mm ²	PUR, Halogen-Free Shielded	Black	.260" / Ø 6.6mm	AWM 21198	AWM I/II, A/B
	184	4 = yellow 5 = grey 6 = pink 7 = blue 8 = red			8 x 0.25mm ²	PVC, Shielded	Orange	.260" / Ø 6.6mm		
	627				8 x 0.25mm ²	PVC	Black	.232" / Ø 5.9mm	AWM 2661	AWM I/II, A/B
12	348	1 = brown 2 = blue 3 = white 4 = green 5 = pink 6 = yellow 7 = black 8 = grey 9 = red 10 = violett 11 = grey/pink 12 = red/blue			2 x 0.25mm ² 10 x 0.14mm ²	PUR, Halogen-Free	Black	.236" / Ø 6.0mm		

U.S. Color Code-M12 1/2"-20 Cable Specifications

Conductors	Cable No.	Pin/Wire Color Code	Face View Male	Face View Female	Gauge	Material	Jacket Color	Outside Diameter	UL	CSA
3	619	1 = green 2 = black 3 = white			3 x 0.75mm ²	CPE	Yellow	.370" / Ø 9.4mm	SOOW	SOW

Automotive Color Code-M12 1/2"-20











Conductors	Cable No.	Pin/Wire Color Code	Face View Male	Face View Female	Gauge	Material	Jacket Color	Outside Diameter	UL	CSA
3	618	1 = green			3 x 0.34mm ²	PVC	Yellow	.180" / Ø 4.6mm	AWM 2661	AWM I/II, A/B
	688	2 = red/black			3 x 0.75mm ²	PVC	Yellow	.290" / Ø 7.4mm	AWM 2661	AWM I/II, A/B
	664	3 = red/white			3 x 0.34mm ²	PUR	Yellow	.190" / Ø 4.8mm	AWM 20233	AWM I/II, A/B
4	674	1 = red/black			4 x 0.34mm ²	PVC	Yellow	.190" / Ø 4.8mm	AWM 2661	AWM I/II, A/B
	689	2 = red/white 3 = red 4 = green			4 x 0.75mm ²	PVC	Yellow	.290" / Ø 7.4mm	AWM 2661	AWM I/II, A/B
5	673	1 = red/white tr.			5 x 0.34mm ²	PVC	Yellow	.210" / Ø 5.3mm	AWM 20233	AWM I/II, A/B
	755	2 = red 3 = green 4 = red/yellow tr. 5 = red/black tr.			5 x 0.75mm ²	TPE	Yellow	.333" / Ø 8.5mm	PLTC	AWM I/II, A/B









References

Cable Index and Connector Key/Pin Configurations

U.S. Color Code-Mini-A-Body (7/8") Cable Specifications

Conductors	Cable No.	Pin/Wire Color Code	Face View Male	Face View Female	Gauge	Material	Voltage Rating	Jacket Color	Outside Diameter	Temperature Rating	UL	CSA
2	678	1 = black 2 = white			16	PVC	600 V	Yellow	.375"	-40°C to +105°C	STOW	STO
3	738 619	1 = green 2 = black 3 = white			16 18	TPE CPE	600 V 600 V	Yellow Yellow	.390" .370"	-50°C to +90°C -25°C to +90°C	SE00W SO0W	ST00W S0W
4	739	1 = black 2 = white 3 = red 4 = green			16	TPE	600 V	Yellow	.415"	-50°C to +90°C	SE00W	ST00W
5	777	1 = white 2 = red 3 = green 4 = orange 5 = black			16	TPE	600 V	Yellow	.495"	-50°C to +90°C	SE00W	ST00W
6	697	1 = white 2 = red 3 = green 4 = orange 5 = black 6 = blue			18	PVC	300 V	Yellow	.502"	-40°C to +105°C	STOW	STO







U.S. Color Code-Mini-B-Body (1") Cable Specifications

Conductors	Cable No.	Pin/Wire Color Code	Face View Male	Face View Female	Gauge	Material	Voltage Rating	Jacket Color	Outside Diameter	Temperature Rating	UL	CSA
6	696	1 = orange 2 = blue 3 = black 4 = white 5 = red 6 = green			16	PVC	600 V	Yellow	.560"	-40°C to +105°C	STOW	STO
7	622 649	1 = white/black 2 = black 3 = white 4 = red 5 = orange 6 = blue 7 = green			16 18	PVC PUR	600 V 300 V	Yellow Yellow	.560" .270"	-40°C to +105°C -45°C to +80°C	STOW AWM 20233	STO AWM I/II A/B
8	698 650	1 = orange 2 = blue 3 = white/black 4 = black 5 = white 6 = red 7 = green 8 = red/black			16 18	PVC PUR	600 V 300 V	Yellow Yellow	.585" .292"	-40°C to +105°C -45°C to +80°C	STOW AWM 20233	STO AWM I/II A/B





References

Cable Index and Connector Key/Pin Configurations

U.S. Color Code-Mini-C-Body (1 1/8") Cable Specifications

Conductors	Cable No.	Pin/Wire Color Code	Face View Male	Face View Female	Gauge	Material	Voltage Rating	Jacket Color	Outside Diameter	Temperature Rating	UL	CSA
9	623	1 = orange			16	PVC	600 V	Yellow	.660"	-40°C to +105°C	STOW	STO
	651	2 = blue 3 = red/black 4 = green/black 5 = white 6 = red 7 = green 8 = white/black 9 = black			18	PUR	300 V	Yellow	.313"	-45°C to +80°C	AWM 20233	AWM I/II A/B
10	699	1 = orange			16	PVC	600 V	Yellow	.660"	-40°C to +105°C	STOW	STO
	652	2 = blue 3 = white/black 4 = red/black 5 = green/black 6 = orange/black 7 = red 8 = green 9 = black 10 = white			18	PUR	300 V	Yellow	.340"	-45°C to +80°C	AWM 20233	AWM I/II A/B
12	724	1 = orange			16	TPE	600 V	Yellow	.690"	-50°C to +90°C	SE00W	STOW
	654	2 = blue 3 = white/black 4 = red/black 5 = green/black 6 = orange/black 7 = blue/black 8 = black/white 9 = green 10 = red 11 = white 12 = black			18	PUR	300 V	Yellow	.354"	-45°C to +80°C	AWM 20233	AWM I/II A/B

Automotive Color Code-Mini-A-Body (7/8") Cable Specifications

Conductors	Cable No.	Pin/Wire Color Code	Face View Male	Face View Female	Gauge	Material	Voltage Rating	Jacket Color	Outside Diameter	Temperature Rating	UL	CSA
3	741	1 = green			16	TPE	600 V	Yellow	.390"	-50°C to +90°C	SE00W	ST00W
	688	2 = red/black tr. 3 = red/white tr.			18	PVC	300 V	Yellow	.290"	-40°C to +105°C	AWM 2661	AWM I/II A/B
5	742	1 = red/white tr. 2 = red 3 = green 4 = red/orange tr. 5 = red/black tr.			16	TPE	600 V	Yellow	.495"	-50°C to +90°C	SE00W	ST00W
	755	1 = red/white 2 = red 3 = green 4 = red/orange 5 = red/black			18	TPE	250 V	Yellow	.333"	-50°C to +90°C	PLTC	AWM I/II A/B



References

Cable Index and Connector Key/Pin Configurations

NUMERIC Color Code-Mini-C-Body (1 1/8") Cable Specifications

Conductors	Cable No.	Pin/Wire Color Code	Face View Male	Face View Female	Gauge	Material	Voltage Rating	Jacket Color	Outside Diameter	Temperature Rating	UL	CSA
12	676	1 = black #1 2 = black #2 3 = black #3 4 = black #4 5 = black #5 6 = black #6 7 = black #7 8 = black #8 9 = green/yellow 10 = black #10 11 = black #11 12 = black #12			18	PUR	300 V	Yellow	.390"	-45°C to +80°C	AWM 20233	AWM I/II A/B
19	669	1 = black #1 2 = black #2 3 = black #3 4 = black #4 5 = black #5 6 = black #6 7 = black #7 8 = black #8 9 = black #9 10 = black #10 11 = black #11 12 = green/yellow 13 = black #13 14 = black #14 15 = black #15 16 = black #16 17 = black #17 18 = black #18 19 = black #19			18	PUR	300 V	Yellow	.489"	-45°C to +80°C	AWM 20233	AWM I/II A/B

IEC Color Code-Mini-A-Body (7/8") Cable Specifications

Conductors	Cable No.	Pin/Wire Color Code	Face View Male	Face View Female	Gauge	Material	Voltage Rating	Jacket Color	Outside Diameter	Temperature Rating	UL	CSA
2	603	1 = brown 2 = blue			18	PVC	300 V	Yellow	.290"	-40°C to +105°C	AWM 2661	AWM I/II A/B
3	601	1 = black			18	PVC	300 V	Yellow	.290"	-40°C to +105°C	AWM 2661	AWM I/II A/B
	645	2 = brown			18	PUR	300 V	Yellow	.220"	-45°C to +80°C	AWM 20333	AWM I/II A/B
	731	3 = blue			18	TPE	250 V	Yellow	.284"	-50°C to +90°C	PLTC	AWM I/II A/B
4	602	1 = black 2 = blue 3 = brown 4 = white			18	PUR	300 V	Yellow	.230"	-45°C to +80°C	AWM 20233	AWM I/II A/B
	637				18	TPE	300 V	Yellow	.280"	-25°C to +105°C	PLTC	AWM I/II A/B
5	794	1 = black 2 = blue 3 = yellow/green tr. 4 = brown 5 = white			18	TPE	300 V	Yellow	.327"	-50°C to +90°C	PLTC	AWM I/II A/B

Cable Index
Pin Configurations



References


Cable Index and Connector Key/Pin Configurations

IEC Color Code-Mini-C-Body (7/8") Cable Specifications

Conductors	Cable No.	Pin/Wire Color Code	Face View Male	Face View Female	Gauge	Material	Voltage Rating	Jacket Color	Outside Diameter	Temperature Rating	UL	CSA
12	728	1 = black 2 = red 3 = pink 4 = grey 5 = yellow 6 = green 7 = white 8 = violet 9 = green/yellow 10 = blue 11 = n.c. 12 = brown			18	TPE	600 V	Yellow	.596"	-50°C to +90°C	SE00W	ST00W

IEC Color Code-M23 Cable Specifications

Conductors	Cable No.	Pin/Wire Color Code	Face View Male	Face View Female	Gauge	Material	Jacket Color	Outside Diameter	UL	CSA
12	256	1 = white 2 = green 3 = yellow 4 = grey 5 = grey/pink 6 = red/blue 7 = white/green 8 = brown/green 9 = blue 10 = blue 11 = brown 12 = green/yellow			8 x 0.50mm ² 3 x 1.00mm ²	PUR, Halogen-Free	Black	.366" / Ø 9.3mm	AWM 21198	AWM I/II A/B
19	242	6 = blue 12 = yellow/green 19 = brown 1 = violet 2 = red 3 = grey 4 = red/blue 5 = green 7 = grey/pink 8 = white/green 9 = white/yellow 10 = white grey 11 = black 13 = yellow/brown 14 = brown/green 15 = white 16 = yellow 17 = pink 18 = grey/brown			3 x 1.00mm ² 16 x 0.50mm ²	PUR, Halogen-Free	Black	.457" / Ø 11.6mm	AWM 21198	AWM I/II A/B



References

Cable Index and Connector Key/Pin Configurations

IEC Color Code-DIN Valve Cable Specifications

Conductors	Cable No.	Pin/Wire Color Code	Gauge	Material	Jacket Color	Outside Diameter	UL	CSA
3	205	1 = brown	3 x 0.75mm ²	PVC	Black	.217" / Ø 5.5 mm		
	212	2 = blue	3 x 0.50mm ²	PVC	Black	.197" / Ø 5.0 mm		
	226	3 = green/yellow	3 x 0.50mm ²	PUR, Halogen-Free	Black	.181" / Ø 4.6 mm	AWM 21198	AWM I/II A/B
	241		3 x 0.50mm ²	PUR, Halogen-Free, Welding Spark Proof	Orange	.197" / Ø 5.0 mm		
5	228	1 = brown	5 x 0.50mm ²	PUR, Halogen-Free	Black	.213" / Ø 5.4mm	AWM 21198	AWM I/II A/B
	259	2 = white	5 x 0.50mm ²	PUR, Halogen-Free, Welding Spark Proof	Orange	.217" / Ø 5.5 mm	AWM 21198	AWM I/II A/B
		3 = blue						
		4 = black						
		5 = green/yellow						

Fieldbus Color-Code-AS-Interface

Cable No.	Pin/Wire Color Code	Gauge	Material	Jacket Color	Outside Diameter
41	1 = brown	2 x 1.50 mm ²	PUR/PVC	Orange	.284" / Ø
97	2 = blue	2 x 1.50 mm ²	Rubber	Yellow	7.2 mm
98		2 x 1.50 mm ²	Rubber	Black	Flat Cabel
145		2 x 1.50 mm ²	TPE	Black	Flat Cable
146		2 x 1.50 mm ²	TPE	Yellow	Flat Cable

Profibus Wiring/Pin Diagram

Connection M12		Signal	M12 Male to Female, 5-Pole	Function	Color
Male	Female				
		Shield	Pin 1	n.c.	-
		+24 V DC	Pin 2	Line A	green
		0 V	Pin 3	n.c.	-
		CAN_H	Pin 4	Line B	red
		CAN_L	Pin 5	n.c.	-

Fieldbus Color-Code-Profibus





Cable No.	Pin/Wire Color Code	Face View Male	Face View Female	Gauge	Material	Jacket Color	Outside Diameter	UL	CSA
254	green red			2 x 0.38 mm ²	PUR, Halogen-Free	Violet	.299" / Ø 7.6 mm	AWM 20549	AWM I/II A/B
202	black blue green/yellow green red			3 x 0.75 mm ² 1 x 2 x 0.34 mm ² <small>red/green Stranded in Pairs</small>	PUR, Halogen-Free	Violet	.433" / Ø 11.0 mm		

Cable Index
Pin Configurations

References


Cable Index and Connector Key/Pin Configurations

DeviceNet Wiring/Pin Diagram

Connection 7/8"		Connection M12		Signal	7/8" to M12 Male, 5-Pole	7/8" to M12 Female, 5-Pole	Color
Male	Female	Male	Female				
				Shield +24 V DC 0 V CAN_H CAN_L	Pin 1 Pin 2 Pin 3 Pin 4 Pin 5	Pin 1 Pin 2 Pin 3 Pin 4 Pin 5	- red black white blue

Fieldbus Color-Code-DeviceNet

Cable No.	Wire Color Code	Gauge	Material	Jacket Color	Outside Diameter	UL	CSA
253	blue/white red/black	2 x 0.25 mm ² 2 x 0.34 mm ²	PUR, Halogen-Free	Black	.264" / Ø 6.7 mm	AWM 20549	AWM I/II A/B
613	blue/white red/black	Stranded Pairs 1 X 2 x 18 AWG 1 X 2 x 15 AWG	PVC - THICK	Grey	.430" / Ø 11.0 mm	CMG/PLTC-ER	CMG
614	blue/white red/black	Stranded Pairs 1 X 2 x 22 AWG 1 X 2 x 24 AWG	PVC - THIN	Grey	.270" / Ø 6.9 mm	CMG/CL2	CMG
636	blue/white red/black	Stranded Pairs 1 X 2 x 16 AWG 1 X 2 x 18 AWG	PVC - Tray	Grey	.525" / Ø 13.3 mm	TC-ER	AWM I/II A/B
709	blue/white red/black	Stranded Pairs 1 X 2 x 16 AWG 1 X 2 x 20 AWG	TPE - MID High-Flex	Black	.380" / Ø 9.7 mm	AWM 20626	AWM I/II A/B
710	blue/white red/black	Stranded Pairs 1 X 2 x 22 AWG 1 X 2 x 24 AWG	TPE - THIN High-Flex	Black	.280" / Ø 7.1 mm	AWM 20626	AWM I/II A/B



References

Cable Index and Connector Key/Pin Configurations

Ethernet Connector Pin Configurations

Ethernet/IP			Modbus® TCP/IP	
M12 Male	M12 Female	RJ45	Male	RJ45

Ethernet Color-Code and Cable Specifications

Cable No.	Wire Color Code	Number of Conductors	Gauge	Shielding Foil / Braid	Material	Jacket Color	Outside Diameter	Temperature Rating Installation / Operation	Specifications
342	yellow white orange blue	2 Twisted Pair	22 AWG Stranded	Shielded	PUR, Halogen-Free	Green	.244" / Ø 6.2 mm	-20°C to 75°C	UL Style 20236 CSA Class I/II A/B PROFInet Compliant Type C
656	blue/white orange/white green/white brown/white	4 Twisted Pair	24 AWG Stranded	Shielded	PVC, High-Flex	Teal	.306" / Ø 7.77 mm	-40°C to 60°C -40°C to 75°C	UL Type CMR CEC C(UL) Type CMR TIA 568-B.2 CAT5E
609	blue/white orange/white green/white brown/white	4 Twisted Pair	24 AWG Stranded	Shielded	PVC, Moderate-Flex	Teal	.286" / Ø 7.26 mm	-40°C to 60°C -40°C to 75°C	UL Type CMR CEC C(UL) Type CMR TIA 568-B.2 CAT5E
706	orange/white orange green/white green	2 Twisted Pair	24 AWG Stranded	Unshielded	TPE, High-Flex	Teal	.210" / Ø 5.33 mm	-25°C to 75°C -40°C to 75°C	UL Type CM CEC C(UL) Type CM TIA 568-B.2 CAT5E
S3667	white/orange orange white/blue blue white/green green white/brown brown	4 Twisted Pair	26 AWG Stranded	Shielded	PUR, Halogen-Free	Blue	.240" / Ø 6.1 mm	-20°C to 75°C	TIA 568-B.2 CAT5E
S4549	white/orange white/green orange green	2 Twisted Pair	26 AWG Stranded	Shielded	PUR, Halogen-Free	Blue	.221" / Ø 5.6 mm	-40°C to 80°C	TIA 568-B.2 CAT5E


Cable Index
Pin Configurations



References

Part Number Index

Part Number	Page No.	Part Number	Page No.	Part Number	Page No.
0903 UTL 101	122	0910 ASL 133	101	0930 DSL 313	106
0905 203 301/5 M	112, 131	0910 ASL 134	101	0930 DSL 314	107
0905 203 301/10 M	112, 131	0910 ASL 135	102	0930 DSL 315	107
0905 203 301/15 M	112, 131	0910 ASL 403	100	0930 DSL 650	105
0905 203 302/0,6 M	112, 131	0910 ASL 408	102	0930 DSL 651	105
0905 204 301/5 M	124	0910 ASL 409	100	0930 DSL 700	105
0905 204 301/10 M	124	0910 ASL 410	101	0930 DSL 701	105
0905 204 301/15 M	124	0910 ASL 412	100	0931 DNC 109	118
0905 204 302/0,6 M	124	0910 ASL 414	101	0931 DNC 301	108
0905 204 303/5 M	124	0910 ASL 419	101	0935 253 101/1 M	108, 131
0905 204 303/10 M	124	0910 ASL 424	102	0935 253 101/2 M	108, 131
0905 204 303/15 M	124	0910 ASL 425	102	0935 253 101/3 M	108, 131
0905 204 308/5 M	124	0910 ASL 501	100	0935 253 101/5 M	108, 131
0905 204 308/10 M	124	0911 ANC 002/5 M	102	0935 253 102/1 M	108, 131
0905 204 308/15 M	124	0911 ANC 002/10 M	102	0935 253 102/2 M	108, 131
0905 204 309/0,6 M	124	0911 ANC 101	103	0935 253 102/3 M	108, 131
0905 204 310/5 M	125	0911 ANC 401	103	0935 253 102/5 M	108, 131
0905 204 310/10 M	125	0911 ANC 403	103	0935 253 103/0,3 M	108, 130
0905 204 310/15 M	125	0911 ANC 406	103	0935 253 103/0,6 M	108, 130
0905 356 304/5 M	112	0911 ANC 407/2 M	103	0935 253 103/1 M	108, 130
0905 356 304/10 M	112	0911 ANC 407/5 M	103	0935 253 103/2 M	108, 130
0905 356 304/15 M	112	0911 ANC 407/10 M	103	0935 253 103/3 M	108, 130
0905 356 305/0,6 M	112	0911 ANC 408	103	0935 253 103/5 M	108, 130
0905 356 306/5 M	112	0911 ANC 409	104	0935 253 103/10 M	108, 130
0905 356 306/10 M	112	0911 ANC 410/0,3 M	103	0935 253 103/15 M	108, 130
0905 356 306/15 M	112	0911 ANC 410/0,6 M	103	0935 253 103/20 M	108, 130
0905 356 311/5 M	112	0911 ANC 410/1 M	103	0935 253 103/25 M	108, 130
0905 356 311/10 M	112	0911 ANC 410/2 M	103	0935 253 104/1 M	108, 130
0905 356 311/15 M	112	0911 ANC 410/5 M	103	0935 253 104/3 M	108, 130
0905 356 312/0,6 M	112	0911 ANC 410/10 M	103	0935 253 104/5 M	108, 130
0905 356 313/5 M	112	0911 ANC 410/15 M	103	0935 253 104/10 M	108, 130
0905 356 313/10 M	112	0911 ANC 413	104	0935 253 104/15 M	108, 130
0905 356 313/15 M	112	0911 ANC 415	104	0935 253 105/1 M	108, 130
0906 UAC 301	118	0913 ATL 002/0,35 M	104	0935 253 105/3 M	108, 130
0906 UAC 302	118	0913 ATL 002/0,35 M	104	0935 253 105/5 M	108, 130
0906 UAC 303	118	0913 ATL 003	104	0935 253 105/10 M	108, 130
0906 UFC 201	78, 127	0913 ATL 004/1 M	104	0935 253 105/15 M	108, 130
0906 UFC 202	78, 127	0930 CSL 107	130	0935 253 301/1 M	109, 131
0906 UMC 201	77, 127	0930 CSL 108	129	0935 253 301/3 M	109, 131
0906 UMC 202	77	0930 CSL 109	129	0935 253 301/5 M	109, 131
0906 UTP 101	53, 112	0930 CSL 113	130	0935 253 302/1 M	109, 131
0906 UTP 201	54, 125	0930 CSL 114	130	0935 253 302/3 M	109, 131
0906 UTP 202	54, 125	0930 CSL 650	129	0935 253 302/5 M	109, 131
0906 UTP 203	55	0930 CSL 651	129	0935 253 303/1 M	109, 131
0906 UTP 204	55	0930 DSL 107	106	0935 253 303/3 M	109, 131
0906 UTP 301	53, 112	0930 DSL 108	106	0935 253 303/5 M	109, 131
0906 UTP 302	54, 113	0930 DSL 109	106	0935 613 301/2 M	110, 131
0906 UTP 303	54, 113	0930 DSL 113	107	0935 613 301/3 M	110, 131
0906 UTP 312	54, 113	0930 DSL 114	107	0935 613 301/4 M	110, 131
0909 UAC 101	83	0930 DSL 311	107	0935 613 301/5 M	110, 131
0910 ASL 132	100	0930 DSL 312	106	0935 613 302/0,3 M	110, 131



References

Part Number Index

Part Number	Page No.	Part Number	Page No.	Part Number	Page No.
0935 613 302/1 M	110, 131	0935 636 303/5 M	110	0935 710 302/3 M	110
0935 613 302/2 M	110, 131	0935 636 303/10 M	110	0935 710 302/5 M	110
0935 613 302/3 M	110, 131	0935 709 101/2 M	111	0935 710 302/10 M	110
0935 613 302/4 M	110, 131	0935 709 101/3 M	111	0935 710 303/1 M	110
0935 613 302/5 M	110, 131	0935 709 101/4 M	111	0935 710 303/2 M	110
0935 613 303/1 M	110, 131	0935 709 101/5 M	111	0935 710 303/5 M	110
0935 613 303/2 M	110, 131	0935 709 103/1 M	111	0935 710 303/10 M	110
0935 613 303/3 M	110, 131	0935 709 103/3 M	111	0936 DFC 101	115
0935 613 303/4 M	110, 131	0935 709 103/5 M	111	0936 DFC 102	115
0935 613 303/5 M	110, 131	0935 709 103/10 M	111	0936 DFC 151/0.3 M	116
0935 614 101/2 M	109	0935 709 104/1 M	111	0936 DFC 152/2 M	116
0935 614 101/3 M	109	0935 709 104/3 M	111	0936 DFC 301	115
0935 614 101/4 M	109	0935 709 104/5 M	111	0936 DFC 303	115
0935 614 101/5 M	109	0935 709 104/10 M	111	0936 DFC 351	63
0935 614 103/0.3 M	109	0935 709 105/1 M	111	0936 DFC 352/0.3 M	117
0935 614 103/1 M	109	0935 709 105/3 M	111	0936 DFC 353/1 M	117
0935 614 103/2 M	109	0935 709 105/5 M	111	0936 DFC 353/2 M	117
0935 614 103/3 M	109	0935 709 105/10 M	111	0936 DFC 353/5 M	117
0935 614 103/4 M	109	0935 709 301/1 M	111	0936 DFC 355/1 M	117
0935 614 103/5 M	109	0935 709 301/3 M	111	0936 DFC 355/2 M	117
0935 614 104/2 M	109	0935 709 301/5 M	111	0936 DFC 355/5 M	117
0935 614 104/3 M	109	0935 709 301/10 M	111	0936 DMC 101	114
0935 614 104/4 M	109	0935 709 302/1 M	111	0936 DMC 102	115
0935 614 104/5 M	109	0935 709 302/3 M	111	0936 DMC 151/0.3 M	116
0935 614 105/2 M	109	0935 709 302/5 M	111	0936 DMC 152/2 M	116
0935 614 105/3 M	109	0935 709 302/10 M	111	0936 DMC 301	115
0935 614 105/4 M	109	0935 709 303/1 M	111	0936 DMC 302	115
0935 614 105/5 M	109	0935 709 303/3 M	111	0936 DMC 303	115
0935 614 301/0.3 M	109	0935 709 303/5 M	111	0936 DMC 351	61
0935 614 301/2 M	109	0935 709 303/10 M	111	0936 DMC 352/0.3 M	117
0935 614 301/3 M	109	0935 710 101/2 M	110	0936 DMC 353/0.5 M	117
0935 614 301/5 M	109	0935 710 101/3 M	110	0936 DMC 353/1 M	117
0935 614 301/4 M	109	0935 710 101/4 M	110	0936 DMC 353/2 M	117
0935 614 302/2 M	109	0935 710 101/5 M	110	0936 DMC 353/5 M	117
0935 614 302/3 M	109	0935 710 103/1 M	111	0936 DMC 355/1 M	117
0935 614 302/4 M	109	0935 710 103/3 M	111	0936 DMC 355/2 M	117
0935 614 302/5 M	109	0935 710 103/5 M	111	0936 DMC 355/3 M	117
0935 614 303/ 2 M	109	0935 710 103/10 M	111	0936 DMC 355/4 M	117
0935 614 303/ 3 M	109	0935 710 104/1 M	111	0936 DMC 355/5 M	117
0935 614 303/ 4 M	109	0935 710 104/3 M	111	0939 CTX 101	113, 132
0935 614 303/5 M	109	0935 710 104/5 M	111	0939 CTX 102	113, 132
0935 636 301/1 M	110	0935 710 104/10 M	111	0939 CTX 105	113, 132
0935 636 301/3 M	110	0935 710 105/1 M	111	0939 CTX 106	114
0935 636 301/5 M	110	0935 710 105/3 M	111	0939 CTX 301	114, 132
0935 636 301/10 M	110	0935 710 105/5 M	111	0939 CTX 302	114, 132
0935 636 302/1 M	110	0935 710 105/10 M	111	0939 CTX 303	114
0935 636 302/3 M	110	0935 710 301/1 M	110	0939 CTX 304	114
0935 636 302/5 M	110	0935 710 301/3 M	110	0940 CSL 601	92
0935 636 302/10 M	110	0935 710 301/5 M	110	0940 DSL 001	88
0935 636 303/1 M	110	0935 710 301/10 M	110	0940 DSL 601	92
0935 636 303/3 M	110	0935 710 302/1 M	110	0940 ESL 601	92

References

Part Number Index

Part Number	Page No.	Part Number	Page No.	Part Number	Page No.
0940 ISL 001	88	0950 ISL 201	133	0956 IMC 201	77
0940 PSL 001	88	0950 ISL 202	133	0970 PSL 111	120
0940 PSL 601	92	0950 ISL 203	134	0970 PSL 112	120
0940 PSL 602	92	0950 ISL 204	133	0970 PSL 113	121
0940 PSL 603	92	0950 ISL 205	133	0970 PSL 114	120
0941 DNC 101	88	0950 ISL 207	133	0970 PSL 123	122
0941 DNC 301	88	0950 ISL 209	134	0970 PSL 124	121
0941 INC 201	88	0955 283 201/0,3 M	134	0970 PSL 209	120
0941 PNC 101	88	0955 283 201/0,6 M	134	0970 PSL 210	121
0941 PNC 103	88	0955 283 201/1 M	134	0970 PSL 211	121
0941 PNC 201	88	0955 283 201/2 M	134	0970 PSL 213	120
0941 UEM 100	90	0955 283 201/3 M	134	0970 PSL 214	122
0941 UNC 010	88	0955 283 201/5 M	134	0970 PSL 215	121
0941 UNC 020	88	0955 283 201/10 M	134	0970 PSL 650	119
0941 UNC 030	88	0955 283 201/15 M	134	0970 PSL 651	119
0941 UNC 601/10 M	96	0955 283 201/20 M	134	0970 PSL 700	119
0942 UEM 011	89	0955 283 201/25 M	134	0970 PSL 701	119
0942 UEM 012	89	0955 283 202/1 M	134	0973 PTL 201	122
0942 UEM 013	89	0955 283 202/3 M	134	0973 PTL 202	122
0942 UEM 014	89	0955 283 202/5 M	134	0975 202 201/0,3 M	123
0942 UEM 019	89	0955 283 202/10 M	134	0975 202 201/0,6 M	123
0942 UEM 021	89	0955 283 202/15 M	134	0975 202 201/1 M	123
0942 UEM 022	90	0955 283 203/1 M	134	0975 202 201/2 M	123
0942 UEM 026	89	0955 283 203/3 M	134	0975 202 201/3 M	123
0942 UEM 027	90	0955 283 203/5 M	134	0975 202 201/5 M	123
0942 UEM 032	89	0955 283 203/10 M	134	0975 202 201/10 M	123
0942 UEM 034	89	0955 283 203/15 M	134	0975 202 201/15 M	123
0942 UEM 040	90	0955 284 201/0,3 M	134	0975 202 201/20 M	123
0942 UEM 041	90	0955 284 201/0,6 M	134	0975 202 201/25 M	123
0942 UEM 101	89	0955 284 201/1 M	134	0975 202 202/1 M	123
0942 UEM 102	89	0955 284 201/2 M	134	0975 202 202/3 M	123
0942 UEM 201	90	0955 284 201/3 M	134	0975 202 202/5 M	123
0942 UEM 203	90	0955 284 201/5 M	134	0975 202 202/10 M	123
0942 UEM 205	90	0955 284 201/10 M	134	0975 202 202/15 M	123
0942 UEM 600	93	0955 284 201/15 M	134	0975 254 101/0,3 M	123
0942 UEM 601	93	0955 284 201/20 M	134	0975 254 101/0,6 M	123
0942 UEM 602	95	0955 284 201/25 M	134	0975 254 101/1 M	123
0942 UEM 612	95	0955 284 202/1 M	134	0975 254 101/2 M	123
0942 UEM 620	96	0955 284 202/3 M	134	0975 254 101/3 M	123
0942 UEM 630	93	0955 284 202/5 M	134	0975 254 101/5 M	123
0942 UEM 631	93	0955 284 202/10 M	134	0975 254 101/10 M	123
0942 UEM 650	92	0955 284 202/15 M	134	0975 254 101/15 M	123
0942 UEM 651	92	0955 284 203/1 M	134	0975 254 101/20 M	123
0942 UEM 670	95	0955 284 203/3 M	134	0975 254 101/25 M	123
0942 UEM 700	94	0955 284 203/5 M	134	0975 254 102/1 M	123
0942 UEM 701	94	0955 284 203/10 M	134	0975 254 102/3 M	123
0942 UEM 780/5 M	94	0955 284 203/15 M	134	0975 254 102/5 M	123
0942 UEM 782/1 M	94	0955 284 204/1 M	135	0975 254 102/10 M	123
0942 UEM 783	95	0955 284 204/2 M	135	0975 254 102/15 M	123
0943 UTL 101	91	0955 284 204/3 M	135	0975 254 103/1 M	123
0943 UTL 501	91	0955 284 204/5 M	135	0975 254 103/3 M	123
0947 USW 100	91	0956 IFC 201	78	0975 254 103/5 M	123



References

Part Number Index

Part Number	Page No.	Part Number	Page No.	Part Number	Page No.
0975 254 103/10 M	123	0985 609 100/45 M	137	0985 706 100/35 M	139
0975 254 103/15 M	123	0985 609 100/50 M	137	0985 706 100/40 M	139
0975 254 104/1 M	123	0985 609 101/0.5 M	137	0985 706 100/45 M	139
0975 254 104/2 M	123	0985 609 101/1 M	137	0985 706 100/50 M	139
0975 254 104/3 M	123	0985 609 101/2 M	137	0985 706 101/0.5 M	139
0975 254 104/5 M	123	0985 609 101/5 M	137	0985 706 101/1 M	139
0975 254 105/1 M	123	0985 609 500/0.5 M	137	0985 706 101/2 M	139
0975 254 105/2 M	123	0985 609 500/1 M	137	0985 706 101/5 M	139
0975 254 105/3 M	123	0985 609 500/2 M	137	0985 706 103/0.5 M	139
0975 254 105/5 M	123	0985 609 500/5 M	137	0985 706 103/1 M	139
0976 PFC 101	73, 126	0985 609 500/10 M	137	0985 706 103/2 M	139
0976 PFC 102	74, 127	0985 656 100/0.5 M	138	0985 706 103/5 M	139
0976 PFC 151	63, 125	0985 656 100/1 M	138	0985 706 103/10 M	139
0976 PFC 152	59, 126	0985 656 100/2 M	138	0985 706 104/0.5 M	139
0976 PMC 101	71, 126	0985 656 100/5 M	138	0985 706 104/1 M	139
0976 PMC 102	71, 126	0985 656 100/10 M	138	0985 706 104/2 M	139
0976 PMC 151	61, 125	0985 656 100/15 M	138	0985 706 104/5 M	139
0976 PMC 152	58, 126	0985 656 100/20 M	138	0985 706 104/10 M	139
0976 PMC 201	77, 127	0985 656 100/25 M	138	0985 706 500/0.5 M	139
0976 PMC 202	77, 128	0985 656 100/30 M	138	0985 706 500/1 M	139
0976 PMC 501	78, 128	0985 656 100/35 M	138	0985 706 500/2 M	139
0979 PTX 101	128	0985 656 100/40 M	138	0985 706 500/5 M	139
0979 PTX 201	128	0985 656 100/45 M	138	0985 706 500/10 M	139
0981 ENC 100	136	0985 656 100/50 M	138	0985 S3667 100/0.5 M	140
0981 ENC 102	136	0985 656 101/0.5 M	138	0985 S3667 100/1 M	140
0982 EEC 100	136	0985 656 101/1 M	138	0985 S3667 100/2 M	140
0982 EEC 101	136	0985 656 101/2 M	138	0985 S3667 100/5 M	140
0985 342 100/1 M	136	0985 656 101/5 M	138	0985 S3667 100/10 M	140
0985 342 100/2 M	136	0985 656 103/0.5 M	138	0985 S3667 100/15 M	140
0985 342 100/3 M	136	0985 656 103/1 M	138	0985 S3667 100/20 M	140
0985 342 100/5 M	136	0985 656 103/2 M	138	0985 S3667 100/25 M	140
0985 342 104/0.5 M	137	0985 656 103/5 M	138	0985 S3667 100/30 M	140
0985 342 104/1 M	137	0985 656 103/10 M	138	0985 S3667 100/35 M	140
0985 342 104/2 M	137	0985 656 104/0.5 M	138	0985 S3667 100/40 M	140
0985 342 104/5 M	137	0985 656 104/1 M	138	0985 S3667 100/45 M	140
0985 342 104/10 M	137	0985 656 104/2 M	138	0985 S3667 100/50 M	140
0985 342 500/0.5 M	137	0985 656 104/5 M	138	0985 S3667 101/0.5 M	140
0985 342 500/1 M	137	0985 656 104/10 M	138	0985 S3667 101/1 M	140
0985 342 500/2 M	137	0985 656 500/0.5 M	138	0985 S3667 101/2 M	140
0985 342 500/5 M	137	0985 656 500/1 M	138	0985 S3667 101/5 M	140
0985 342 500/10 M	137	0985 656 500/2 M	138	0985 S3667 500/0.5 M	140
0985 609 100/0.5 M	137	0985 656 500/5 M	138	0985 S3667 500/1 M	140
0985 609 100/1 M	137	0985 656 500/10 M	138	0985 S3667 500/2 M	140
0985 609 100/2 M	137	0985 706 100/0.5 M	139	0985 S3667 500/5 M	140
0985 609 100/5 M	137	0985 706 100/1 M	139	0985 S3667 500/10 M	140
0985 609 100/10 M	137	0985 706 100/2 M	139	0985 S4549 100/0.5 M	141
0985 609 100/15 M	137	0985 706 100/5 M	139	0985 S4549 100/1 M	141
0985 609 100/20 M	137	0985 706 100/10 M	139	0985 S4549 100/2 M	141
0985 609 100/25 M	137	0985 706 100/15 M	139	0985 S4549 100/5 M	141
0985 609 100/30 M	137	0985 706 100/20 M	139	0985 S4549 100/10 M	141
0985 609 100/35 M	137	0985 706 100/25 M	139	0985 S4549 100/15 M	141
0985 609 100/40 M	137	0985 706 100/30 M	139	0985 S4549 100/20 M	141



References

Part Number Index

Part Number	Page No.	Part Number	Page No.	Part Number	Page No.
0985 S4549 100/25 M	141	ASB 2-RKT 4-3-632/5 M	47	ASB 2-VB 1A-1-1-226/1 M	46
0985 S4549 100/30 M	141	ASB 2-RKT 4-3-637/0.3 M	47	ASB 2-VB 1A-1-1-226/1,5 M	46
0985 S4549 100/35 M	141	ASB 2-RKT 4-3-637/0.6 M	47	ASB 2-VB 1A-1-1-226/2 M	46
0985 S4549 100/40 M	141	ASB 2-RKT 4-3-637/1 M	47	ASB 2-VBD 1A-1-1-226/1 M	45
0985 S4549 100/45 M	141	ASB 2-RKT 4-3-637/1.5 M	47	ASB 2-VBD 1A-1-1-226/1,5 M	45
0985 S4549 100/50 M	141	ASB 2-RKT 4-3-637/2 M	47	ASB 2-VBD 1A-1-1-226/2 M	45
0985 S4549 103/0.5 M	141	ASB 2-RKT 4-3-637/5 M	47	ASB 2-VC 1A-1-3-226/1 M	46
0985 S4549 103/1 M	141	ASB 2-RKT 4-3-645/0.3 M	47	ASB 2-VC 1A-1-3-226/1,5 M	46
0985 S4549 103/2 M	141	ASB 2-RKT 4-3-645/0.6 M	47	ASB 2-VC 1A-1-3-226/2 M	46
0985 S4549 103/5 M	141	ASB 2-RKT 4-3-645/1 M	47	ASB 4 5-4-328/5 M	11
0985 S4549 103/10 M	141	ASB 2-RKT 4-3-645/1.5 M	47	ASB 4 5-4-328/10 M	11
0985 S4549 104/0.5 M	141	ASB 2-RKT 4-3-645/2 M	47	ASB 4/LED 5-4-328/5 M	11
0985 S4549 104/1 M	141	ASB 2-RKT 4-3-645/5 M	47	ASB 4/LED 5-4-328/10 M	11
0985 S4549 104/2 M	141	ASB 2-RKT 4-643/0.3 M	47	ASB 4/LED 5-4-328/RS120M	12
0985 S4549 104/5 M	141	ASB 2-RKT 4-643/0.6 M	47	ASB 6 5-4-330/5 M	11
0985 S4549 104/10 M	141	ASB 2-RKT 4-643/1 M	47	ASB 6 5-4-330/10 M	11
0985 S4549 500/0.5 M	141	ASB 2-RKT 4-643/1.5 M	47	ASB 6/LED 5-4-330/5 M	11
0985 S4549 500/1 M	141	ASB 2-RKT 4-643/2 M	47	ASB 6/LED 5-4-330/10 M	11
0985 S4549 500/2 M	141	ASB 2-RKT 4-643/5 M	47	ASB 8 / LED 5-4/ 1,5 M	12
0985 S4549 500/5 M	141	ASB 2-RKWT 4-3-224/1 M	44	ASB 8 5-4-331/5 M	11
0985 S4549 500/10 M	141	ASB 2-RKWT 4-3-224/1,5 M	44	ASB 8 5-4-331/10 M	11
0986 EFC 151 A	63, 142	ASB 2-RKWT 4-3-224/2 M	44	ASB 8/LED 5-4-331/5 M	11
0986 EFC 152	59, 142	ASB 2-RKWT 4-3-251/1 M	44	ASB 8/LED 5-4-331/10 M	11
0986 EMC 102	71, 142	ASB 2-RKWT 4-3-251/1,5 M	44	ASB 8/LED 5-4-331/RS120M	12
AKB 2-RST 3-602/0.3 M	46	ASB 2-RKWT 4-3-251/2 M	44	ASBA 2-RKT 4-3-224/1 M	44
AKB 2-RST 3-602/0.6 M	46	ASB 2-RKWT 4-3-632/0.3 M	47	ASBA 2-RKT 4-3-224/1,5 M	44
AKB 2-RST 3-602/1 M	46	ASB 2-RKWT 4-3-632/0.6 M	47	ASBA 2-RKT 4-3-224/2 M	44
AKB 2-RST 3-602/1.5 M	46	ASB 2-RKWT 4-3-632/1 M	47	ASBM 10/LED 3-346/5 M	10
AKB 2-RST 3-602/2 M	46	ASB 2-RKWT 4-3-632/1.5 M	47	ASBM 10/LED 3-346/10 M	10
AKB 2-RST 3-602/3 M	46	ASB 2-RKWT 4-3-632/2 M	47	ASBM 10/LED 3-346/15 M	10
AKB 2-RST 3-602/5 M	46	ASB 2-RKWT 4-3-632/5 M	47	ASBM 12/LED 3-347/5 M	10
ASB 2 4-3-632/0.3 M	26	ASB 2-RKWT 4-3-637/0.3 M	47	ASBM 12/LED 3-347/10 M	10
ASB 2 4-3-632/0.6 M	26	ASB 2-RKWT 4-3-637/0.6 M	47	ASBM 12/LED 3-347/15 M	10
ASB 2 4-3-632/1 M	26	ASB 2-RKWT 4-3-637/1 M	47	ASBM 4/LED 3-343/5 M	10
ASB 2 4-3-632/1.5 M	26	ASB 2-RKWT 4-3-637/1.5 M	47	ASBM 4/LED 3-343/10 M	10
ASB 2 4-3-632/2 M	26	ASB 2-RKWT 4-3-637/2 M	47	ASBM 4/LED 3-343/15 M	10
ASB 2 4-3-632/5 M	26	ASB 2-RKWT 4-3-637/5 M	47	ASBM 6/LED 3-344/5 M	10
ASB 2-RKMVV/LED A 3-224/1 M	44	ASB 2-RKWT 4-3-645/0.3 M	47	ASBM 6/LED 3-344/10 M	10
ASB 2-RKMVV/LED A 3-224/1,5 M	44	ASB 2-RKWT 4-3-645/0.6 M	47	ASBM 6/LED 3-344/15 M	10
ASB 2-RKMVV/LED A 3-224/2 M	44	ASB 2-RKWT 4-3-645/1 M	47	ASBM 8/LED 3-345/5 M	10
ASB 2-RKT 4-3-224/1 M	44	ASB 2-RKWT 4-3-645/1.5 M	47	ASBM 8/LED 3-345/10 M	10
ASB 2-RKT 4-3-224/1,5 M	44	ASB 2-RKWT 4-3-645/2 M	47	ASBM 8/LED 3-345/15 M	10
ASB 2-RKT 4-3-224/2 M	44	ASB 2-RKWT 4-3-645/5 M	47	ASBS 2 M12-4S-90	53
ASB 2-RKT 4-3-251/1 M	44	ASB 2-RKWT/LED A 4-3-224/1 M	44	ASBS 2 M12-5	52
ASB 2-RKT 4-3-251/1,5 M	44	ASB 2-RKWT/LED A 4-3-224/1,5 M	44	ASBS 2 M12-5-90	53
ASB 2-RKT 4-3-251/2 M	44	ASB 2-RKWT/LED A 4-3-224/2 M	44	ASBS 2 M12-5S	52
ASB 2-RKT 4-3-632/0.3 M	47	ASB 2-RST 5-228/0,2-RKT 5-228/1 M	45	ASBS 2 M12-S-2325	52
ASB 2-RKT 4-3-632/0.6 M	47	ASB 2-RST 5-228/0,2-RKT 5-228/1,5 M	45	ASBS 2 M12-S-2326	52
ASB 2-RKT 4-3-632/1 M	47	ASB 2-RST 5-228/0,2-RKT 5-228/2 M	45	ASBS 2 M8	52
ASB 2-RKT 4-3-632/1.5 M	47	ASB 2-VAD 1A-1-3-226/1 M	45	ASBS 2 M8-90	53
ASB 2-RKT 4-3-632/2 M	47	ASB 2-VAD 1A-1-3-226/1,5 M	45	ASBS 4 / LED 5-4	13
ASB 2-RKT 4-3-632/3 M	47	ASB 2-VAD 1A-1-3-226/2 M	45	ASBS 6 / LED 5-4	13



References

Part Number Index

Part Number	Page No.	Part Number	Page No.	Part Number	Page No.
ASBS 6 5-4	13	LC-D	82	RK 120M-654/20 F	31
ASBS 8 / LED 5-4	13	PRKFM 4/0,5 M	63	RK 120M-654/30 F	31
ASBS 8 5-4	13	PRKFM 5/0,5 M	63	RK 120M-676/2 M	31
ASBS 8/LED 5-4/4E-4A	13	PRKFM 8/0,5 M	63	RK 120M-676/5 M	31
ASBSA 2 M12-3	52	PRKT 4-07/5 M	24	RK 120M-676/10 M	31
ASBSM 4/LED 3	10	PRKT 4-07/10 M	24	RK 120M-676/15 M	31
ASBSM 6/LED 3	10	PRKT 4-07/25 M	24	RK 120M-724/6 F	31
ASBSM 8/LED 3	10	PRKT 5-56/5 M	24	RK 120M-724/12 F	31
ASBSM 10/LED 3	10	PRKT 5-56/10 M	24	RK 120M-724/15 F	31
ASBSV 4 5	14	PRKT 5-56/25 M	24	RK 120M-724/20 F	31
ASBSV 4/LED 5	14	PRKWT 4-07/5 M	24	RK 120M-724/30 F	31
ASBSV 6 5	14	PRKWT 4-07/10 M	24	RK 190M-669/2 M	31
ASBSV 6/LED 5	14	PRKWT 4-07/25 M	24	RK 190M-669/5 M	31
ASBSV 8 5	14	PRKWT 5-56/5 M	24	RK 190M-669/10 M	31
ASBSV 8/LED 5	14	PRKWT 5-56/10 M	24	RK 190M-669/15 M	31
ASBSVD 8/LED W5	14	PRKWT 5-56/25 M	24	RK 20-603/2 M	29
ASBV 4 4-3-138/RS120M	13	PRKWT/LED P 4-07/5 M	24	RK 20-603/5 M	29
ASBV 4 5-256/5 M	12	PRKWT/LED P 4-07/10 M	24	RK 20-603/10 M	29
ASBV 4 5-256/10 M	12	PRKWT/LED P 4-07/25 M	24	RK 20-678/6 F	27
ASBV 4/LED 5-242/RS190M	14	PRSFM 4	59	RK 20-678/12 F	27
ASBV 4/LED 5-256/5 M	12	PRSFM 4/0,5 M	61	RK 20-678/15 F	27
ASBV 4/LED 5-256/10 M	12	PRSFM 5	59	RK 20-678/20 F	27
ASBV 4/LED 5-256/15 M	12	PRSFM 5/0,5 M	61	RK 20-678/30 F	27
ASBV 4/LED 5-256/RS120M	14	PRSFM 8/0,5 M	61	RK 30-601/2 M	29
ASBV 6 5-332/5 M	12	PRST 4-07/5 M	24	RK 30-601/5 M	29
ASBV 6 5-332/10 M	12	PRST 4-07/10 M	24	RK 30-601/10 M	29
ASBV 6/LED 5-332/5 M	12	PRST 4-07/25 M	24	RK 30-619/6 F	27
ASBV 6/LED 5-332/10 M	12	PRST 4-PRKT 4-07/2 M	39	RK 30-619/12 F	27
ASBV 6/LED 5-332/15 M	12	PRST 4-PRKT 4-07/5 M	39	RK 30-619/15 F	27
ASBV 8/LED 5-242/5 M	12	PRST 4-PRKWT 4-07/2 M	40	RK 30-619/20 F	27
ASBV 8/LED 5-242/10 M	12	PRST 4-PRKWT 4-07/5 M	40	RK 30-619/30 F	27
ASBV 8/LED 5-242/15 M	12	PRST 4-PRKWT/LED P 4-07/2 M	40	RK 30-645/2 M	29
ASBV 8 4-3-139/RS190M	13	PRST 4-PRKWT/LED P 4-07/5 M	40	RK 30-645/5 M	29
ASBV 8 5-242/5 M	12	PZVK	83	RK 30-645/10 M	29
ASBV 8 5-242/10 M	12	RK 100M-652/6 F	31	RK 30-731/6 F	29
ASNBL 8/LED 5-4-320/5	11	RK 100M-652/12 F	31	RK 30-731/12 F	29
ASNBL 8/LED 5-4-320/10 M	11	RK 100M-652/15 F	31	RK 30-731/15 F	29
ASNBL 8/LED 5-4-320/15 M	11	RK 100M-652/20 F	31	RK 30-731/20 F	29
ASNBV 8/LED 5-278/5 M	11	RK 100M-652/30 F	31	RK 30-731/30 F	29
ASNBV 8/LED 5-278/10 M	11	RK 100M-699/6 F	31	RK 30-738/6 F	27
ASNBV 8/LED 5-278/15 M	11	RK 100M-699/12 F	31	RK 30-738/12 F	27
AWKZ	86	RK 100M-699/15 F	31	RK 30-738/15 F	27
AWKZ 12/19	86	RK 100M-699/20 F	31	RK 30-738/20 F	27
AWKZ 3/4	86	RK 100M-699/30 F	31	RK 30-738/30 F	27
DMWKZ	85	RK 120-728/6 F	32	RK 30-741/6 F	27
DMWKZ 8	85	RK 120-728/12 F	32	RK 30-741/12 F	27
DMWKZ K 12	85	RK 120-728/15 F	32	RK 30-741/15 F	27
DMWKZ K 8	85	RK 120-728/20 F	32	RK 30-741/20 F	27
FASBS 2 M12-5S	53	RK 120-728/30 F	32	RK 30-741/30 F	27
FWD 5	59, 118	RK 120M-654/6 F	31	RK 40-602/2 M	29
FWD 5B	59	RK 120M-654/12 F	31	RK 40-602/5 M	29
LC-A	82	RK 120M-654/15 F	31	RK 40-602/10 M	29

References

Part Number Index

Part Number	Page No.	Part Number	Page No.	Part Number	Page No.
RK 40-637/6 F	29	RK 80M-650/15 F	30	RKCS 4/9	73
RK 40-637/12 F	29	RK 80M-650/20 F	30	RKCS 5/9	73
RK 40-637/15 F	29	RK 80M-650/30 F	30	RKCS 8/9	73
RK 40-637/20F	29	RK 80M-698/6 F	30	RKCW 120/13,5	78
RK 40-637/30F	29	RK 80M-698/12 F	30	RKCW 190/13,5	78
RK 40-739/6 F	27	RK 80M-698/15 F	30	RKCW 3U/7	75
RK 40-739/12 F	27	RK 80M-698/20 F	30	RKCW 3U/9	75
RK 40-739/15 F	27	RK 80M-698/30 F	30	RKCW 4 /7	71
RK 40-739/20 F	27	RK 90M-623/6 F	31	RKCW 4 /9	71
RK 40-739/30 F	27	RK 90M-623/12 F	31	RKCW 4/3/7	71
RK 50-742/6 F	27	RK 90M-623/15 F	31	RKCW 4/3/9	71
RK 50-742/12 F	27	RK 90M-623/20 F	31	RKCW 5/7	71
RK 50-742/15 F	27	RK 90M-623/30 F	31	RKCW 5/9	71
RK 50-742/20 F	27	RK 90M-651/6 F	31	RKCW 8/9	71
RK 50-742/30 F	27	RK 90M-651/12 F	31	RKCW/LED 4/7	72
RK 50-755/6 F	27	RK 90M-651/15 F	31	RKCW/LED 4/9	72
RK 50-755/12 F	27	RK 90M-651/20 F	31	RKCWN 4/7	73
RK 50-755/15 F	27	RK 90M-651/30 F	31	RKCWN 4/9	73
RK 50-755/20 F	27	RKC 120/13,5	78	RKCWN 5/7	73
RK 50-755/30 F	27	RKC 190/13,5	78	RKCWN 5/9	73
RK 50-777/6 F	27	RKC 30/11	75	RKCWN 8/9	73
RK 50-777/12 F	27	RKC 30/9	75	RKF 1001M-699/1 F	67
RK 50-777/15 F	27	RKC 3U/7	74	RKF 1201M-624/1 F	67
RK 50-777/20 F	27	RKC 3U/9	74	RKF 1201M-630/0.3 M	67
RK 50-777/30 F	27	RKC 4 /7	71	RKF 1201M-676/1 F	67
RK 50-794/6 F	29	RKC 4 /9	71	RKF 1901M-669/1 F	67
RK 50-794/12 F	29	RKC 4/3/7	71	RKF 20/11-03	65
RK 50-794/15 F	29	RKC 4/3/9	71	RKF 20/13,5-03	65
RK 50-794/20 F	29	RKC 4/DUO	73	RKF 201-678/1 F	66
RK 50-794/30 F	29	RKC 40/9	75	RKF 20-603/0.3 M	65
RK 601B-696/30 F	30	RKC 5/7	71	RKF 3 U/1 F	64
RK 60A-697/6 F	27	RKC 5/9	71	RKF 3/0,5 M	62
RK 60A-697/12 F	27	RKC 5/DUO	73	RKF 30/11-01	65
RK 60A-697/15 F	27	RKC 50/11	75	RKF 30/11-05	65
RK 60A-697/20 F	27	RKC 50/16	75	RKF 30/13,5-01	65
RK 60A-697/30 F	27	RKC 50/9	75	RKF 30/13,5-05	65
RK 60B-696/6 F	30	RKC 8/9	71	RKF 301-638/1 F	66
RK 60B-696/12 F	30	RKC/LED 4/7	72	RKF 301-641/1 F	66
RK 60B-696/15 F	30	RKC/LED 4/9	72	RKF 30-601/0.3 M	65
RK 60B-696/20 F	30	RKCN 4/7	72	RKF 30-695/0.3 M	65
RK 70M-622/6 F	30	RKCN 4/9	72	RKF 4 U/1 F	64
RK 70M-622/12 F	30	RKCN 4/DUO	73	RKF 4/0,5 M	62
RK 70M-622/15 F	30	RKCN 5/7	72	RKF 4-1/2-14/0,5 M	62
RK 70M-622/20 F	30	RKCN 5/9	72	RKF 40/11-02	65
RK 70M-622/30 F	30	RKCN 5/DUO	73	RKF 40/13,5-02	65
RK 70M-649/6 F	30	RKCN 8/9	72	RKF 401-639/1 F	66
RK 70M-649/12 F	30	RKCQ 4/3/7	72	RKF 40-693/0.3 M	65
RK 70M-649/15 F	30	RKCQ 4/3/9	72	RKF 40A-14D/1M	81
RK 70M-649/20 F	30	RKCQ 4/7	72	RKF 40A-14D/3M	81
RK 70M-649/30 F	30	RKCQ 4/9	72	RKF 40D-3/4-10T/1M	80
RK 80M-650/6 F	30	RKCQS 4/3/9	74	RKF 40D-3/4-10T/3M	80
RK 80M-650/12 F	30	RKCQS 4/9	74	RKF 4-S3103,5 M	62



References

Part Number Index


Part Number	Page No.	Part Number	Page No.	Part Number	Page No.
RKF 4-3-1/2-15/0,5 M	62	RKMV 3-06/5 M	16	RKMWVS 3-357/5 M	18
RKF 5 TB	62	RKMV 3-06/10 M	16	RKMWVS 4-358/5 M	18
RKF 5 U/1 F	64	RKMV 3-224/2 M	16	RKT 12-348/2 M	19
RKF 5/0,5 M	62	RKMV 3-224/5 M	16	RKT 12-348/5 M	19
RKF 50/11-04	65	RKMV 3-224/10 M	16	RKT 12-348/10 M	19
RKF 50/13,5-04	65	RKMV 4-07/2 M	16	RKT 3 U-618/6 F	26
RKF 501-642/1 F	66	RKMV 4-07/5 M	16	RKT 3 U-618/12 F	26
RKF 501-677/1 F	66	RKMV 4-07/10 M	16	RKT 3 U-618/15 F	26
RKF 501-690/1 F	66	RKMV 4-225/2 M	16	RKT 3 U-618/20 F	26
RKF 50-694/0.3 M	65	RKMV 4-225/5 M	16	RKT 3 U-619/6 F	26
RKF 5-S3103,5 M	62	RKMV 4-225/10 M	16	RKT 3 U-619/12 F	26
RKF 5-1/2-14/0,5 M	62	RKMV 8-354/2 M	16	RKT 3 U-619/15 F	26
RKF 601A-697/1 F	66	RKMV 8-354/5 M	16	RKT 3 U-619/20 F	26
RKF 8/0,5 M	62	RKMV 8-354/10 M	16	RKT 3 U-664/6 F	26
RKF 8-S3103,5 M	62	RKMVS 3-357/5 M	18	RKT 3 U-664/12 F	26
RKF 8-1/2-14/0,5 M	62	RKMVS 4-358/5 M	18	RKT 3 U-664/15 F	26
RKFM 4/0,5 M	61	RKMW 3-06/2 M	17	RKT 3 U-664/20 F	26
RKFM 4-3/0,5 M	61	RKMW 3-06/5 M	17	RKT 3 U-688/6 F	26
RKFM 5/0,5 M	61	RKMW 3-06/10 M	17	RKT 3 U-688/12 F	26
RKFM 5/20/0,5 M	62	RKMW 3-224/2 M	17	RKT 3 U-688/15 F	26
RKFM 8/0,5 M	61	RKMW 3-224/5 M	17	RKT 3 U-688/20 F	26
RKFPM 4/0,5 M	62	RKMW 3-224/10 M	17	RKT 3-610/2 M	20
RKFPM 4-3/0,5 M	62	RKMW 4-07/2 M	17	RKT 3-610/5 M	20
RKFPM 5/0,5 M	62	RKMW 4-07/5 M	17	RKT 3-610/10 M	20
RKFPM 8/0,5 M	62	RKMW 4-07/10 M	17	RKT 3-632/2 M	20
RKHL 4/ S 5,5	59	RKMW 4-225/2 M	17	RKT 3-632/5 M	20
RKHL 5/ S 5,5	59	RKMW 4-225/5 M	17	RKT 3-632/10 M	20
RKHL 5B/S 5,5	59	RKMW 4-225/10 M	17	RKT 3-645/2 M	20
RKHL 8/ S 5,5	59	RKMW/LED A 3-06/2 M	17	RKT 3-645/5 M	20
RKM 3-06/2 M	17	RKMW/LED A 3-06/5 M	17	RKT 3-645/10 M	20
RKM 3-06/5 M	17	RKMW/LED A 3-06/10 M	17	RKT 3-731/2 M	20
RKM 3-06/10 M	17	RKMW/LED A 3-224/2 M	17	RKT 3-731/5 M	20
RKM 3-224/2 M	17	RKMW/LED A 3-224/5 M	17	RKT 3-731/10 M	20
RKM 3-224/5 M	17	RKMW/LED A 3-224/10 M	17	RKT 3U-226/5 M	25
RKM 3-224/10 M	17	RKMWV 3-06/2 M	16	RKT 4 U-674/6 F	26
RKM 4-07/2 M	17	RKMWV 3-06/5 M	16	RKT 4 U-674/12 F	26
RKM 4-07/5 M	17	RKMWV 3-06/10 M	16	RKT 4 U-674/15 F	26
RKM 4-07/10 M	17	RKMWV 3-224/2 M	16	RKT 4 U-674/20 F	26
RKM 4-225/2 M	17	RKMWV 3-224/5 M	16	RKT 4 U-689/6 F	26
RKM 4-225/5 M	17	RKMWV 3-224/10 M	16	RKT 4 U-689/12 F	26
RKM 4-225/10 M	17	RKMWV 4-07/2 M	16	RKT 4 U-689/15 F	26
RKMC 3	68	RKMWV 4-07/5 M	16	RKT 4 U-689/20 F	26
RKMC 4	68	RKMWV 4-07/10 M	16	RKT 4-07/2 M	19
RKMCK 3	69	RKMWV 4-225/2 M	16	RKT 4-07/5 M	19
RKMCK 4	69	RKMWV 4-225/5 M	16	RKT 4-07/10 M	19
RKMCW 3	68	RKMWV 4-225/10 M	16	RKT 4-225/2 M	19
RKMCW 4	68	RKMWV/LED A 3-06/2 M	17	RKT 4-225/5 M	19
RKMF 3/0,5 M	57	RKMWV/LED A 3-06/5 M	17	RKT 4-225/10 M	19
RKMF 4/0,5 M	57	RKMWV/LED A 3-06/10 M	17	RKT 4-251/2 M	19
RKMHL 3/ S 5,5	57	RKMWV/LED A 3-224/2 M	17	RKT 4-251/5 M	19
RKMHL 4/S 5,5	57	RKMWV/LED A 3-224/5 M	17	RKT 4-251/10 M	19
RKMV 3-06/2 M	16	RKMWV/LED A 3-224/10 M	17	RKT 4-3-06/2 M	19



References

Part Number Index

Part Number	Page No.	Part Number	Page No.	Part Number	Page No.
RKT 4-3-06/5 M	19	RKT 8-627/5 M	20	RKU A 6-203/15 M	124, 135
RKT 4-3-06/10 M	19	RKT 8-627/10 M	20	RKU E 6-203/5 M	124
RKT 4-3-224/2 M	19	RKT 8-6-337/2 M	19	RKU E 6-203/10 M	124
RKT 4-3-224/5 M	19	RKT 8-6-337/5 M	19	RKU E 6-203/15 M	124
RKT 4-3-224/10 M	19	RKT 8-6-337/10 M	19	RKUE 19-242/5 M	33
RKT 4-3-260/2 M	19	RKT/LED A 4-3-06/2 M	21	RKUE 19-242/10 M	33
RKT 4-3-260/5 M	19	RKT/LED A 4-3-06/5 M	21	RKUE 19-242/15 M	33
RKT 4-3-260/10 M	19	RKT/LED A 4-3-06/10 M	21	RKUE 19-242/20 M	33
RKT 4-602/2 M	20	RKT/LED A 4-3-224/2 M	21	RKV	83
RKT 4-602/5 M	20	RKT/LED A 4-3-224/5 M	21	RKV M23	83
RKT 4-602/10 M	20	RKT/LED A 4-3-224/10 M	21	RKV-A	81
RKT 4-633/2 M	20	RKT/LED A 4-3-260/2 M	21	RKV-D	81
RKT 4-633/5 M	20	RKT/LED A 4-3-260/5 M	21	RKW 20-678/6 F	28
RKT 4-633/10 M	20	RKT/LED A 4-3-260/10 M	21	RKW 20-678/12 F	28
RKT 4-637/2 M	20	RKT/LED A 4-3-632/1 M	22	RKW 20-678/15 F	28
RKT 4-637/5 M	20	RKT/LED A 4-3-632/2 M	22	RKW 20-678/20 F	28
RKT 4-637/10 M	20	RKT/LED A 4-3-632/5 M	22	RKW 20-678/30 F	28
RKT 4-643/2 M	20	RKT/LED A 4-3-632/10 M	22	RKW 30-619/6 F	28
RKT 4-643/5 M	20	RKT/LED F 4-225/2 M	21	RKW 30-619/12 F	28
RKT 4-643/10 M	20	RKT/LED F 4-225/5 M	21	RKW 30-619/15 F	28
RKT 4-679/2 M	20	RKT/LED F 4-225/10 M	21	RKW 30-619/20 F	28
RKT 4-679/5 M	20	RKTS 4-182/2 M	23	RKW 30-619/30 F	28
RKT 4-679/10 M	20	RKTS 4-182/5 M	23	RKW 30-738/6 F	28
RKT 5 U-673/6 F	26	RKTS 4-182/10 M	23	RKW 30-738/12 F	28
RKT 5 U-673/12 F	26	RKTS 4-288/2 M	23	RKW 30-738/15 F	28
RKT 5 U-673/15 F	26	RKTS 4-288/5 M	23	RKW 30-738/20 F	28
RKT 5 U-673/20 F	26	RKTS 4-288/10 M	23	RKW 30-738/30 F	28
RKT 5 U-755/6 F	26	RKTS 5-183/2 M	23	RKW 30-741/6 F	28
RKT 5 U-755/12 F	26	RKTS 5-183/5 M	23	RKW 30-741/12 F	28
RKT 5 U-755/15 F	26	RKTS 5-183/10 M	23	RKW 30-741/15 F	28
RKT 5 U-755/20 F	26	RKTS 5-298/2 M	23	RKW 30-741/20 F	28
RKT 5-228/2 M	19	RKTS 5-298/5 M	23	RKW 30-741/30 F	28
RKT 5-228/5 M	19	RKTS 5-298/10 M	23	RKW 40-739/6 F	28
RKT 5-228/10 M	19	RKTS 8-184/2 M	23	RKW 40-739/12 F	28
RKT 5-259/2 M	19	RKTS 8-184/5 M	23	RKW 40-739/15 F	28
RKT 5-259/5 M	19	RKTS 8-184/10 M	23	RKW 40-739/20 F	28
RKT 5-259/10 M	19	RKTS 8-299/2 M	23	RKW 40-739/30 F	28
RKT 5-56/2 M	19	RKTS 8-299/5 M	23	RKW 50-742/6 F	28
RKT 5-56/5 M	19	RKTS 8-299/10 M	23	RKW 50-742/12 F	28
RKT 5-612/2 M	20	RKU 12-256/5 M	33	RKW 50-742/15 F	28
RKT 5-612/5 M	20	RKU 12-256/10 M	33	RKW 50-742/20 F	28
RKT 5-612/10 M	20	RKU 12-256/15 M	33	RKW 50-742/30 F	28
RKT 5-644/2 M	20	RKU 12-256/20 M	33	RKW 50-755/6 F	28
RKT 5-644/5 M	20	RKU 19-242/5 M	33	RKW 50-755/12 F	28
RKT 5-644/10 M	20	RKU 19-242/10 M	33	RKW 50-755/15 F	28
RKT 8-282/2 M	19	RKU 19-242/15 M	33	RKW 50-755/20 F	28
RKT 8-282/5 M	19	RKU 19-242/20 M	33	RKW 50-755/30 F	28
RKT 8-282/10 M	19	RKU 6-204/10 M	124, 135	RKW 50-777/6 F	28
RKT 8-6-268/2 M	19	RKU 6-204/15 M	124, 135	RKW 50-777/12 F	28
RKT 8-6-268/5 M	19	RKU 6-204/5 M	124, 135	RKW 50-777/15 F	28
RKT 8-6-268/10 M	19	RKU A 6-203/5 M	124, 135	RKW 50-777/20 F	28
RKT 8-627/2 M	20	RKU A 6-203/10 M	124, 135	RKW 50-777/30 F	28



References Part Number Index

Part Number	Page No.	Part Number	Page No.	Part Number	Page No.
RKW 60A-697/6 F	28	RKWT 4-251/5 M	20	RKWT 8-627/2 M	21
RKW 60A-697/12 F	28	RKWT 4-251/10 M	20	RKWT 8-627/5 M	21
RKW 60A-697/15 F	28	RKWT 4-3-06/2 M	20	RKWT 8-627/10 M	21
RKW 60A-697/20 F	28	RKWT 4-3-06/5 M	20	RKWT 8-6-337/2 M	20
RKW 60A-697/30 F	28	RKWT 4-3-06/10 M	20	RKWT 8-6-337/5 M	20
RKWF5-PCB	116	RKWT 4-3-224/2 M	20	RKWT 8-6-337/10 M	20
RKWT 12-348/2 M	20	RKWT 4-3-224/5 M	20	RKWT/LED A 4-3-06/2 M	22
RKWT 12-348/5 M	20	RKWT 4-3-224/10 M	20	RKWT/LED A 4-3-06/5 M	22
RKWT 12-348/10 M	20	RKWT 4-3-260/2 M	20	RKWT/LED A 4-3-06/10 M	22
RKWT 3 U-618/6 F	26	RKWT 4-3-260/5 M	20	RKWT/LED A 4-3-224/2 M	22
RKWT 3 U-618/12 F	26	RKWT 4-3-260/10 M	20	RKWT/LED A 4-3-224/5 M	22
RKWT 3 U-618/15 F	26	RKWT 4-602/2 M	21	RKWT/LED A 4-3-224/10 M	22
RKWT 3 U-618/20 F	26	RKWT 4-602/5 M	21	RKWT/LED A 4-3-260/2 M	22
RKWT 3 U-619/6 F	26	RKWT 4-602/10 M	21	RKWT/LED A 4-3-260/5 M	22
RKWT 3 U-619/12 F	26	RKWT 4-633/2 M	21	RKWT/LED A 4-3-260/10 M	22
RKWT 3 U-619/15 F	26	RKWT 4-633/5 M	21	RKWT/LED A 4-3-632/1 M	22
RKWT 3 U-619/20 F	26	RKWT 4-633/10 M	21	RKWT/LED A 4-3-632/2 M	22
RKWT 3 U-664/6 F	26	RKWT 4-637/2 M	21	RKWT/LED A 4-3-632/5 M	22
RKWT 3 U-664/12 F	26	RKWT 4-637/5 M	21	RKWT/LED A 4-3-632/10 M	22
RKWT 3 U-664/15 F	26	RKWT 4-637/10 M	21	RKWT/LED P 4-07/2 M	22
RKWT 3 U-664/20 F	26	RKWT 4-643/2 M	21	RKWT/LED P 4-07/5 M	22
RKWT 3 U-688/6 F	26	RKWT 4-643/5 M	21	RKWT/LED P 4-07/10 M	22
RKWT 3 U-688/12 F	26	RKWT 4-643/10 M	21	RKWT/LED P 4-225/2 M	22
RKWT 3 U-688/15 F	26	RKWT 4-679/2 M	21	RKWT/LED P 4-225/5 M	22
RKWT 3 U-688/20 F	26	RKWT 4-679/5 M	21	RKWT/LED P 4-225/10 M	22
RKWT 3-610/2 M	21	RKWT 4-679/10 M	21	RKWT/LED P 4-251/2 M	22
RKWT 3-610/5 M	21	RKWT 5 U-673/6 F	26	RKWT/LED P 4-251/5 M	22
RKWT 3-610/10 M	21	RKWT 5 U-673/12 F	26	RKWT/LED P 4-251/10 M	22
RKWT 3-632/2 M	21	RKWT 5 U-673/15 F	26	RKWT/LED P 4-3-633/1 M	22
RKWT 3-632/5 M	21	RKWT 5 U-673/20 F	26	RKWT/LED P 4-3-633/2 M	22
RKWT 3-632/10 M	21	RKWT 5 U-755/6 F	26	RKWT/LED P 4-3-633/5 M	22
RKWT 3-645/2 M	21	RKWT 5 U-755/12 F	26	RKWT/LED P 4-3-633/10 M	22
RKWT 3-645/5 M	21	RKWT 5 U-755/15 F	26	RKWT/LED W 4-265/2 M	22
RKWT 3-645/10 M	21	RKWT 5 U-755/20 F	26	RKWT/LED W 4-265/5 M	22
RKWT 3-731/2 M	21	RKWT 5-228/2 M	20	RKWT/LED W 4-265/10 M	22
RKWT 3-731/5 M	21	RKWT 5-228/5 M	20	RKWT/LED W 4-182/2 M	23
RKWT 3-731/10 M	21	RKWT 5-228/10 M	20	RKWT/LED W 4-182/5 M	23
RKWT 4 U-674/6 F	26	RKWT 5-56/2 M	20	RKWT/LED W 4-182/10 M	23
RKWT 4 U-674/12 F	26	RKWT 5-56/5 M	20	RKWT/LED W 4-288/2 M	23
RKWT 4 U-674/15 F	26	RKWT 5-56/10 M	20	RKWT/LED W 4-288/5 M	23
RKWT 4 U-674/20 F	26	RKWT 5-612/2 M	21	RKWT/LED W 4-288/10 M	23
RKWT 4 U-689/6 F	26	RKWT 5-612/5 M	21	RKWT/LED W 4-635/2 M	23
RKWT 4 U-689/12 F	26	RKWT 5-612/10 M	21	RKWT/LED W 4-635/5 M	23
RKWT 4 U-689/15 F	26	RKWT 5-644/2 M	21	RKWT/LED W 4-635/10 M	23
RKWT 4 U-689/20 F	26	RKWT 5-644/5 M	21	RKWT/LED W 5-298/2 M	23
RKWT 4-07/2 M	20	RKWT 5-644/10 M	21	RKWT/LED W 5-298/5 M	23
RKWT 4-07/5 M	20	RKWT 8-282/2 M	20	RKWT/LED W 5-298/10 M	23
RKWT 4-07/10 M	20	RKWT 8-282/5 M	20	RKWT/LED W 8-299/2 M	23
RKWT 4-225/2 M	20	RKWT 8-282/10 M	20	RKWT/LED W 8-299/5 M	23
RKWT 4-225/5 M	20	RKWT 8-6-268/2 M	20	RKWT/LED W 8-299/10 M	23
RKWT 4-225/10 M	20	RKWT 8-6-268/5 M	20	RKWU 12-256/5 M	33
RKWT 4-251/2 M	20	RKWT 8-6-268/10 M	20	RKWU 12-256/10 M	33



References

Part Number Index

Part Number	Page No.	Part Number	Page No.	Part Number	Page No.
RKWU 12-256/15 M	33	RS 301-738/30 F	27	RS 601A-697/15 F	27
RKWU 12-256/20 M	33	RS 301-741/6 F	27	RS 601A-697/20 F	27
RKWU 19-242/5 M	33	RS 301-741/12 F	27	RS 601A-697/30 F	27
RKWU 19-242/10 M	33	RS 301-741/15 F	27	RS 601B-696/6 F	30
RKWU 19-242/15 M	33	RS 301-741/20 F	27	RS 601B-696/12 F	30
RKWU 19-242/20 M	33	RS 301-741/30 F	27	RS 601B-696/15 F	30
RKWUE 19-242/5 M	33	RS 30-601/2 M	29	RS 601B-696/20 F	30
RKWUE 19-242/10 M	33	RS 30-601/5 M	29	RS 601B-696/30 F	30
RKWUE 19-242/15 M	33	RS 30-601/10 M	29	RS 701M-622/6 F	30
RKWUE 19-242/20 M	33	RS 30-645/2 M	29	RS 701M-622/12 F	30
RS 1001M-652/6 F	31	RS 30-645/5 M	29	RS 701M-622/15 F	30
RS 1001M-652/12 F	31	RS 30-645/10 M	29	RS 701M-622/20 F	30
RS 1001M-652/15 F	31	RS 30-731/6 F	29	RS 701M-622/30 F	30
RS 1001M-652/20 F	31	RS 30-731/12 F	29	RS 701M-649/6 F	30
RS 1001M-652/30 F	31	RS 30-731/15 F	29	RS 701M-649/12 F	30
RS 1001M-699/6 F	31	RS 30-731/20 F	29	RS 701M-649/15 F	30
RS 1001M-699/12 F	31	RS 30-731/30 F	29	RS 701M-649/20 F	30
RS 1001M-699/15 F	31	RS 401-739/6 F	27	RS 701M-649/30 F	30
RS 1001M-699/20 F	31	RS 401-739/12 F	27	RS 801M-650/6 F	30
RS 1001M-699/30 F	31	RS 401-739/15 F	27	RS 801M-650/12 F	30
RS 1201M-654/6 F	31	RS 401-739/20F	27	RS 801M-650/15 F	30
RS 1201M-654/12 F	31	RS 401-739/30F	27	RS 801M-650/20 F	30
RS 1201M-654/15 F	31	RS 40-602/2 M	29	RS 801M-650/30 F	30
RS 1201M-654/20 F	31	RS 40-602/5 M	29	RS 801M-698/6 F	30
RS 1201M-654/30 F	31	RS 40-602/10 M	29	RS 801M-698/12 F	30
RS 1201M-724/6 F	31	RS 40-637/6 F	29	RS 801M-698/15 F	30
RS 1201M-724/12 F	31	RS 40-637/12 F	29	RS 801M-698/20 F	30
RS 1201M-724/15 F	31	RS 40-637/15 F	29	RS 801M-698/30 F	30
RS 1201M-724/20 F	31	RS 40-637/20F	29	RS 901M-623/6 F	31
RS 1201M-724/30 F	31	RS 40-637/30F	29	RS 901M-623/12 F	31
RS 120-728/6 F	31	RS 501-742/6 F	27	RS 901M-623/15 F	31
RS 120-728/12 F	31	RS 501-742/12 F	27	RS 901M-623/20 F	31
RS 120-728/15 F	31	RS 501-742/15 F	27	RS 901M-623/30 F	31
RS 120-728/20 F	31	RS 501-742/20 F	27	RS 901M-651/6 F	31
RS 120-728/30 F	31	RS 501-742/30 F	27	RS 901M-651/12 F	31
RS 201-678/6 F	27	RS 501-755/6 F	27	RS 901M-651/15 F	31
RS 201-678/12 F	27	RS 501-755/12 F	27	RS 901M-651/20 F	31
RS 201-678/15 F	27	RS 501-755/15 F	27	RS 901M-651/30 F	31
RS 201-678/20 F	27	RS 501-755/20 F	27	RS40D-RK40A	80
RS 201-678/30 F	27	RS 501-755/30 F	27	RSC 190/9	76
RS 20-603/2 M	29	RS 501-777/6 F	27	RSC 3/7	69
RS 20-603/5 M	29	RS 501-777/12 F	27	RSC 3/9	69
RS 20-603/10 M	29	RS 501-777/15 F	27	RSC 30/11	75
RS 301-619/6 F	27	RS 501-777/20 F	27	RSC 30/9	75
RS 301-619/12 F	27	RS 501-777/30 F	27	RSC 301/11	76
RS 301-619/15 F	27	RS 50-794/6 F	29	RSC 301/13.5	76
RS 301-619/20 F	27	RS 50-794/12 F	29	RSC 301/16	76
RS 301-619/30 F	27	RS 50-794/15 F	29	RSC 301/9	76
RS 301-738/6 F	27	RS 50-794/20 F	29	RSC 3U/7	74
RS 301-738/12 F	27	RS 50-794/30 F	29	RSC 3U/9	74
RS 301-738/15 F	27	RS 601A-697/6 F	27	RSC 4/7	69
RS 301-738/20 F	27	RS 601A-697/12 F	27	RSC 4/9	69



References

Part Number Index


Part Number	Page No.	Part Number	Page No.	Part Number	Page No.
RSC 4/DUO	70	RSE 5	63	RSF 601B-696/1 F	66
RSC 40/9	75	RSE 5 U	64	RSF 60A-697/1 F	65
RSC 401/11	76	RSEL 4	63	RSF 60B-696/1 F	66
RSC 401/13.5	76	RSEL 5	63	RSF 701M-622/1 F	66
RSC 401/16	76	RSEL 8	63	RSF 70M-622/1 F	66
RSC 401/9	76	RSEM 8	57	RSF 8/0,5 M	60
RSC 5/7	69	RSE0 5	63	RSF 801M-698/1 F	66
RSC 5/9	69	RSF 100M-699/1 F	66	RSF 80M-698/1 F	66
RSC 5/DUO	70	RSF 120M-624/1 F	66	RSF 8-1/2-14/0,5 M	60
RSC 50/11	75	RSF 120M-630/0.3 M	66	RSF 8-S3103/0.5 M	60
RSC 50/16	75	RSF 120M-676/1 F	67	RSF 901M-623/1 F	67
RSC 50/9	75	RSF 190M-669/1 F	67	RSF 90M-623/1 F	66
RSC 501/11	76	RSF 20/11-03	64	RSFM 3	59
RSC 501/13.5	76	RSF 20/13,5-03	64	RSFM 3/0,5 M	60
RSC 501/16	76	RSF 20-603/0.3 M	65	RSFM 3/20/0,5 M	60
RSC 501/9	76	RSF 20-678/1 F	65	RSFM 4	59
RSC 8/9	69	RSF 3 U/0,5 M	64	RSFM 4/0,5 M	60
RSC-F-120/13,5	76	RSF 3 U/1 F	64	RSFM 4/20/0,5 M	60
RSCN 4/7	70	RSF 3/0,5 M	60	RSFM 5	59
RSCN 4/9	70	RSF 30/11-01	64	RSFM 5/0,5 M	60
RSCN 4/DUO	70	RSF 30/11-05	64	RSFM 8/0,5 M	60
RSCN 5/7	70	RSF 30/13,5-01	64	RSFPM 3/0,5 M	60
RSCN 5/9	70	RSF 30/13,5-05	64	RSFPM 4/0,5 M	60
RSCN 5/DUO	70	RSF 30-601/0.3 M	65	RSFPM 5/0,5 M	60
RSCN 8/9	70	RSF 30-638/1 F	65	RSFPM 8/0,5 M	60
RSCQ 3/7	69	RSF 30-641/1 F	65	RSHL 4/ S 5,5	58
RSCQ 3/9	69	RSF 30-695/0.3 M	65	RSHL 5/ S 5,5	58
RSCQ 4/7	69	RSF 3-1/2-14/0,5 M	60	RSHL 5B/S 5,5	58
RSCQ 4/9	69	RSF 4 U/1 F	64	RSHL 8/ S 5,5	58
RSCQS 3/9	71	RSF 4/0,5 M	60	RSKF 11	84
RSCQS 4/9	71	RSF 40/11-02	64	RSKF 13,5	84
RSCS 4/9	71	RSF 40/13,5-02	64	RSKF 8	84
RSCS 5/9	71	RSF 40-639/1 F	65	RSKF 9	84
RSCS 8/9	71	RSF 40-693/0.3 M	65	RSKFM 16	84
RSCW 3/7	69	RSF 40A-14D/1M	80	RSKFM 20	84
RSCW 3/9	69	RSF 40A-14D/3M	80	RSMC 3	68
RSCW 3U/7	74	RSF 40D-3/4-10T/1M	80	RSMC 4	68
RSCW 3U/9	74	RSF 40D-3/4-10T/3M	80	RSMCK 3	68
RSCW 4/7	69	RSF 4-1/2-14/0,5 M	60	RSMCK 4	68
RSCW 4/9	69	RSF 4-3-1/2-14/0,5 M	62	RSMCW 3	68
RSCW 5/7	69	RSF 4-S3103/0.5 M	60	RSMCW 4	68
RSCW 5/9	69	RSF 5 TB	61	RSME 3	57
RSCW 8/9	69	RSF 5 U/0,5 M	64	RSMEB 3	58
RSCWN 4/7	70	RSF 5/0,5 M	60	RSMEB 4	58
RSCWN 4/9	70	RSF 50/11-04	64	RSMED 3	58
RSCWN 5/7	70	RSF 50/13,5-04	64	RSMED 4	58
RSCWN 5/9	70	RSF 50-642/1 F	65	RSMEDG 8	58
RSCWN 8/9	70	RSF 50-677/1 F	65	RSMEDGN	58
RSE 3 U	64	RSF 50-690/1 F	65	RSMEH 3	58
RSE 4	63	RSF 50-694/0.3 M	65	RSMEH 4	58
RSE 4 L	63	RSF 5-1/2-14/0,5 M	60	RSMEJ 3	58
RSE 4 U	64	RSF 5-S3103/0.5 M	60	RSMEK 3 L	57



References

Part Number Index

Part Number	Page No.	Part Number	Page No.	Part Number	Page No.
RSMEK 4	57	RSRK 1001M-652/12 F	51	RSRK 301-741/12 F	48
RSMF 3/0,5 M	57	RSRK 1001M-652/15 F	51	RSRK 301-741/15 F	48
RSMF 4/0,5 M	57	RSRK 1001M-652/20 F	51	RSRK 301-741/20 F	48
RSMF 8/0,5 M	57	RSRK 1001M-652/30 F	51	RSRK 301-741/30 F	48
RSMHL 3/ S 5,5	57	RSRK 1001M-699/6 F	51	RSRK 30-601/0.3 M	49
RSMHL 4/S 5,5	57	RSRK 1001M-699/12 F	51	RSRK 30-601/0.6 M	49
RSMV 3-06/2 M	16	RSRK 1001M-699/15 F	51	RSRK 30-601/1 M	49
RSMV 3-06/5 M	16	RSRK 1001M-699/20 F	51	RSRK 30-601/2 M	49
RSMV 3-06/10 M	16	RSRK 1001M-699/30 F	51	RSRK 30-601/5 M	49
RSMV 3-224/2 M	16	RSRK 1201M-654/6 F	51	RSRK 30-601/10 M	49
RSMV 3-224/5 M	16	RSRK 1201M-654/12 F	51	RSRK 30-645/0.3 M	49
RSMV 3-224/10 M	16	RSRK 1201M-654/15 F	51	RSRK 30-645/0.6 M	49
RSMV 3-RKM 3-224/0,6	34	RSRK 1201M-654/20 F	51	RSRK 30-645/1 M	49
RSMV 3-RKM 3-224/1 M	34	RSRK 1201M-654/30 F	51	RSRK 30-645/2 M	49
RSMV 3-RKM 3-224/2 M	34	RSRK 1201M-676/1 M	51	RSRK 30-645/5 M	49
RSMV 3-RKM 3-224/2 M	34	RSRK 1201M-676/2 M	51	RSRK 30-731/6 F	49
RSMV 3-RKMV 3-224/0,6	34	RSRK 1201M-676/3 M	51	RSRK 30-731/12 F	49
RSMV 3-RKMV 3-224/1 M	34	RSRK 1201M-676/5 M	51	RSRK 30-731/15 F	49
RSMV 3-RKMV 3-224/2 M	34	RSRK 1201M-676/15 M	51	RSRK 30-731/20 F	49
RSMV 3-RKMV 3-224/0,6 M	34	RSRK 1201M-724/6 F	51	RSRK 30-731/30 F	49
RSMV 3-RKMV 3-224/1 M	34	RSRK 1201M-724/12 F	51	RSRK 401-739/6 F	48
RSMV 3-RKMV 3-224/2 M	34	RSRK 1201M-724/15 F	51	RSRK 401-739/12 F	48
RSMV 3-RKMV 3-224/0,6 M	34	RSRK 1201M-724/20 F	51	RSRK 401-739/15 F	48
RSMV 3-RKMV 3-224/1 M	34	RSRK 1201M-724/30 F	51	RSRK 401-739/20F	48
RSMV 3-RKMV 3-224/2 M	34	RSRK 1201M-728/6 F	50	RSRK 401-739/30F	48
RSMV 3-RKMV 3-224/0,6 M	34	RSRK 1201M-728/12 F	50	RSRK 40-602/0.3 M	49
RSMV 3-RKT 4-3-224/1 M	34	RSRK 1201M-728/15 F	50	RSRK 40-602/0.6 M	49
RSMV 3-RKT 4-3-224/2 M	34	RSRK 1201M-728/20 F	50	RSRK 40-602/1 M	49
RSMV 3-RKT 4-3-224/2 M	34	RSRK 1201M-728/30 F	50	RSRK 40-602/2 M	49
RSMV 3-RKWT 4-3-224/0,6 M	35	RSRK 1201M-728/30 F	50	RSRK 40-602/5 M	49
RSMV 3-RKWT 4-3-224/1 M	35	RSRK 1901M-669/2 M	51	RSRK 40-602/10 M	49
RSMV 3-RKWT 4-3-224/2 M	35	RSRK 1901M-669/5 M	51	RSRK 40-637/6 F	49
RSMV 3-RKWT/LED A 4-3-224/0,6 M	35	RSRK 201-678/6 F	48	RSRK 40-637/12 F	49
RSMV 3-RKWT/LED A 4-3-224/1 M	35	RSRK 201-678/12 F	48	RSRK 40-637/15 F	49
RSMV 3-RKWT/LED A 4-3-224/2 M	35	RSRK 201-678/15 F	48	RSRK 40-637/20F	49
RSMV 4-07/2 M	16	RSRK 201-678/20 F	48	RSRK 40-637/30F	49
RSMV 4-07/5 M	16	RSRK 201-678/30 F	48	RSRK 40A-14D/1.5M	79
RSMV 4-07/10 M	16	RSRK 20-603/0.3 M	49	RSRK 40A-14D/2.5M	79
RSMV 4-225/2 M	16	RSRK 20-603/0.6 M	49	RSRK 40A-14D/3M	79
RSMV 4-225/5 M	16	RSRK 20-603/1 M	49	RSRK 40A-14D/4M	79
RSMV 4-225/10 M	16	RSRK 20-603/2 M	49	RSRK 40A-14D/5M	79
RSMV 3-06/2 M	16	RSRK 20-603/5 M	49	RSRK 40A-14D/6M	79
RSMV 3-06/5 M	16	RSRK 301-619/6 F	48	RSRK 40A-14D/8M	79
RSMV 3-06/10 M	16	RSRK 301-619/12 F	48	RSRK 40A-14D/10M	79
RSMV 3-224/2 M	16	RSRK 301-619/15 F	48	RSRK 40A-14D/12M	79
RSMV 3-224/5 M	16	RSRK 301-619/20 F	48	RSRK 40A-14D/15M	79
RSMV 3-224/10 M	16	RSRK 301-619/30 F	48	RSRK 40A-14D/18M	79
RSMV 4-07/2 M	16	RSRK 301-738/6 F	48	RSRK 40A-14D/20M	79
RSMV 4-07/5 M	16	RSRK 301-738/12 F	48	RSRK 40A-14D/25M	79
RSMV 4-07/10 M	16	RSRK 301-738/15 F	48	RSRK 40A-14D/30M	79
RSMV 4-225/2 M	16	RSRK 301-738/20 F	48	RSRK 40A-14D/35M	79
RSMV 4-225/5 M	16	RSRK 301-738/30 F	48	RSRK 40A-14D/40M	79
RSMV 4-225/10 M	16	RSRK 301-738/30 F	48		
RSRK 1001M-652/6 F	51	RSRK 301-741/6 F	48		




References Part Number Index

Part Number	Page No.	Part Number	Page No.	Part Number	Page No.
RSRK 40A-14D/50M	79	RSRK 701M-649/12 F	50	RSRKW 30-601/1 M	49
RSRK 40D-10T/2M	79	RSRK 701M-649/15 F	50	RSRKW 30-601/2 M	49
RSRK 40D-10T/3M	79	RSRK 701M-649/20 F	50	RSRKW 30-601/5 M	49
RSRK 40D-10T/4M	79	RSRK 701M-649/30 F	50	RSRKW 30-601/10 M	49
RSRK 40D-10T/5M	79	RSRK 801M-650/6 F	50	RSRKW 30-645/0.3 M	49
RSRK 40D-10T/6M	79	RSRK 801M-650/12 F	50	RSRKW 30-645/0.6 M	49
RSRK 40D-10T/8M	79	RSRK 801M-650/15 F	50	RSRKW 30-645/1 M	49
RSRK 40D-10T/10M	79	RSRK 801M-650/20 F	50	RSRKW 30-645/2 M	49
RSRK 40D-10T/14M	79	RSRK 801M-650/30 F	50	RSRKW 30-645/5 M	49
RSRK 40D-10T/15M	79	RSRK 801M-698/6 F	50	RSRKW 30-731/6 F	49
RSRK 40D-10T/20M	79	RSRK 801M-698/12 F	50	RSRKW 30-731/12 F	49
RSRK 40D-10T/25M	79	RSRK 801M-698/15 F	50	RSRKW 30-731/15 F	49
RSRK 40D-10T/35M	79	RSRK 801M-698/20 F	50	RSRKW 30-731/20 F	49
RSRK 40D-10T/40M	79	RSRK 801M-698/30 F	50	RSRKW 30-731/30 F	49
RSRK 40D-10T/45M	79	RSRK 901M-623/6 F	51	RSRKW 401-739/6 F	48
RSRK 40D-10T/50M	79	RSRK 901M-623/12 F	51	RSRKW 401-739/12 F	48
RSRK 501-742/6 F	48	RSRK 901M-623/15 F	51	RSRKW 401-739/15 F	48
RSRK 501-742/12 F	48	RSRK 901M-623/20 F	51	RSRKW 401-739/20F	48
RSRK 501-742/15 F	48	RSRK 901M-623/30 F	51	RSRKW 401-739/30F	48
RSRK 501-742/20 F	48	RSRK 901M-651/6 F	51	RSRKW 40-602/0.3 M	49
RSRK 501-742/30 F	48	RSRK 901M-651/12 F	51	RSRKW 40-602/0.6 M	49
RSRK 501-755/6 F	48	RSRK 901M-651/15 F	51	RSRKW 40-602/1 M	49
RSRK 501-755/12 F	48	RSRK 901M-651/20 F	51	RSRKW 40-602/2 M	49
RSRK 501-755/15 F	48	RSRK 901M-651/30 F	51	RSRKW 40-602/5 M	49
RSRK 501-755/20 F	48	RSRKW 201-678/6 F	48	RSRKW 40-602/10 M	49
RSRK 501-755/30 F	48	RSRKW 201-678/12 F	48	RSRKW 40-637/6 F	49
RSRK 501-777/6 F	48	RSRKW 201-678/15 F	48	RSRKW 40-637/12 F	49
RSRK 501-777/12 F	48	RSRKW 201-678/20 F	48	RSRKW 40-637/15 F	49
RSRK 501-777/15 F	48	RSRKW 201-678/30 F	48	RSRKW 40-637/20F	49
RSRK 501-777/20 F	48	RSRKW 20-603/0.3 M	49	RSRKW 40-637/30F	49
RSRK 501-777/30 F	48	RSRKW 20-603/0.6 M	49	RSRKW 501-742/6 F	48
RSRK 50-794/6 F	49	RSRKW 20-603/1 M	49	RSRKW 501-742/12 F	48
RSRK 50-794/12 F	49	RSRKW 20-603/2 M	49	RSRKW 501-742/15 F	48
RSRK 50-794/15 F	49	RSRKW 20-603/5 M	49	RSRKW 501-742/20 F	48
RSRK 50-794/20 F	49	RSRKW 20-603/10 M	49	RSRKW 501-742/30 F	48
RSRK 50-794/30 F	49	RSRKW 301-619/6 F	48	RSRKW 501-755/6 F	48
RSRK 601A-697/6 F	48	RSRKW 301-619/12 F	48	RSRKW 501-755/12 F	48
RSRK 601A-697/12 F	48	RSRKW 301-619/15 F	48	RSRKW 501-755/15 F	48
RSRK 601A-697/15 F	48	RSRKW 301-619/20 F	48	RSRKW 501-755/20 F	48
RSRK 601A-697/20 F	48	RSRKW 301-619/30 F	48	RSRKW 501-755/30 F	48
RSRK 601A-697/30 F	48	RSRKW 301-738/6 F	48	RSRKW 501-777/6 F	48
RSRK 601B-696/6 F	50	RSRKW 301-738/12 F	48	RSRKW 501-777/12 F	48
RSRK 601B-696/12 F	50	RSRKW 301-738/15 F	48	RSRKW 501-777/15 F	48
RSRK 601B-696/15 F	50	RSRKW 301-738/20 F	48	RSRKW 501-777/20 F	48
RSRK 601B-696/20 F	50	RSRKW 301-738/30 F	48	RSRKW 501-777/30 F	48
RSRK 601B-696/30 F	50	RSRKW 301-741/6 F	48	RSRKW 50-794/6 F	49
RSRK 701M-622/6 F	50	RSRKW 301-741/12 F	48	RSRKW 50-794/12 F	49
RSRK 701M-622/12 F	50	RSRKW 301-741/15 F	48	RSRKW 50-794/15 F	49
RSRK 701M-622/15 F	50	RSRKW 301-741/20 F	48	RSRKW 50-794/20 F	49
RSRK 701M-622/20 F	50	RSRKW 301-741/30 F	48	RSRKW 50-794/30 F	49
RSRK 701M-622/30 F	50	RSRKW 30-601/0.3 M	49	RSRKW 601A-697/6 F	48
RSRK 701M-649/6 F	50	RSRKW 30-601/0.6 M	49	RSRKW 601A-697/12 F	48

References

Part Number Index

Part Number	Page No.	Part Number	Page No.	Part Number	Page No.
RSRKW 601A-697/15 F	48	RST 3-RKMV/LED A 3-224/0,3 M	35	RST 3-RKWT 4-3-610/1 M	39
RSRKW 601A-697/20 F	48	RST 3-RKMV/LED A 3-224/0,6 M	35	RST 3-RKWT 4-3-610/2 M	39
RSRKW 601A-697/30 F	48	RST 3-RKMV/LED A 3-224/1 M	35	RST 3-RKWT 4-3-610/5 M	39
RST 3 U-618/6 F	25	RST 3-RKMV/LED A 3-224/1,5 M	35	RST 3-RKWT 4-3-632/0,3 M	39
RST 3 U-618/12 F	25	RST 3-RKMV/LED A 3-224/2 M	35	RST 3-RKWT 4-3-632/0,6 M	39
RST 3 U-618/15 F	25	RST 3-RKMV/LED A 3-224/5 M	35	RST 3-RKWT 4-3-632/1 M	39
RST 3 U-618/20 F	25	RST 3-RKMV/ LED A 3-224/0,3 M	36	RST 3-RKWT 4-3-632/2 M	39
RST 3 U-619/6 F	25	RST 3-RKMV/LED A 3-224/0,6 M	36	RST 3-RKWT 4-3-632/5 M	39
RST 3 U-619/12 F	25	RST 3-RKMV/LED A 3-224/1 M	36	RST 3-RKWT 4-3-645/0,3 M	39
RST 3 U-619/15 F	25	RST 3-RKMV/LED A 3-224/1,5 M	36	RST 3-RKWT 4-3-645/0,6 M	39
RST 3 U-619/20 F	25	RST 3-RKMV/LED A 3-224/2 M	36	RST 3-RKWT 4-3-645/1 M	39
RST 3 U-664/6 F	25	RST 3-RKMV/LED A 3-224/5 M	36	RST 3-RKWT 4-3-645/2 M	39
RST 3 U-664/12 F	25	RST 3-RKT 4-3-224/0,3 M	36	RST 3-RKWT 4-3-645/5 M	39
RST 3 U-664/15 F	25	RST 3-RKT 4-3-224/0,6 M	36	RST 3-RKWT 4-3-731/0,3 M	39
RST 3 U-664/20 F	25	RST 3-RKT 4-3-224/1 M	36	RST 3-RKWT 4-3-731/0,6 M	39
RST 3 U-688/6 F	25	RST 3-RKT 4-3-224/1,5 M	36	RST 3-RKWT 4-3-731/1 M	39
RST 3 U-688/12 F	25	RST 3-RKT 4-3-224/2 M	36	RST 3-RKWT 4-3-731/2 M	39
RST 3 U-688/15 F	25	RST 3-RKT 4-3-224/5 M	36	RST 3-RKWT 4-3-731/5 M	39
RST 3 U-688/20 F	25	RST 3-RKT 4-3-610/0,3 M	37	RST 3-RKWT/LED A 4-3-224/0,3 M	38
RST 3-06/2 M	18	RST 3-RKT 4-3-610/0,6 M	37	RST 3-RKWT/LED A 4-3-224/0,6 M	38
RST 3-06/5 M	18	RST 3-RKT 4-3-610/1 M	37	RST 3-RKWT/LED A 4-3-224/1 M	38
RST 3-06/10 M	18	RST 3-RKT 4-3-610/2 M	37	RST 3-RKWT/LED A 4-3-224/1,5 M	38
RST 3-224/2 M	18	RST 3-RKT 4-3-610/5 M	37	RST 3-RKWT/LED A 4-3-224/2 M	38
RST 3-224/5 M	18	RST 3-RKT 4-3-632/0,3 M	37	RST 3-RKWT/LED A 4-3-224/5 M	38
RST 3-224/10 M	18	RST 3-RKT 4-3-632/0,6 M	37	RST 3-RKWT/LED A 4-3-260/0,3 M	38
RST 3-260/2 M	18	RST 3-RKT 4-3-632/1 M	37	RST 3-RKWT/LED A 4-3-260/0,6 M	38
RST 3-260/5 M	18	RST 3-RKT 4-3-632/2 M	37	RST 3-RKWT/LED A 4-3-260/1 M	38
RST 3-260/10 M	18	RST 3-RKT 4-3-632/5 M	37	RST 3-RKWT/LED A 4-3-260/1,5 M	38
RST 3-610/2 M	19	RST 3-RKT 4-3-645/0,3 M	37	RST 3-RKWT/LED A 4-3-260/2 M	38
RST 3-610/5 M	19	RST 3-RKT 4-3-645/0,6 M	37	RST 3-RKWT/LED A 4-3-260/5 M	38
RST 3-610/10 M	19	RST 3-RKT 4-3-645/1 M	37	RST 3U-226/5 M	25
RST 3-632/2 M	19	RST 3-RKT 4-3-645/2 M	37	RST 3 U-618/6 F	25
RST 3-632/5 M	19	RST 3-RKT 4-3-645/5 M	37	RST 3 U-618/12 F	25
RST 3-632/10 M	19	RST 3-RKT 4-3-731/0,3 M	37	RST 3 U-618/15 F	25
RST 3-645/2 M	19	RST 3-RKT 4-3-731/0,6 M	37	RST 3 U-618/20 F	25
RST 3-645/5 M	19	RST 3-RKT 4-3-731/1 M	37	RST 3 U-619/6 F	25
RST 3-645/10 M	19	RST 3-RKT 4-3-731/2 M	37	RST 3 U-619/12 F	25
RST 3-731/2 M	19	RST 3-RKT 4-3-731/5 M	37	RST 3 U-619/15 F	25
RST 3-731/5 M	19	RST 3-RKT/LED A 4-3-224/0,3 M	38	RST 3 U-619/20 F	25
RST 3-731/10 M	19	RST 3-RKT/LED A 4-3-224/0,6 M	38	RST 3 U-688/6 F	25
RST 3-RKM 3-224/0,3 M	35	RST 3-RKT/LED A 4-3-224/1 M	38	RST 3 U-688/12 F	25
RST 3-RKM 3-224/0,6 M	35	RST 3-RKT/LED A 4-3-224/1,5 M	38	RST 3 U-688/15 F	25
RST 3-RKM 3-224/1 M	35	RST 3-RKT/LED A 4-3-224/2 M	38	RST 3 U-688/20 F	25
RST 3-RKM 3-224/1,5 M	35	RST 3-RKT/LED A 4-3-224/5 M	38	RST 3 U-664/6 F	25
RST 3-RKM 3-224/2 M	35	RST 3-RKWT 4-3-224/0,3 M	37	RST 3 U-664/12 F	25
RST 3-RKM 3-224/5 M	35	RST 3-RKWT 4-3-224/0,6 M	37	RST 3 U-664/15 F	25
RST 3-RKMV 3-224/0,3 M	35	RST 3-RKWT 4-3-224/1 M	37	RST 3 U-664/20 F	25
RST 3-RKMV 3-224/0,6 M	35	RST 3-RKWT 4-3-224/1,5 M	37	RST 3U-RKT 3 U-618/3 F	40
RST 3-RKMV 3-224/1 M	35	RST 3-RKWT 4-3-224/2 M	37	RST 3U-RKT 3 U-618/6 F	40
RST 3-RKMV 3-224/1,5 M	35	RST 3-RKWT 4-3-224/5 M	37	RST 3U-RKT 3 U-618/12 F	40
RST 3-RKMV 3-224/2 M	35	RST 3-RKWT 4-3-610/0,3 M	39	RST 3U-RKT 3 U-619/3 F	40
RST 3-RKMV 3-224/5 M	35	RST 3-RKWT 4-3-610/0,6 M	39	RST 3U-RKT 3 U-619/6 F	40




References Part Number Index

Part Number	Page No.	Part Number	Page No.	Part Number	Page No.
RST 3U-RKT 3 U-619/12 F	40	RST 4-679/2 M	19	RST 4-RKWT 4-602/0,6 M	39
RST 3U-RKT 3 U-664/3 F	40	RST 4-679/5 M	19	RST 4-RKWT 4-602/1 M	39
RST 3U-RKT 3 U-664/6 F	40	RST 4-679/10 M	19	RST 4-RKWT 4-602/2 M	39
RST 3U-RKT 3 U-664/12 F	40	RST 4-RKT 4-225/0,3 M	36	RST 4-RKWT 4-602/3 M	39
RST 3U-RKT 3 U-688/3 F	40	RST 4-RKT 4-225/0,6 M	36	RST 4-RKWT 4-602/5 M	39
RST 3U-RKT 3 U-688/6 F	40	RST 4-RKT 4-225/1 M	36	RST 4-RKWT 4-633/0,3 M	39
RST 3U-RKT 3 U-688/12 F	40	RST 4-RKT 4-225/1,5 M	36	RST 4-RKWT 4-633/0,6 M	39
RST 3U-RKWT 3 U-618/3 F	41	RST 4-RKT 4-225/2 M	36	RST 4-RKWT 4-633/1 M	39
RST 3U-RKWT 3 U-618/6 F	41	RST 4-RKT 4-225/5 M	36	RST 4-RKWT 4-633/2 M	39
RST 3U-RKWT 3 U-618/12 F	41	RST 4-RKT 4-251/0,3 M	36	RST 4-RKWT 4-633/3 M	39
RST 3U-RKWT 3 U-618/15 F	41	RST 4-RKT 4-251/0,6 M	36	RST 4-RKWT 4-633/5 M	39
RST 3U-RKWT 3 U-619/3 F	41	RST 4-RKT 4-251/1 M	36	RST 4-RKWT 4-637/0,3 M	39
RST 3U-RKWT 3 U-619/6 F	41	RST 4-RKT 4-251/1,5 M	36	RST 4-RKWT 4-637/0,6 M	39
RST 3U-RKWT 3 U-619/12 F	41	RST 4-RKT 4-251/2 M	36	RST 4-RKWT 4-637/1 M	39
RST 3U-RKWT 3 U-619/15 F	41	RST 4-RKT 4-251/5 M	36	RST 4-RKWT 4-637/2 M	39
RST 3U-RKWT 3 U-664/3 F	41	RST 4-RKT 4-602/0,3 M	37	RST 4-RKWT 4-637/3 M	39
RST 3U-RKWT 3 U-664/6 F	41	RST 4-RKT 4-602/0,6 M	37	RST 4-RKWT 4-637/5 M	39
RST 3U-RKWT 3 U-664/12 F	41	RST 4-RKT 4-602/1 M	37	RST 4-RKWT 4-643/0,3 M	39
RST 3U-RKWT 3 U-664/15 F	41	RST 4-RKT 4-602/2 M	37	RST 4-RKWT 4-643/0,6 M	39
RST 3U-RKWT 3 U-688/3 F	41	RST 4-RKT 4-602/3 M	37	RST 4-RKWT 4-643/1 M	39
RST 3U-RKWT 3 U-688/6 F	41	RST 4-RKT 4-602/5 M	37	RST 4-RKWT 4-643/2 M	39
RST 3U-RKWT 3 U-688/12 F	41	RST 4-RKT 4-633/0,3 M	37	RST 4-RKWT 4-643/3 M	39
RST 3U-RKWT 3 U-688/15 F	41	RST 4-RKT 4-633/0,6 M	37	RST 4-RKWT 4-643/5 M	39
RST 4 U-674/6 F	25	RST 4-RKT 4-633/1 M	37	RST 4-RKWT 4-679/0,3 M	39
RST 4 U-674/12 F	25	RST 4-RKT 4-633/2 M	37	RST 4-RKWT 4-679/0,6 M	39
RST 4 U-674/15 F	25	RST 4-RKT 4-633/3 M	37	RST 4-RKWT 4-679/1 M	39
RST 4 U-674/20 F	25	RST 4-RKT 4-633/5 M	37	RST 4-RKWT 4-679/2 M	39
RST 4 U-689/6 F	25	RST 4-RKT 4-637/0,3 M	37	RST 4-RKWT 4-679/3 M	39
RST 4 U-689/12 F	25	RST 4-RKT 4-637/0,6 M	37	RST 4-RKWT 4-679/5 M	39
RST 4 U-689/15 F	25	RST 4-RKT 4-637/1 M	37	RST 4-RKWT/LED P 4-225/0,3 M	38
RST 4 U-689/20 F	25	RST 4-RKT 4-637/2 M	37	RST 4-RKWT/LED P 4-225/0,6 M	38
RST 4-07/2 M	18	RST 4-RKT 4-637/3 M	37	RST 4-RKWT/LED P 4-225/1 M	38
RST 4-07/5 M	18	RST 4-RKT 4-637/5 M	37	RST 4-RKWT/LED P 4-225/1,5 M	38
RST 4-07/10 M	18	RST 4-RKT 4-643/0,3 M	37	RST 4-RKWT/LED P 4-225/2 M	38
RST 4-225/2 M	18	RST 4-RKT 4-643/0,6 M	37	RST 4-RKWT/LED P 4-225/5 M	38
RST 4-225/5 M	18	RST 4-RKT 4-643/1 M	37	RST 4-RKWT/LED P 4-251/0,3 M	38
RST 4-225/10 M	18	RST 4-RKT 4-643/2 M	37	RST 4-RKWT/LED P 4-251/0,6 M	38
RST 4-251/2 M	18	RST 4-RKT 4-643/3 M	37	RST 4-RKWT/LED P 4-251/1 M	38
RST 4-251/5 M	18	RST 4-RKT 4-643/5 M	37	RST 4-RKWT/LED P 4-251/1,5 M	38
RST 4-251/10 M	18	RST 4-RKT 4-679/0,3 M	37	RST 4-RKWT/LED P 4-251/2 M	38
RST 4-602/2 M	19	RST 4-RKT 4-679/0,6 M	37	RST 4-RKWT/LED P 4-251/5 M	38
RST 4-602/5 M	19	RST 4-RKT 4-679/1 M	37	RST 4-RKWT/LED R 4-251/0,3 M	38
RST 4-602/10 M	19	RST 4-RKT 4-679/2 M	37	RST 4-RKWT/LED R 4-251/0,6 M	38
RST 4-633/2 M	19	RST 4-RKT 4-679/3 M	37	RST 4-RKWT/LED R 4-251/1 M	38
RST 4-633/5 M	19	RST 4-RKT 4-679/5 M	37	RST 4-RKWT/LED R 4-251/1,5 M	38
RST 4-633/10 M	19	RST 4-RKWT 4-225/0,3 M	37	RST 4-RKWT/LED R 4-251/2 M	38
RST 4-637/2 M	19	RST 4-RKWT 4-225/0,6 M	37	RST 4-RKWT/LED R 4-251/5 M	38
RST 4-637/5 M	19	RST 4-RKWT 4-225/1 M	37	RST 4U-RKT 4 U-674/3 F	40
RST 4-637/10 M	19	RST 4-RKWT 4-225/1,5 M	37	RST 4U-RKT 4 U-674/6 F	40
RST 4-643/2 M	19	RST 4-RKWT 4-225/2 M	37	RST 4U-RKT 4 U-674/12 F	40
RST 4-643/5 M	19	RST 4-RKWT 4-225/5 M	37	RST 4U-RKT 4 U-674/15 F	40
RST 4-643/10 M	19	RST 4-RKWT 4-602/0,3 M	39	RST 4U-RKT 4 U-689/3 F	40

References

Part Number Index

Part Number	Page No.	Part Number	Page No.	Part Number	Page No.
RST 4U-RKT 4 U-689/6 F	40	RST 5-3-VB 1A-1-1-226/1,5 M	43	RST 5-56/5 M	18
RST 4U-RKT 4 U-689/12 F	40	RST 5-3-VB 1A-1-1-226/2 M	43	RST 5-56/10 M	18
RST 4U-RKT 4 U-689/15 F	40	RST 5-3-VB 1A-1-1-226/5 M	43	RST 5-612/2 M	19
RST 4U-RKWT 4 U-674/3 F	41	RST 5-3-VB 1A-1-2-226/0,3 M	43	RST 5-612/5 M	19
RST 4U-RKWT 4 U-674/6 F	41	RST 5-3-VB 1A-1-2-226/0,6 M	43	RST 5-612/10 M	19
RST 4U-RKWT 4 U-674/12 F	41	RST 5-3-VB 1A-1-2-226/1 M	43	RST 5-644/2 M	19
RST 4U-RKWT 4 U-674/15 F	41	RST 5-3-VB 1A-1-2-226/1,5 M	43	RST 5-644/5 M	19
RST 4U-RKWT 4 U-689/3 F	41	RST 5-3-VB 1A-1-2-226/2 M	43	RST 5-644/10 M	19
RST 4U-RKWT 4 U-689/6 F	41	RST 5-3-VB 1A-1-2-226/5 M	43	RST 5-RKT 5-228/0,3 M	36
RST 4U-RKWT 4 U-689/12 F	41	RST 5-3-VBD 1A-1-1-226/0,3 M	42	RST 5-RKT 5-228/0,6 M	36
RST 4U-RKWT 4 U-689/15 F	41	RST 5-3-VBD 1A-1-1-226/0,6 M	42	RST 5-RKT 5-228/1 M	36
RST 5 U-673/6 F	25	RST 5-3-VBD 1A-1-1-226/1 M	42	RST 5-RKT 5-228/1,5 M	36
RST 5 U-673/12 F	25	RST 5-3-VBD 1A-1-1-226/1,5 M	42	RST 5-RKT 5-228/2 M	36
RST 5 U-673/15 F	25	RST 5-3-VBD 1A-1-1-226/2 M	42	RST 5-RKT 5-228/5 M	36
RST 5 U-673/20 F	25	RST 5-3-VBD 1A-1-1-226/5 M	42	RST 5-RKT 5-259/0,3 M	36
RST 5 U-755/6 F	25	RST 5-3-VBD 1A-1-1-241/0,3 M	42	RST 5-RKT 5-259/0,6 M	36
RST 5 U-755/12 F	25	RST 5-3-VBD 1A-1-1-241/0,6 M	42	RST 5-RKT 5-259/1 M	36
RST 5 U-755/15 F	25	RST 5-3-VBD 1A-1-1-241/1 M	42	RST 5-RKT 5-259/1,5 M	36
RST 5 U-755/20 F	25	RST 5-3-VBD 1A-1-1-241/1,5 M	42	RST 5-RKT 5-259/2 M	36
RST 5-228/2 M	18	RST 5-3-VBD 1A-1-1-241/2 M	42	RST 5-RKT 5-259/5 M	36
RST 5-228/5 M	18	RST 5-3-VBD 1A-1-1-241/5 M	42	RST 5-RKT 5-612/0,3 M	37
RST 5-228/10 M	18	RST 5-3-VBD 1A-1-2-226/0,3 M	43	RST 5-RKT 5-612/0,6 M	37
RST 5-259/2 M	18	RST 5-3-VBD 1A-1-2-226/0,6 M	43	RST 5-RKT 5-612/1 M	37
RST 5-259/5 M	18	RST 5-3-VBD 1A-1-2-226/1 M	43	RST 5-RKT 5-612/2 M	37
RST 5-259/10 M	18	RST 5-3-VBD 1A-1-2-226/1,5 M	43	RST 5-RKT 5-612/5 M	37
RST 5-3-VAD 1A-1-3-226/0,3 M	41	RST 5-3-VBD 1A-1-2-226/2 M	43	RST 5-RKT 5-644/0,3 M	37
RST 5-3-VAD 1A-1-3-226/0,6 M	41	RST 5-3-VBD 1A-1-2-226/5 M	43	RST 5-RKT 5-644/0,6 M	37
RST 5-3-VAD 1A-1-3-226/1 M	41	RST 5-3-VBD 1A-1-2-241/0,3 M	43	RST 5-RKT 5-644/1 M	37
RST 5-3-VAD 1A-1-3-226/1,5 M	41	RST 5-3-VBD 1A-1-2-241/0,6 M	43	RST 5-RKT 5-644/2 M	37
RST 5-3-VAD 1A-1-3-226/2 M	41	RST 5-3-VBD 1A-1-2-241/1 M	43	RST 5-RKT 5-644/5 M	37
RST 5-3-VAD 1A-1-3-226/5 M	41	RST 5-3-VBD 1A-1-2-241/1,5 M	43	RST 5-RKWT 5-612/0,3 M	39
RST 5-3-VAD 1A-1-3-241/0,3 M	41	RST 5-3-VBD 1A-1-2-241/2 M	43	RST 5-RKWT 5-612/0,6 M	39
RST 5-3-VAD 1A-1-3-241/0,6 M	41	RST 5-3-VBD 1A-1-2-241/5 M	43	RST 5-RKWT 5-612/1 M	39
RST 5-3-VAD 1A-1-3-241/1 M	41	RST 5-3-VC 1A-1-3-226/0,3 M	43	RST 5-RKWT 5-612/2 M	39
RST 5-3-VAD 1A-1-3-241/1,5 M	41	RST 5-3-VC 1A-1-3-226/0,6 M	43	RST 5-RKWT 5-612/5 M	39
RST 5-3-VAD 1A-1-3-241/2 M	41	RST 5-3-VC 1A-1-3-226/1 M	43	RST 5-RKWT 5-644/0,3 M	39
RST 5-3-VAD 1A-1-3-241/5 M	41	RST 5-3-VC 1A-1-3-226/1,5 M	43	RST 5-RKWT 5-644/0,6 M	39
RST 5-3-VAD 1F-4-3-226/0,3 M	41	RST 5-3-VC 1A-1-3-226/2 M	43	RST 5-RKWT 5-644/1 M	39
RST 5-3-VAD 1F-4-3-226/0,6 M	41	RST 5-3-VC 1A-1-3-226/5 M	43	RST 5-RKWT 5-644/2 M	39
RST 5-3-VAD 1F-4-3-226/1 M	41	RST 5-3-VCD 1A-1-3-226/0,3 M	43	RST 5-RKWT 5-644/5 M	39
RST 5-3-VAD 1F-4-3-226/1,5 M	41	RST 5-3-VCD 1A-1-3-226/0,6 M	43	RST 5U-RKT 5 U-673/3F	40
RST 5-3-VAD 1F-4-3-226/2 M	41	RST 5-3-VCD 1A-1-3-226/1 M	43	RST 5U-RKT 5 U-673/6F	40
RST 5-3-VAD 1F-4-3-226/5 M	41	RST 5-3-VCD 1A-1-3-226/1,5 M	43	RST 5U-RKT 5 U-673/12F	40
RST 5-3-VAD 1F-4-3-241/0,3 M	41	RST 5-3-VCD 1A-1-3-226/2 M	43	RST 5U-RKT 5 U-673/15F	40
RST 5-3-VAD 1F-4-3-241/0,6 M	41	RST 5-3-VCD 1A-1-3-226/5 M	43	RST 5U-RKT 5 U-755/3F	40
RST 5-3-VAD 1F-4-3-241/1 M	41	RST 5-3-VCD 1A-1-3-241/0,3 M	43	RST 5U-RKT 5 U-755/6F	40
RST 5-3-VAD 1F-4-3-241/1,5 M	41	RST 5-3-VCD 1A-1-3-241/0,6 M	43	RST 5U-RKT 5 U-755/12F	40
RST 5-3-VAD 1F-4-3-241/2 M	41	RST 5-3-VCD 1A-1-3-241/1 M	43	RST 5U-RKT 5 U-755/15F	40
RST 5-3-VAD 1F-4-3-241/5 M	41	RST 5-3-VCD 1A-1-3-241/1,5 M	43	RST 5U-RKWT 5 U-673/3F	41
RST 5-3-VB 1A-1-1-226/0,3 M	43	RST 5-3-VCD 1A-1-3-241/2 M	43	RST 5U-RKWT 5 U-673/6F	41
RST 5-3-VB 1A-1-1-226/0,6 M	43	RST 5-3-VCD 1A-1-3-241/5 M	43	RST 5U-RKWT 5 U-673/12F	41
RST 5-3-VB 1A-1-1-226/1 M	43	RST 5-56/2 M	18	RST 5U-RKWT 5 U-673/15F	41



References

Part Number Index

Part Number	Page No.	Part Number	Page No.	Part Number	Page No.
RST 5U-RKWT 5 U-755/3F	41	RST 8-RKWT 8-6-268/10 M	37	RSW 20-603/5 M	29
RST 5U-RKWT 5 U-755/6F	41	RST 8-RKWT 8-627/0.6 M	37	RSW 20-603/10 M	29
RST 5U-RKWT 5 U-755/12F	41	RST 8-RKWT 8-627/1 M	37	RSW 301-619/6 F	28
RST 5U-RKWT 5 U-755/15F	41	RST 8-RKWT 8-627/2 M	37	RSW 301-619/12 F	28
RST 5-VAD 3C-4-1-228/0,3 M	42	RST 8-RKWT 8-627/5 M	37	RSW 301-619/15 F	28
RST 5-VAD 3C-4-1-228/0,6 M	42	RST 8-RKWT 8-6-337/2 M	37	RSW 301-619/20 F	28
RST 5-VAD 3C-4-1-228/1 M	42	RST 8-RKWT 8-6-337/5 M	37	RSW 301-619/30 F	28
RST 5-VAD 3C-4-1-228/1,5 M	42	RST 8-RKWT 8-6-337/10 M	37	RSW 301-738/6 F	28
RST 5-VAD 3C-4-1-228/2 M	42	RSTS 4-182/2 M	23	RSW 301-738/12 F	28
RST 5-VAD 3C-4-1-228/5 M	42	RSTS 4-182/5 M	23	RSW 301-738/15 F	28
RST 5-VAD 3C-4-1-259/0,3 M	42	RSTS 4-182/10 M	23	RSW 301-738/20 F	28
RST 5-VAD 3C-4-1-259/0,6 M	42	RSTS 4-288/2 M	23	RSW 301-738/30 F	28
RST 5-VAD 3C-4-1-259/1 M	42	RSTS 4-288/5 M	23	RSW 301-741/6 F	28
RST 5-VAD 3C-4-1-259/1,5 M	42	RSTS 4-288/10 M	23	RSW 301-741/12 F	28
RST 5-VAD 3C-4-1-259/2 M	42	RSTS 5-183/2 M	23	RSW 301-741/15 F	28
RST 5-VAD 3C-4-1-259/5 M	42	RSTS 5-183/5 M	23	RSW 301-741/20 F	28
RST 5-VAD 3C-4-2-228/0,3 M	42	RSTS 5-183/10 M	23	RSW 301-741/30 F	28
RST 5-VAD 3C-4-2-228/0,6 M	42	RSTS 5-298/2 M	23	RSW 30-601/2 M	29
RST 5-VAD 3C-4-2-228/1 M	42	RSTS 5-298/5 M	23	RSW 30-601/5 M	29
RST 5-VAD 3C-4-2-228/1,5 M	42	RSTS 5-298/10 M	23	RSW 30-601/10 M	29
RST 5-VAD 3C-4-2-228/2 M	42	RSTS 8-184/2 M	23	RSW 30-645/2 M	29
RST 5-VAD 3C-4-2-228/5 M	42	RSTS 8-184/5 M	23	RSW 30-645/5 M	29
RST 5-VAD 3C-4-2-259/0,3 M	42	RSTS 8-184/10 M	23	RSW 30-645/10 M	29
RST 5-VAD 3C-4-2-259/0,6 M	42	RSTS 8-299/2 M	23	RSW 30-731/6 F	29
RST 5-VAD 3C-4-2-259/1 M	42	RSTS 8-299/5 M	23	RSW 30-731/12 F	29
RST 5-VAD 3C-4-2-259/1,5 M	42	RSTS 8-299/10 M	23	RSW 30-731/15 F	29
RST 5-VAD 3C-4-2-259/5 M	42	RS-TU	84	RSW 30-731/20 F	29
RST 8-282/2 M	18	RS-TU B	84	RSW 30-731/30 F	29
RST 8-282/5 M	18	RS-TU C	84	RSW 401-739/6 F	28
RST 8-282/10 M	18	RSU 6-RKU 6-204/0,6 M	124, 135	RSW 401-739/12 F	28
RST 8-627/2 M	19	RSU 6-RKU A 6-203/0,6 M	124, 135	RSW 401-739/15 F	28
RST 8-627/5 M	19	RSUF 12-256/5 M	32	RSW 401-739/20F	28
RST 8-627/10 M	19	RSUF 12-256/10 M	32	RSW 401-739/30F	28
RST 8-RKT 8-282/0,3 M	36	RSUF 12-256/15 M	32	RSW 40-602/2 M	29
RST 8-RKT 8-282/0,6 M	36	RSUF 12-256/20 M	32	RSW 40-602/5 M	29
RST 8-RKT 8-282/1 M	36	RSUF 19-242/5 M	32	RSW 40-602/10 M	29
RST 8-RKT 8-282/1,5 M	36	RSUF 19-242/10 M	32	RSW 40-637/6 F	29
RST 8-RKT 8-282/2 M	36	RSUF 19-242/15 M	32	RSW 40-637/12 F	29
RST 8-RKT 8-282/5 M	36	RSUF 19-242/20 M	32	RSW 40-637/15 F	29
RST 8-RKT 8-6-268/10 M	36	RSUF 19-RKWU 19-355/2 M	51	RSW 40-637/20F	29
RST 8-RKT 8-6-268/2 M	36	RSUF 19-RKWU 19-355/5 M	51	RSW 40-637/30F	29
RST 8-RKT 8-6-268/5 M	36	RSUF 19-RKWU 19-355/10 M	51	RSW 501-742/6 F	28
RST 8-RKT 8-627/0,3 M	36	RSV	83	RSW 501-742/12 F	28
RST 8-RKT 8-627/0,6 M	36	RSV M23	84	RSW 501-742/15 F	28
RST 8-RKT 8-627/1 M	36	RSV-A	81	RSW 501-742/20 F	28
RST 8-RKT 8-627/2 M	36	RSV-D	81	RSW 501-742/30 F	28
RST 8-RKT 8-627/5 M	36	RSW 201-678/6 F	28	RSW 501-755/6 F	28
RST 8-RKT 8-6-337/2 M	36	RSW 201-678/12 F	28	RSW 501-755/12 F	28
RST 8-RKT 8-6-337/5 M	36	RSW 201-678/15 F	28	RSW 501-755/15 F	28
RST 8-RKT 8-6-337/10 M	36	RSW 201-678/20 F	28	RSW 501-755/20 F	28
RST 8-RKWT 8-6-268/2 M	37	RSW 201-678/30 F	28	RSW 501-755/30 F	28
RST 8-RKWT 8-6-268/5 M	37	RSW 20-603/2 M	29	RSW 501-777/6 F	28




References

Part Number Index

Part Number	Page No.
RSW 501-777/12 F	28
RSW 501-777/15 F	28
RSW 501-777/20 F	28
RSW 501-777/30 F	28
RSW 50-794/6 F	29
RSW 50-794/12 F	29
RSW 50-794/15 F	29
RSW 50-794/20 F	29
RSW 50-794/30 F	29
RSW 601A-697/6 F	28
RSW 601A-697/12 F	28
RSW 601A-697/15 F	28
RSW 601A-697/20 F	28
RSW 601A-697/30 F	28
RSWF5-PCB	116
RSWU 12-ASB 8/LED 5-4-331/5 M	15
RSWU 12-RKWU 12-256/5 M	51
RSWU 12-RKWU 12-256/10 M	51
RSWU 12-RKWU 12-256/15 M	51
RSWU 12-RKWU 12-256/20 M	51
RSWU 12-SB 8/LED 3-333/5 M	15
RSWUF 12-256/5 M	32
RSWUF 12-256/10 M	32
RSWUF 12-256/15 M	32
RSWUF 12-256/20 M	32
RSWUF 19-242/5 M	32
RSWUF 19-242/10 M	32
RSWUF 19-242/15 M	32
RSWUF 19-242/20 M	32
SB 8/LED 3-333/5 M	10
SB 8/LED 3-333/10 M	10
SBS 4/LED 3	10
STS-Clip	86
TAP 40D-RK 40A	79
TAP 40D-RK 40D	79
VAD 1A-1-3-M12-5	55
VAD 1A-1-3-M8-3	56
VAD 3C-4-1-M12-5	55
VAD M12 1A-VAD 1A-1-3-226/0,4 M	55
VAD M12 1A-VAD 1A-1-3-241/0,4 M	55
VB 1A-1-2-M8-3	56
ZBR 5/10	85
ZBR 8/40	85
ZBR 9/40	86
ZBS	85
ZBST	86
ZKS 1	84
ZKS 2	84
ZLU 4-50	15
ZMS 19	87
ZV 2 4-3-225/2 M	52
ZV 2 4-3-225/5 M	52

Part Number	Page No.
ZV 2 4-3-225/10 M	52
ZVK	83
ZVK 2	83, 128
ZVKM	83

Regarding the details in this catalog: Alterations may have been made to the product after the editorial deadline for this publication, namely 06/01/2010. The manufacturer reserves the right to alter the construction and form, manufacture different shades and amend the scope of delivery during the delivery period insofar as the alterations and differences are acceptable to the buyer while allowing for the seller's interests. Insofar as the seller or the manufacturer uses signs or numbers to mark the order or the ordered item, no rights may be derived from this alone. The illustrations may also contain accessories and special equipment which are not part of the mass-produced scope of delivery. Color differences are attributable to technical aspects of the printing process. This publication may also contain types and support services that are not made available/rendered in some countries. The information/details in this publication merely contain general descriptions or performance factors which, when applied in an actual situation, do not always correspond with the described form and may be amended by way of the further development of products. The desired performance factors shall only be deemed binding if these are expressly agreed on conclusion of the contract. This brochure will be used internationally. However, comments on statutory, legal, and fiscal provisions and effects only apply to the Federal Republic of Germany at the time of the editorial deadline for this publication. Please consult your pertinent seller about the provisions and effects that apply to your country and regarding the latest bidding version.





lumbergautomation

A BELDEN BRAND

www.lumberg-automationusa.com

GLOBAL LOCATIONS

For worldwide Industrial Sales
and Technical Support, visit:
www.belden.com/industrial



AMERICAS

Belden Industrial Connectivity
1540 Orchard Drive
Chambersburg, PA 17201
Phone: 717-217-2299
Fax: 717-217-2279
www.lumberg-automationusa.com

EUROPE/AFRICA/MIDDLE EAST (EMEA)

Belden Deutschland GmbH
Im Gewerbepark 2
58579 Schalksmühle
GERMANY
Phone: +49-2355-8301
Fax: +49-2355-83-3 33
www.lumberg-automation.com

X-ON Electronics

Largest Supplier of Electrical and Electronic Components

Click to view similar products for [lumberg](#) manufacturer:

Other Similar products are found below :

[RK20-603/5M](#) [ASBSM 10/LED 3](#) [ASBS-R 8/LED 5-4](#) [ASBSV 8 5](#) [18315 0976 PMC 151](#) [KRE8](#) [SBS 4/LED 3](#) [RK30/2M](#) [RKWT 4-07/5M](#)
[ASBS-R 4 5-4](#) [ASBS-R 4/LED 5-4](#) [BTO 1 SCHWARZ](#) [BTO 1 V SCHWARZ](#) [BTOR 1 WEISS](#) [KB3](#) [KRES10](#) [KRESS8](#) [KS8](#) [KRM 07](#)
[0103 03](#) [WKV 81](#) [RK 30-738/20F](#) [RKMV 4-225/10 M](#) [RKT 5-644/2M](#) [RKT 4-679/5M](#) [HZ30](#) [ASBS 2 M12-S2326](#) [1614 16](#) [0985 706](#)
[100/10M](#) [RST 4-RKWT 4-602/1M](#) [WKV50](#) [RST 4-633/2M](#) [RST 4-RKWT 4-602/3M](#) [RS-TU](#) [0132 05-1](#) [WSV 30](#) [0986 EMC 102](#) [0250 03](#)
[RKWT 5-612/5M](#) [0980 ESL 393-121](#) [RST 5L-RKT 5L-949/5 M](#) [ASBM 6/LED 3-344/5 M](#) [RKT 4-646/2M](#) [RKHL 8/S 5,5](#) [0985 YM57530](#)
[100/20M](#) [0985 YM57530 500/1M](#) [RST 4-RKT 4-637/2M](#) [RKT 5L-949/5 M](#) [RST 3-RKMV 3-224/2 M](#) [RST 5-RKT 5-647/5M](#)