

N43 RAIL MOUNTED POWER NETWORK METER

FEATURES:




INPUT:



OUTPUTS:



GALVANIC ISOLATION:



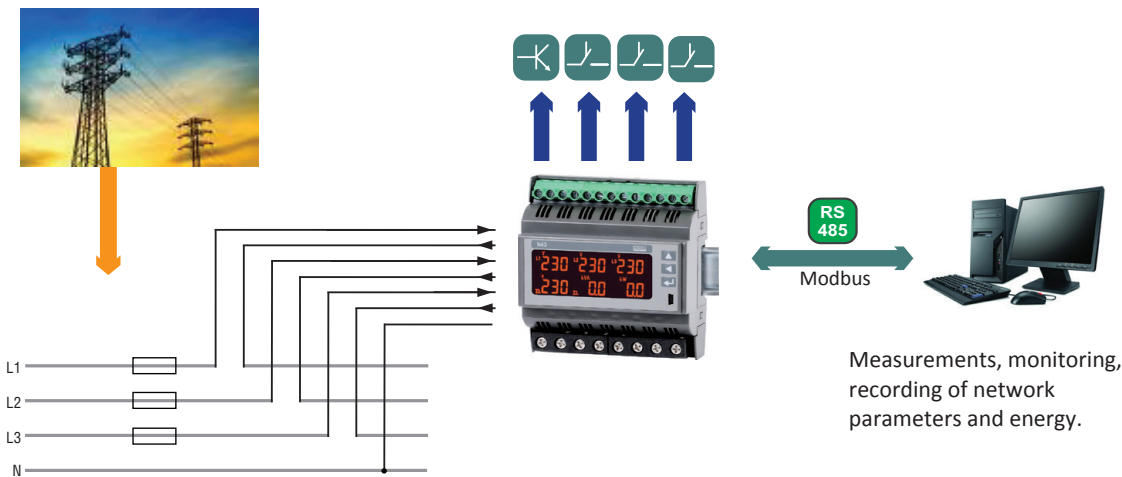
Export department:
+48 68 45 75 139 / 305 / 321 / 368
Fax: +48 68 32 54 091
e-mail: export@lumel.com.pl

LUMEL S.A.
ul. Stubicka 1
65-127 Zielona Góra
POLAND
WWW.LUMEL.COM.PL



- For direct (up to 63A) and indirect measurement, in 3 phase 4 wire/ 3 wire balanced and unbalanced systems.
- The measurement of: rms values of voltage and current, active, reactive and apparent power, active, reactive energy, power factors, frequency, THD.
- Indications considering values of programmed ratios.
- Programmable display pages.
- 3 programmable alarm outputs and 1 pulse output in standard version.
- Pulse output for monitoring of 3-phase active energy.
- Analog outputs after adding S4AO module.
- Digital transmission to the master system through the RS-485 interface (MODBUS).
- USB for configuration by using free eCon software.
- Modern design allows for installation of the meter in modular switchgear in accordance with EN 62208 (meter has a width of 6 modules) on 35 mm rail.

EXAMPLE OF APPLICATION



MEASURED QUANTITIES AND MEASURING RANGES

Measured value	Measuring range	L1	L2	L3	Σ	Basic error**
Current In 1A/5A 1 A ~ 5 A ~ 63 A ~	0.002...1.20 A or kA * 0.010...6.00 A or kA * 0.10...76.0A~	•	•	•		±0.5%
Voltage L-N 57,7 V ~ 230 V ~ 290 V ~	2.80 ...70.0 V or kV* 10.0 ... 276 V~ 14.0 ... 348 V~	•	•	•		±0.5%
Voltage L-L 100 V ~ 400 V ~ 500 V ~	5.00 ... 120 V or kV* 20.0 ... 480 V~ 25.0 ... 600 V~	•	•	•		±1%
Frequency	47.0 ... 63.0 Hz				•	±0.5%
Active power /import or export/	0.00 ... 999 W, kW or MW	•	•	•	•	±1%
Reactive power /capacitive or inductive indication/	0.00 ... 999 VAR, kVAr or MVAr	•	•	•	•	±1%
Apparent power	0.00 ... 999 VA, kVA or MVA	•	•	•	•	±1%
Active energy /import or export/	0.0 ... 999999.9 kWh or MWh				•	±1%
Reactive energy /capacitive or inductive indication/	0.0 ... 999999.9 kVArh or MVArh				•	±1%
Power factor PF	-1 ... 0 ... 1	•	•	•	•	±1%
Tangent φ	+1.2 ... 1 ...1.2	•	•	•	•	±1%

* depending on set current ratio:
- tr_U ratio (ratio of the voltage transformer: 0.1...4000.0)
- tr_I ratio (ratio of the current transformer: 1...10000)
** calculated for the nominal range In, Un

OUTPUTS

Kind of output	Properties
Relay output	• 3x programmable relay output, normally open voltageless contacts, load capacity 250 V~/0.5 A~
Pulse output	• 1 x pulse output, OC type, passive (for monitoring of active energy)

DIGITAL INTERFACE

Type of interface	Transmission protocol	Mode	Rate
RS-485 Modbus	MODBUS RTU	8N2, 8E1, 8O1, 8N1	4.8; 9.6; 19.2; 38.4 kbit/s
USB 1.1/ 2.0	MODBUS RTU	8N2	9.6 kbit/s

EXTERNAL FEATURES

Readout field	LCD display, monochromatic with backlight		
Weight	< 0.3 kg		
Overall dimensions	105 × 110 × 60 mm		
Protection grade (acc. to EN 60529)	from housing side: IP50	from terminal side: IP00	

RATED OPERATING CONDITIONS

Supply voltage	85...253 V a.c., 90...300 V d.c. 20...40 V a.c., 20...60 V d.c.	
Temperature	ambient: -10...23...55°C	
Relative humidity	0...95%	inadmissible condensation
Operating position	any	
External magnetic field	0...40...400 A/m	
Short duration overload	voltage inputs (5 sec): 2 Un	current inputs: - 1 sec. 50 A (for version In 1 A/ 5 A) - 1 sec. 630 A (for version In 63 A)
Power consumption	- in the supply circuit ≤ 4 VA, - in the voltage and current circuits ≤ 2 VA	

SAFETY AND COMPATIBILITY REQUIREMENTS

Electromagnetic compatibility	noise immunity	acc. to EN 61000-6-2
	noise emissions	acc. to EN 61000-6-4
Safety requirements	acc. to EN 61010-1	

ELECTRIC CONNECTIONS

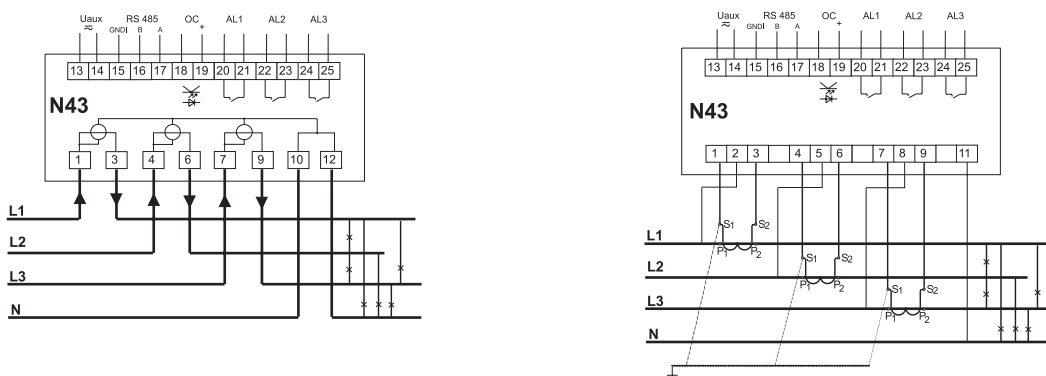


Fig 1. Meter connection diagrams.

ORDERING

RAIL-MOUNTED NETWORK METER N43 -	X	X	X	XX	X	X
Current input In:						
1 A/5 A (X/1; X/5)		1				
63 A		2				
Voltage input (phase/ phase-to-phase) Un:						
3 x 57.7/100 V			1			
3 x 230/400 V				2		
3 x 290/500 V					3	
Auxiliary supply:						
85...253 V a.c., 90...300 V d.c.				1		
20...40 V a.c., 20...60 V d.c.					2	
Version:						
standard						00
custom-made*						XX
Language:						
Polish						P
English						E
other*						X
Acceptance tests:						
without extra quality requirements						0
with an extra quality inspection certificate						1
acc. to customer's request*						X

* - after agreeing with the manufacturer

EXAMPLE OF ORDER:

The code **N43 - 2 2 1 00 E 0** means:

- N43** - meter of network parameters of N43 type
- 2** - current input: 63 A
- 2** - input voltage (phase/phase-to-phase) Un = 3 x 230 V/ 400 V
- 1** - auxiliary supply: 85...253 V a.c., 90...300 V d.c.
- 00** - standard version
- E** - all descriptions and user's manual in English
- 0** - without extra quality requirements.

SEE ALSO:



Free eCon program for programming LUMEL's products.



S4AO - module of 4 analog outputs



ND20 - power network meter.



P43 - three-phase transducer of power network parameters.

For more information about LUMEL's products please visit our website: www.lumel.com.pl

Export department:

+48 68 45 75 139 / 305 / 321 / 368
 Fax: +48 68 32 54 091
 e-mail: export@lumel.com.pl

LUMEL S.A.
 ul. Słubicka 1
 65-127 Zielona Góra
 POLAND
WWW.LUMEL.COM.PL

X-ON Electronics

Largest Supplier of Electrical and Electronic Components

Click to view similar products for [LUMEL manufacturer](#):

Other Similar products are found below :

[B2 0602K50B0100M0](#) [B2 0604A00A0100M0](#) [B2 060800AB01B3M0](#) [B3 15010A0A0100M0](#) [B3 15060A0D0100M0](#) [B4 0502K00B01B5M0](#) [B5 07575A0D01A2M0](#) [B6 100150AD0100M0](#) [BA271NE4120000](#) [BA271NE4170000](#) [BA391NE4050000](#) [BE271NF4162000](#) [BE271NF4170000](#) [BE271NF4500000](#) [BE391NF4122000](#) [CA39 120000](#) [EA12N C70200000000](#) [EA12N E20700000000](#) [EA12N E21200000000](#) [EA12N E21300000000](#) [EA12N E41600000000](#) [EA12N E41900000000](#) [EA12N E61500000000](#) [EA12N F41300000000](#) [EA16N E20700000A0](#) [EA16N E20900000A0](#) [EA16N E41300000A0](#) [EA16N E41700000A0](#) [EA17N E20800000000](#) [EA17N E21000000000](#) [EA17N E21200000000](#) [EA17N E21400000000](#) [EA17N E40800000000](#) [EA17N E41900000000](#) [EA17N F21000000000](#) [EA19N C70300000000](#) [EA19N E21400000000](#) [EA19N E41600000000](#) [EA19N E42100000000](#) [EA19N E61400000000](#) [EA19N E61500000000](#) [EA19N F21500000000](#) [EB16N E20500000A0](#) [EB16N E20600000A0](#) [EB16N E61300000A0](#) [EB16N E61400000A0](#) [EP27NC7230000](#) [EP27NE7020000](#) [EP27NE7090000](#) [EP27NE7100000](#)