

DATE

REVISIONS

REV

DRAWING NUMBER
SSB-LXB100SRW

REV

ELECTRO-OPTICAL CHARACTERISTICS TA=25 °C I_f=20mA

PARAMETER	MIN	TYP	MAX	UNITS	TEST COND
PEAK WAVELENGTH		660 (RED)		nm	
FORWARD VOLTAGE		1.7	2.2	V _f	
REVERSE VOLTAGE	5.0			V _r	I _r =100uA
AXIAL INTENSITY		80		mcd	I _f =20mA
VIEWING ANGLE		160		2x theta	
EMITTED COLOR:		RED			
EPOXY LENS FINISH:		WHITE DIFFUSED			

LIMITS OF SAFE OPERATION AT 25 DEG. C

PARAMETER	MAX	UNITS
PEAK FORWARD CURRENT *	150	mA
STEADY CURRENT	30	mA
POWER DISSIPATION	100	mW
DERATE FROM 38 °C	-0.5	mA/ °C
OPERATING, STORAGE TEMP.	-20 TO +85	°C
LEAD SOLDERING TEMP.	+230	°C
1.6mm FROM BODY		5 SEC. MAX

* t<10uS

RELIABILITY NOTE:

OUR MANY YEARS OF EXPERIENCE DATA ACCUMULATION INDICATE THAT SOLDER HEAT IS A MAJOR CAUSE OF EARLY AND FUTURE FAILURE. PLEASE PAY ATTENTION TO YOUR SOLDERING PROCESS.

LUMEX
OPTO COMPONENTS INC.

292 E. HELLEN ROAD
PALATINE, ILLINOIS 60067
(708) 359-2790

DATE: 4-8-93

DWN:

CHK'D:

APPD:

SCALE: DO NOT SCALE DWG

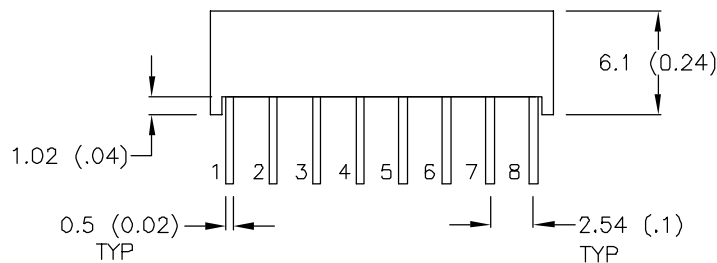
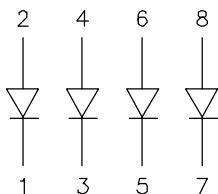
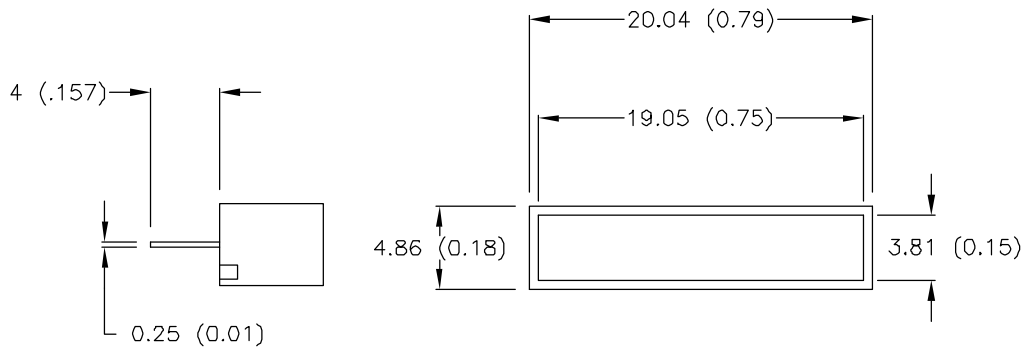
19.05mm X 3.81mm LIGHT BAR, WHITE DIFFUSED

PAGE 1 OF 1

DRAWING NUMBER
SSB-LXB100SRW

REV

BXB100AB



UNIT: mm (INCHES)
TOLERANCE: +/-0.25 (+/-0.01) UNLESS OTHERWISE SPECIFIED

X-ON Electronics

Largest Supplier of Electrical and Electronic Components

Click to view similar products for [LED Bars and Arrays](#) category:

Click to view products by [Lumex](#) manufacturer:

Other Similar products are found below :

[SSA-LXB10GW-18751](#) [SSA-LXB10YW](#) [SSA-LXH1025I1G7XXD](#) [LTL-2450Y](#) [CSS-414G-11](#) [SSA-LXB10IW](#) [SSB-LX2301SIW](#) [TOS-4102BR-N](#) [SSA-LXB10-IYG8W-1](#) [ADI-AL4554-470](#) [LPB-R0112051S](#) [DI-5GWB](#) [LTA-1000E](#) [LTL-57173HR](#) [HLMP-2655-EF000](#) [HLMP-2820-FG000](#) [KB-2600ID](#) [L-1043GDT](#) [L-875/4IDT](#) [L-875/4SRDT](#) [DC10EGWA](#) [LF1B-NA3P-2THWW2-3M](#) [LF1B-NC3P-2THWW2-3M](#) [LTL-2500G](#) [LTL-2685HR](#) [SSA-LXB10GW](#) [LTA-1000HR](#) [HLMP-2685](#) [HLMP-2400](#) [HLMP-2300](#) [L-875/4YDT](#) [SSB-LXH100SRW](#) [SSB-LX2620IW](#) [SSB-LX2400YW](#) [LPB-S01110101S](#) [DC10SURKWA](#) [LF1B-NA4P-2THWW2-3M](#) [LF1B-NB3P-2THWW2-3M](#) [KB2450SYKW](#) [KB2835CGKD](#) [L-1043IDT](#) [L-1043YDT](#) [L-835/2GDT](#) [LF1B-NF3P-2THWW2-3M](#) [HLCP-B100](#) [HLMP-2450](#) [HLMP-2800](#) [HLCP-H100](#) [HLMP-2300-EF000](#) [HLMP-2400-EF000](#)