

SunBrite™

Modular LED Lightbars



Cost-Effective, High Performance Modular LED Lightbars!

The SunBrite family of Modular LED Lightbar technologies combine high-performance, ease-of-installation, flexibility and cost savings. Unlike many alternative lighting technologies, the SunBrite LED Lightbar can be installed with ease without the need to hire an electrician to open walls and install new wiring. Lumex's SunBrite™ LEDs are ideal for undercabinet, kitchen, bookshelf, cupboard, showcase, and accent and cove lighting applications.

Features:

- Available in lengths of 6, 12 and 24 inches for extendable design solutions
- Compatible connector cables available in 10", 20" or 40" lengths to connect Lightbars to desired length
- Mounting clips are available in standard format, 45° Angle format and Swivel format.
- A specially designed transformer is available to allow for simplified installation and immediate wall plug-in.
- For brightness control, a dimmer switch is available and effective on an entire line of connected light switches
- Ultra thin heat sink
- CE, UL, IP60, and RoHS compliant
- Warm, neutral and cool white colors are available in standard formats. Custom RGB technologies can also be created in any color.



Member of the **ITW Photonics Group**

SunBrite™ Modular LED Lightbars

by **LUMEX**
Creating LED and LCD Solutions Together™

Recommended Applications

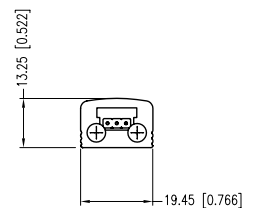


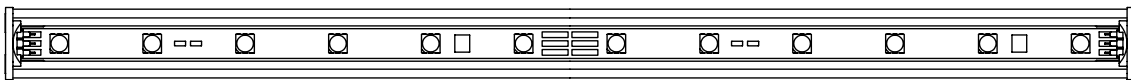

- Cabinet Lighting
- Undercabinet Lighting
- Kitchen Lighting
- Garage Lighting
- Bookshelf Illumination
- Cupboard Lighting
- Showcase Displays
- Cove Lighting



SunBrite™ Modular LED Lightbars



12" LED Lightbars: SSP-LB12 series



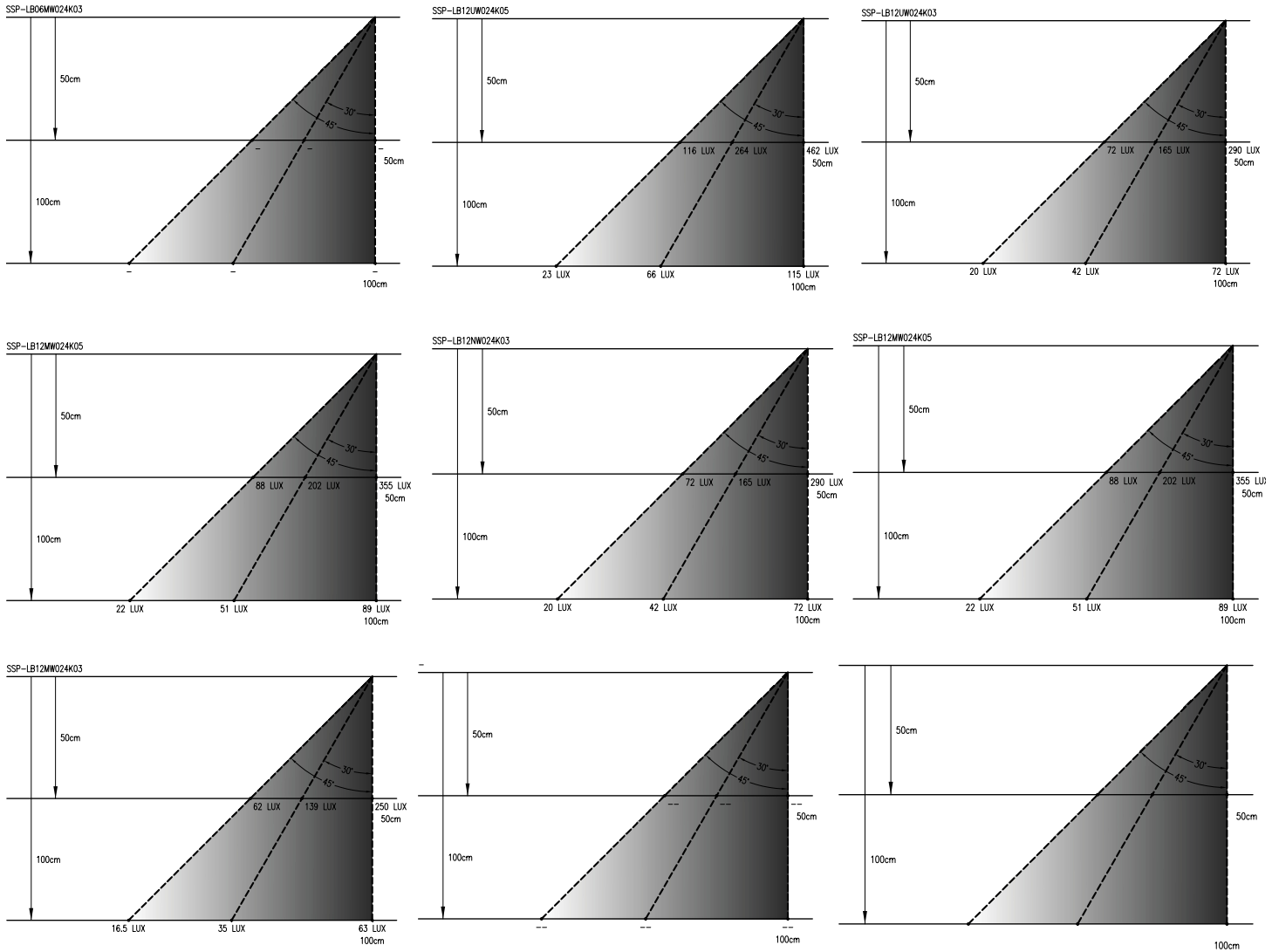
SunBrite™ Modular LED Lightbars								
PN	Emitted Color	# of LEDs	CCT (K)	Watts	Lumens	Length	Voltage	Angle
SSP-LB12UW024K05	Cool White	12	5000 ~ 6300	5	360	12"	24 VDC	120
SSP-LB12UW024K03	Cool White	12	5000 ~ 6300	3.3	220	12"	24 VDC	120
SSP-LB12NW024K05	Neutral White	12	3700 ~ 4300	5	300	12"	24 VDC	120
SSP-LB12NW024K03	Neutral White	12	3700 ~ 4300	3.3	220	12"	24 VDC	120
SSP-LB12MW024K05	Warm White	12	2600 ~ 3000	5	300	12"	24 VDC	120
SSP-LB12MW024K03	Warm White	12	2600 ~ 3000	3.3	190	12"	24 VDC	120



SunBrite™ Modular LED Lightbars



Illumination Charts



SunBrite™ Modular LED Lightbars

by **LUMEX**
Creating LED and LCD Solutions Together™

Installation Instructions

Layout and Designing Requirements:

Sunbrite™ Modular LED Lightbars are available in 3 different lengths, 6", 12" and 24" with power usage either 3.3 W./ft. or 5W./ft. The lightbars can be easily chained to create desired length. Customer should start the design by defining the following factors:

- length for each location
- brightness output
- power usage
- color temperature

Once these factors are defined, you can then begin to design how you want to chain the light bars together. Please keep in mind that total power usage when the light bars are chained together cannot exceed power output from power supply adaptor (for safe operation, recommend total power usage from chained lightbars to be 25% lower than output wattage from power supply adaptor).



SunBrite™ Modular LED Lightbars

by **LUMEX**
Creating LED and LCD Solutions Together™

Installation Instructions *continued...*

Method 4. Connection light bars with cable-to-cable extension joint (SSP-CN2CN)



Method 5. Connection light bars with multiple cable-to-cable extension joint (SSP-CNM0)



Connecting Lightbar to Power Adaptor (SSP-PW024):

SunBrite™ Modular LED Lightbars can be connected to the power adaptor by using the power line connection cable (SSP-CA12) between the lightbar and the power adaptor.



SunBrite™ Modular LED Lightbars

by **LUMEX**
Creating LED and LCD Solutions Together™

Installation Instructions *continued...*

Using Mini-Touch Dimmer Switch in Connection with Lightbars: *continued...*

Scenario 2. Dimmer at the “middle” of a chain



Scenario 3. Dimmer at the “beginning” of a chain



Scenario 4. Dimmer at a branching “network”



X-ON Electronics

Largest Supplier of Electrical and Electronic Components

Click to view similar products for [LED Power Supplies](#) category:

Click to view products by [Lumex](#) manufacturer:

Other Similar products are found below :

[ESS015W-1000-12](#) [PDA-WIFI](#) [PIFC-K250F](#) [PITB-K222A](#) [ALD-514012PJ134](#) [LB240S24KH](#) [LMH020-SPLC-0000-0000001](#) [LMD600-0100-C1A7-7030000](#) [79534](#) [79535](#) [EUG-200S210DT](#) [ESS030W-1050-21](#) [ESS030W-0900-32](#) [BPOXL 4-12-035](#) [ESS010W-0350-24](#) [ESM060W-1400-42](#) [PDA080B-1A0G](#) [PDA150B-S1A5G](#) [ZPS-20](#) [SLM140W-1.05-130-ZA](#) [ESS015W-0700-18](#) [EUD-150S350DVA](#) [LWA320-C420-ARK-B](#) [HVG-240-48AB](#) [HVG-320-36AB](#) [HVG-320-54AB](#) [EUK-150S105DV](#) [LN1224CV](#) [HBG-160-24AB](#) [980100001200394](#) [980060001200376](#) [LC 14W 250-350MA FLEXC R ADV2](#) [LC 24W 500-600MA FLEXC R ADV2](#) [LC 36W 850-900MA FLEXC R ADV2](#) [LC 18W 24V ONE4ALL SC PRE](#) [LC 50W 200-350ML 170V FLEXC LP SNC4](#) [LC 25W 200-350ML 70V FLEXC LP SNC4](#) [LC 35W 200-350ML 121V FLEXC LP SNC4](#) [LCBI 10W 350MA PHASE-CUT/1-10V LP](#) [LC 13W 300MA FIXC C SNC](#) [LC 10W 250MA FIXC SC SNC2](#) [LC 35W 800MA FIXC SR ADV2](#) [LC 38W 900MA FIXC SR ADV2](#) [LC 34W 800MA FIXC SC ADV2](#) [LC 44W 1050MA FIXC SC ADV2](#) [LC 38W 900MA 42V FIXC SRL ADV2](#) [PWM-40-36](#) [PWM-60-36](#) [LUD-060S150BSF](#) [ESS010W-0750-12](#)