



SERIES WSA48
- PUSHBUTTON SWITCHES

Series WSA48

KEY FEATURES

- Size: 12mm
- 5A@28VDC
- Solder /PC Terminal & wireleads
- Snap Action: Momentary / Maintained
- Operation temperature: -40 ~ 85°C
- SPDT: 1 NO / 1 NC
- IP67 water proof
- UL 61058 Certify

APPLICATIONS

- Office equipment
- Medical equipment
- Industrial machinery
- Mass transportation
- Food processing equipment
- Outdoor Controls
- Joystick Control

ORDERING INFORMATION

WSA48 - [] - [] - [] - [] - [] - [] - []

Switch Function / Termination:	
1	Momentary / Solder
A	Momentary / NO Wireleads
C	Momentary / NC Wireleads
E	Momentary / NO+NC Wireleads
2	Maintained / Solder
B	Maintained / NO Wireleads
D	Maintained / NC Wireleads
F	Maintained / NO+NC Wireleads

Bezel Type:	
RB	Round, Black
SB	Square, Black

LED Color:	
N	None
R	Red
G	Green
Y	Yellow
B	Blue
W	White

Button Color:	
RD	Red
GR	Green
BK	Black
BL	Blue
YL	Yellow
OR	Orange
WH	White
PK	Standby Symbol
High Button Color:	
HRD	Red
HGR	Green
HBK	Black
HBL	Blue
HYL	Yellow
HOR	Orange
HWH	White

Mounting Type:	
B	Bushing
F	Snap-Fit


Voltage Resistor:	
If Blank: Note*	
05	5V Forward
12	12V Forward**
24	24V Forward**

Special Request:	
If Blank: N/A	
xxx	As Customer Special Request

Note:

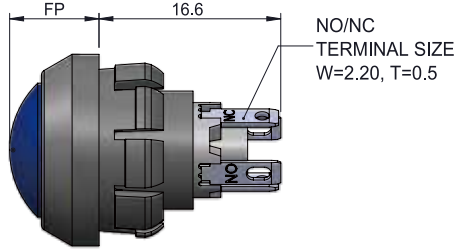
* Current limiting resistor is required to limit LED forward current to 20mA.(not included)
**12 and 24V resistors are available with wirelead versions only.

SERIES WSA48 - PUSHBUTTON SWITCHES

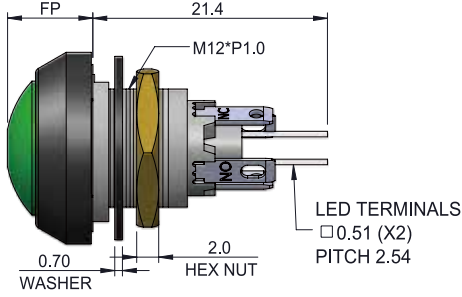


MOMENTARY TYPE

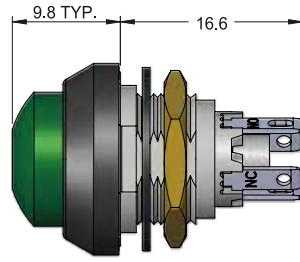
BUTTON TYPE	FP (mm)
Illumination	7.8 ± 0.5
Non-Illumination	8.1 ± 0.5



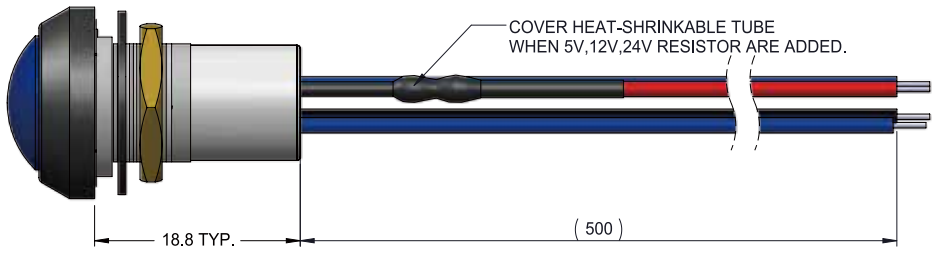

NON-ILLUMINATION & SNAP FIT TYPE



ILLUMINATION & BUSHING TYPE



NON-ILLUMINATION & HIGH BUTTON TYPE



MECHANICAL CHARACTERISTICS

- **Switch Circuitry:** SPDT-DB (Form X)
- **Pretravel (Nominal):** 0.050 inches [1.27mm]
- **Overtravel (Nominal):** 0.010 inches [0.25mm]
- **Total Travel (Nominal):** 0.060 inches [1.52mm]
- **Operating Force (Nominal):** 5.15N [525g]
- **Release Force (Nominal):** 3.45N [340g]
- **Contacts Material:** Silver
- **Panel Thickness:**
Bushing Mount: 0.020" - 0.118" [0.5 - 3.0mm]
Snap-In Mount: 0.051" - 0.118" [1.5 - 3.0mm]
- **Nut Torque Force:** Max 5.2 lb-in [6 kgf-cm]
- **Current Ratings (Nominal):**
 5A@ 28 VDC ,25k Cycles
 5A@ 125/250 VAC, 25k Cycles

ENVIROMENTAL SPECIFICATIONS

- **Operating Temperature:** -40°F to +185°F (-40°C to +85°C)
- **Water Proof:** IP67 (Front Panel)

ELECTRICAL SPECIFICATIONS

- **Dielectric Strength:** 1,000VAC
- **Insulation Resistance:** 1G Ω
- **Contacts Resistance:** 50 mΩ max. (Non-Wirelead)
250 mΩ max. (Wirelead)

	BUSHING MOUNT TYPE	SNAP-IN MOUNT TYPE
RECOMMENDED PANEL CUT-OUT		
PANEL THICKNESS	0.020~0.118" [0.5~3.0 mm]	0.051~0.118" [1.5~3.0 mm]
NUT TORQUE FORCE	Max. 5.2 lb-in [6 kgf-cm]	

MECHANICAL CHARACTERISTICS

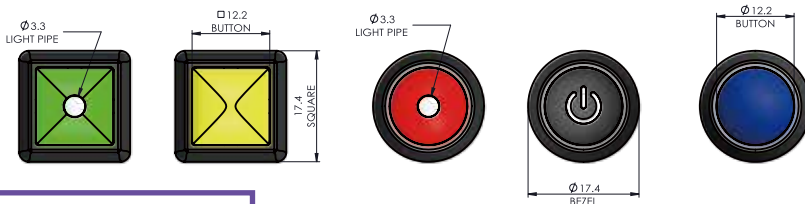
- **Switch Circuitry:** SPDT-DB (Form X)
- **Pretravel (Nominal):** 0.050 inches [1.27mm]
- **Overtravel (Nominal):** 0.010 inches [0.25mm]
- **Total Travel (Nominal):** 0.060 inches [1.52mm]
- **Operating Force (Nominal):** 5.15N [525g]
- **Release Force (Nominal):** 3.45N [340g]
- **Contacts Material:** Silver
- **Panel Thickness:**
Bushing Mount: 0.020" - 0.118" [0.5 - 3.0mm]
Snap-In Mount: 0.051" - 0.118" [1.5 - 3.0mm]
- **Nut Torque Force:** Max 5.2 lb-in [6 kgf-cm]
- **Current Ratings (Nominal):**
 5A@ 28 VDC ,25k Cycles
 5A@ 125/250 VAC, 25k Cycles

ENVIROMENTAL SPECIFICATIONS

- **Operating Temperature:** -40°F to +185°F (-40°C to +85°C)
- **Water Proof:** IP67 (Front Panel)

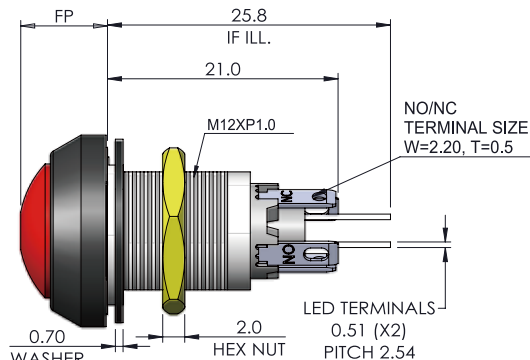
ELECTRICAL SPECIFICATIONS

- **Dielectric Strength:** 1,000VAC
- **Insulation Resistance:** 1G Ω
- **Contacts Resistance:**
 50 mΩ max. (Non-Wirelead)
 250 mΩ max. (Wirelead)

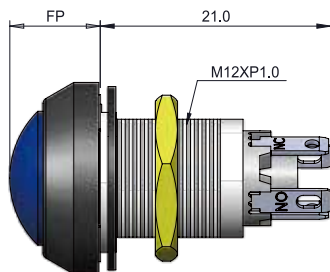


MAINTAINED TYPE

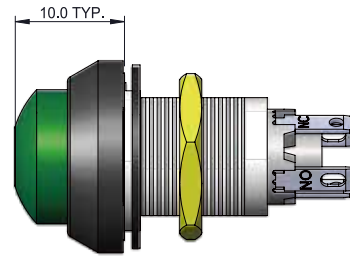
BUTTON TYPE	FP(mm)
Illumination	7.9±0.5
Non-Illumination	8.2±0.5



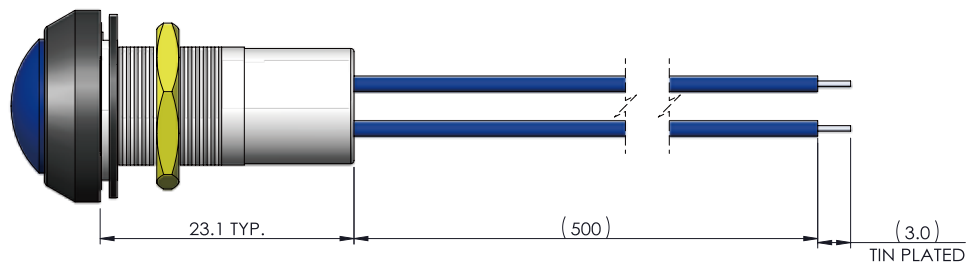
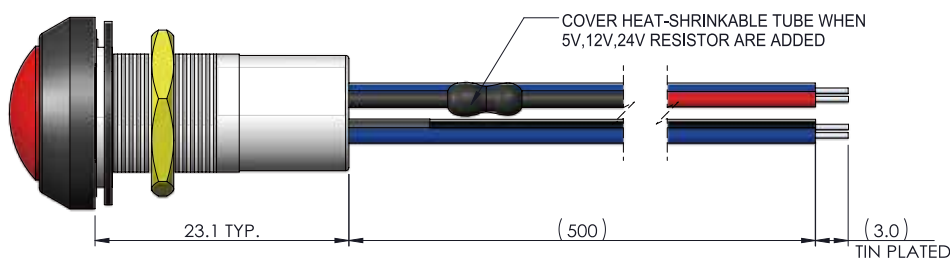
ILLUMINATION & BUSHING TYPE



NON-ILLUMINATION & BUSHING TYPE



NON-ILLUMINATION & HIGH BUTTON TYPE



RECOMMENDED PANEL CUT-OUT	
PANEL THICKNESS	0.020~0.118" [0.5~3.0 mm]
NUT TORQUE FORCE	Max. 5.2 lb-in [6 kgf-cm]

LED SPECIFICATION

LED CODE	LED COLOR	CIRCUITRY	Vf (VDC)	If (mA)
R	RED		1.8~2.5	20
B	BLUE		2.8~3.5	20
G	GREEN		2.8~3.5	20
Y	YELLOW		1.8~2.5	20
W	WHITE		2.8~3.5	20

Notes:

1. Lead Soldering Temperature (4mm above from body) : 280°C for 5 seconds
2. Hand Soldering Temperature (4mm above from body) : 320°C for 3 seconds

WIRELEADS TYPE	SW TERMINAL		LED	
	NO	NC	+	-
ILLUMINATION	BLUE AWG24 UL1007	YELLOW AWG24 UL1007	RED AWG26 UL1007	BLACK AWG26 UL1007
NON-ILLUMINATION	BLUE AWG24 UL1007	YELLOW AWG24 UL1007	-	-

NOTE:

Contact us for any special requirement, like bi-color illumination, harness, icon...

X-ON Electronics

Largest Supplier of Electrical and Electronic Components

Click to view similar products for [Pushbutton Switches](#) category:

Click to view products by [Lumex Switch](#) manufacturer:

Other Similar products are found below :

[8971K1133](#) [LW2L-M1C20M-A](#) [01-153.025](#) [M22-D-R-GB0/K11](#) [67021K512](#) [701PB580](#) [7199K101](#) [810K12910](#) [810KSV30B](#) [FLT 2U EE](#)
[01A](#) [MML21EA2ADK](#) [MML21KA3ABK](#) [MML23KW3AA01W](#) [8418K2](#) [8442K3](#) [8450K1](#) [860K11911T01A](#) [861901](#) [861K11911T01A07](#)
[861K13810T00A14](#) [861K13911](#) [8646AB6X718UL](#) [9533CD4+U574+U4922](#) [99-450.837](#) [99-453.837](#) [A2PMA1X03EC56](#) [A3A-7310](#) [A3A-](#)
[7340](#) [12037A2ULCSA](#) [1203A2UL](#) [ABGW410-R](#) [1211390004](#) [ABN400-R](#) [121382](#) [1213C3](#) [HE3B-M2](#) [1211500044](#) [121194](#) [1212MRA](#)
[1232A6NF](#) [121489](#) [1223A2ULCSA](#) [D5P-MT4](#) [13435AG](#) [13445AD29GX768](#) [AG23-L2](#) [AH165-2SGLG1TE3](#) [AH165-TGFY22](#) [AH165-](#)
[TGL5Y11E3](#) [AH165-TGLR11AA3](#)