

For NEW designs consider these replacement products:


- LUXEON TX
- LUXEON C Royal Blue
- LUXEON CZ Royal Blue



LUXEON T

A bright, versatile and high efficacy emitter

LUXEON T is designed to deliver high efficacy with high flux density to enable tight beam control in directional and high lumen applications. With *Freedom from Binning* and leading performance, LUXEON T LEDs are specified, targeted and tested hot, at real world operating temperatures, 85°C, to ensure in-application performance. LUXEON T LEDs allow system optimization by blending the perfect combination of high efficacy and low system cost, while tight correlated color temperature ensures consistency in system color point.



FEATURES AND BENEFITS

3 & 5-step MacAdam ellipse: *Freedom from Binning* for superior Quality of Light

Low V_f and thermal resistance enables smaller heatsinks and higher lumens

High luminance and small optical source for precise beam control in directional applications

Superior efficacy and light output from a compact source

PRIMARY APPLICATIONS

Downlights

High Bay & Low Bay

Indoor Area Lighting

Lamps

Outdoor

Table of Contents

| | |
|---|-----------|
| General Product Information | 2 |
| Product Test Conditions | 2 |
| Part Number Nomenclature | 2 |
| Lumen Maintenance | 2 |
| Environmental Compliance | 2 |
| Performance Characteristics | 3 |
| Product Selection Guide | 3 |
| Optical Characteristics | 3 |
| Electrical and Thermal Characteristics | 4 |
| Absolute Maximum Ratings | 4 |
| Characteristic Curves | 5 |
| Spectral Power Distribution Characteristics | 5 |
| Light Output Characteristics | 7 |
| Forward Current Characteristics | 8 |
| Radiation Pattern Characteristics | 9 |
| Product Bin and Labeling Definitions | 10 |
| Decoding Product Bin Labeling | 10 |
| Luminous Flux Bins | 11 |
| Radiometric Power Bins | 11 |
| Color Bin Definition | 12 |
| Peak Wavelength Bins | 13 |
| Forward Voltage Bins | 13 |
| Mechanical Dimensions | 14 |
| Reflow Soldering Guidelines | 15 |
| Solder Pad Design | 16 |
| Packaging Information | 17 |
| Pocket Tape Dimensions | 17 |
| Reel Dimensions | 18 |

General Product Information

Product Test Conditions

LUXEON T LEDs are tested and binned with a DC drive current of 700mA at a junction temperature, T_j , of 85°C.

Part Number Nomenclature

Part numbers for LUXEON T follow the convention below:

L X H **A** – F W **B B** – **C** and
L X H **A** – F W **B B** – **D D D D**

Where:

- A** – designates minimum CRI performance (7=70CRI, 8=80CRI, 9=90CRI and I for Royal Blue)
- B B** – designates nominal ANSI CCT (27=2700K, 30=3000K and RB for Royal Blue)
- C** – designates color definition (3=3 SDCM and 5=5 SDCM)
- D D D D** – designates minimum luminous flux output (1000=1000mW)

Therefore, the following part number is used for a LUXEON T White 3-step MacAdam ellipse, 3000K 80CRI:

L X H **8** – F W **3 0** – **3** and

Therefore, the following part number is used for a LUXEON T Royal Blue with a minimum radiometric power of 1000mA:

L X H **1** – F W **R B** – **1 0 0 0**

Lumen Maintenance

Please contact your local Sales Representative or Lumileds Technical Solutions Manager for more information about the long-term performance of this product.

Environmental Compliance

Lumileds LLC is committed to providing environmentally friendly products to the solid-state lighting market. LUXEON T is compliant to the European Union directives on the restriction of hazardous substances in electronic equipment, namely the RoHS Directive 2011/65/EU and REACH Regulation (EC) 1907/2006. Lumileds LLC will not intentionally add the following restricted materials to its products: lead, mercury, cadmium, hexavalent chromium, polybrominated biphenyls (PBB) or polybrominated diphenyl ethers (PBDE).

Performance Characteristics

Product Selection Guide

Table 1a. Product performance of LUXEON T white at 700mA and 350mA, T_j=85°C.

| NOMINAL CCT | MINIMUM CRI ⁽¹⁾ | LUMINOUS FLUX ⁽²⁾ (lm) | | TYPICAL LUMINOUS EFFICACY (lm/W) | TYPICAL LUMINOUS FLUX (lm) | TYPICAL LUMINOUS EFFICACY (lm/W) | PART NUMBER |
|-------------|----------------------------|-----------------------------------|---------|----------------------------------|----------------------------|----------------------------------|-------------|
| | | MINIMUM | TYPICAL | | | | |
| | | 700mA | | | | | |
| 3000K | 70 | 200 | 218 | 111 | 117 | 123 | LXH7-FW30 |
| 4000K | 70 | 210 | 249 | 127 | 133 | 140 | LXH7-FW40 |
| 5000K | 70 | 220 | 255 | 130 | 136 | 143 | LXH7-FW50 |
| 5700K | 70 | 220 | 255 | 130 | 136 | 143 | LXH7-FW57 |
| 6500K | 70 | 220 | 255 | 130 | 136 | 143 | LXH7-FW65 |
| 2700K | 80 | 170 | 186 | 95 | 100 | 105 | LXH8-FW27-x |
| 3000K | 80 | 180 | 197 | 101 | 106 | 112 | LXH8-FW30-x |
| 3500K | 80 | 190 | 208 | 106 | 112 | 118 | LXH8-FW35-x |
| 4000K | 80 | 190 | 212 | 108 | 114 | 120 | LXH8-FW40-x |
| 5000K | 80 | 190 | 222 | 113 | 120 | 127 | LXH8-FW50-x |
| 3000K | 95 typ | 130 | 160 | 82 | 86 | 91 | LXH9-FW30-x |

Notes for Table 1a:

1. Lumileds maintains a tolerance of ±2 on CRI.
2. Lumileds maintains a tester tolerance of ±6.5% on luminous flux measurements.

Table 1b. Product performance for LUXEON T Royal Blue at 700mA, T_j=85°C.

| PEAK WAVELENGTH (nm) | | RADIOMETRIC POWER (mW) | | PART NUMBER |
|----------------------|---------|------------------------|---------|-------------|
| MINIMUM | MAXIMUM | MINIMUM | TYPICAL | |
| 445 | 460 | 950 | 1040 | LXH1-FWRB |

Notes for Table 1b:

1. Lumileds maintains a tolerance of ±2nm on peak wavelength measurements.

Optical Characteristics

Table 2. Optical characteristics for LUXEON T at 700mA.

| PART NUMBER | TYPICAL TOTAL INCLUDED ANGLE ⁽¹⁾ | TYPICAL VIEWING ANGLE ⁽²⁾ |
|-------------|---|--------------------------------------|
| LXH7-FWxx | 160° | 120° |
| LXHx-FWxx-x | 160° | 120° |
| LXH1-FWRB | 160° | 120° |

Notes for Table 2:

1. Total angle at which 90% of total luminous flux is captured.
2. Viewing angle is the off axis angle from the LED centerline where the luminous intensity is ½ of the peak value.

Electrical and Thermal Characteristics

Table 3. Electrical and thermal characteristics for LUXEON T at 700mA, $T_j=85^\circ\text{C}$.

| PART NUMBER | FORWARD VOLTAGE (V) ^[1] | | | TYPICAL TEMPERATURE COEFFICIENT OF FORWARD VOLTAGE (mV/°C) ^[2] | TYPICAL THERMAL RESISTANCE — JUNCTION TO SOLDER PAD (°C/W) |
|-------------|------------------------------------|---------|---------|---|--|
| | MINIMUM | TYPICAL | MAXIMUM | | |
| LXH7-FWxx | 2.50 | 2.80 | 3.25 | -1.60 | 3.00 |
| LXH8-FWxx-x | 2.50 | 2.80 | 3.25 | -1.60 | 3.00 |
| LXH1-FWRB | 2.50 | 2.80 | 3.25 | -1.60 | 3.00 |

Notes for Table 3:

1. Lumileds maintains a tolerance of $\pm 0.06\text{V}$ on forward voltage measurements.

Absolute Maximum Ratings

Table 4. Absolute maximum ratings for LUXEON T, $T_j=85^\circ\text{C}$.

| PARAMETER | MAXIMUM PERFORMANCE |
|---|---|
| DC Forward Current ^[1,2] | 1050mA |
| Peak Pulsed Forward Current ^[1,3] | 1200mA |
| LED Junction Temperature ^[1] (DC & Pulse) | 150°C |
| ESD Sensitivity (ANSI/ESDA/JEDEC JS-001-2012) | Class B |
| Operating Case Temperature ^[1] | -40°C to 135°C |
| LED Storage Temperature | -40°C to 135°C |
| Soldering Temperature | JEDEC 020c 260°C |
| Allowable Reflow Cycles | 3 |
| Reverse Voltage ^[4,5] (V_{reverse}) | LUXEON LEDs are not designed to be driven in reverse bias |

Notes for 4:

1. Proper current derating must be observed to maintain junction temperature below the maximum. For additional information on thermal measurement guidelines please refer to Application Brief AB106.
2. Residual periodic variations due to power conversion from alternating current (AC) to direct current (DC), also called "ripple", with frequencies $\geq 100\text{ Hz}$ and amplitude $\leq 150\text{ mA}$ are acceptable, assuming the average current throughout each cycle does not exceed the maximum allowable DC Forward Current at the corresponding maximum junction temperature.
3. Pulsed operation with a peak drive current equal to the stated Peak Pulsed Forward Current is acceptable if the pulse on-time is $\leq 5\text{ ms}$ per cycle and the duty cycle is $\leq 50\%$.
4. Transient reverse voltages and surge currents due to electrical switching or supply interruptions are acceptable if these events do not last for more than 10ms, the amplitude of the reverse voltage does not exceed 5V and the reverse current is less than 220uA.
5. Max 5V reverse for up to 10s is an acceptable beginning of life, one time test condition.

Characteristic Curves

Spectral Power Distribution Characteristics

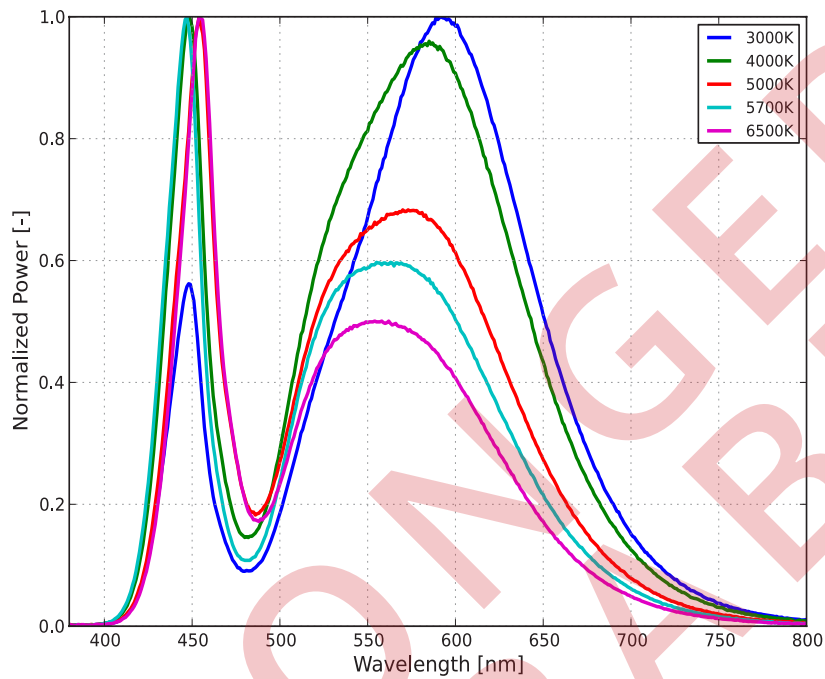


Figure 1a: Typical normalized power vs. wavelength for LXH7-FWxx at 700mA, $T_j=85^\circ\text{C}$.

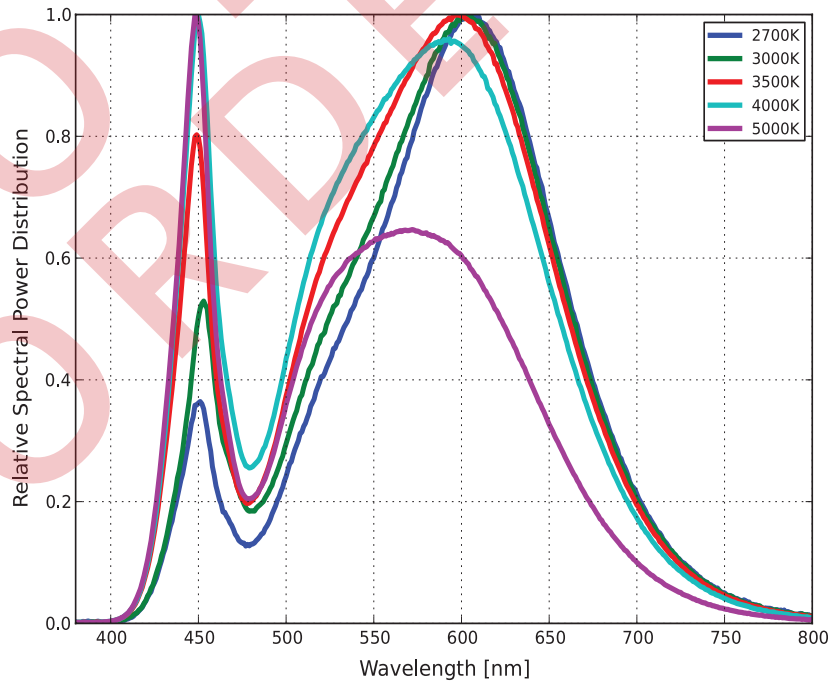


Figure 1b: Typical normalized power vs. wavelength for LXH8-FWxx at 700mA, $T_j=85^\circ\text{C}$.

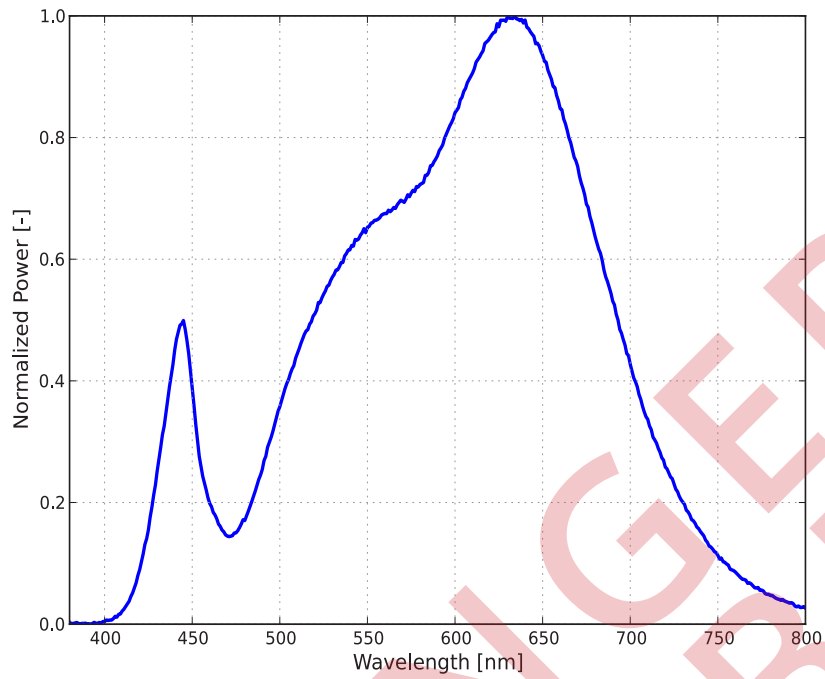


Figure 1c: Typical normalized power vs. wavelength for LXH7-FWxx at 700mA, T_j=85°C.

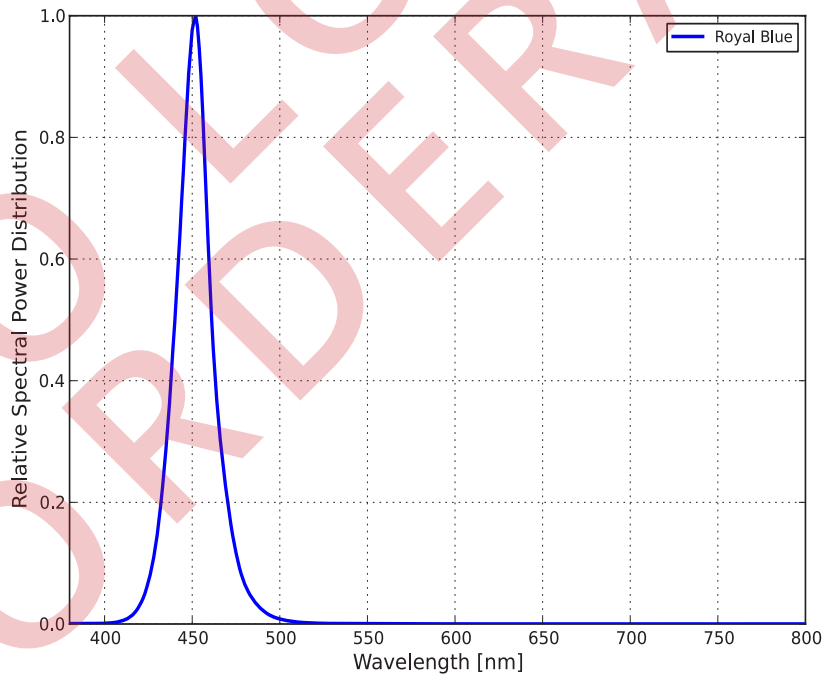


Figure 1d: Typical normalized power vs. wavelength for LXHx-FWRB at 700mA.

Light Output Characteristics

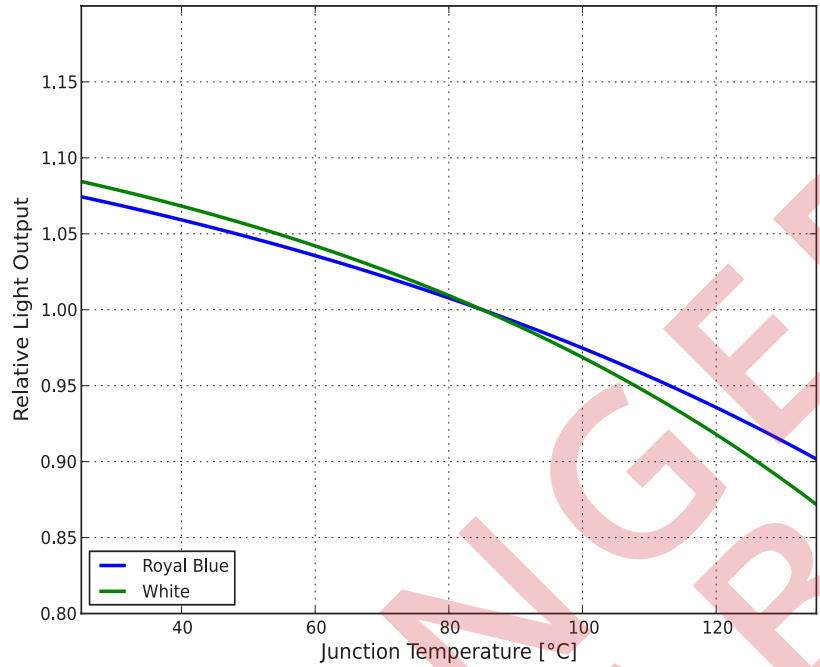


Figure 2a: Typical normalized light output vs. junction temperature for LXFx-FWxx at 700mA.

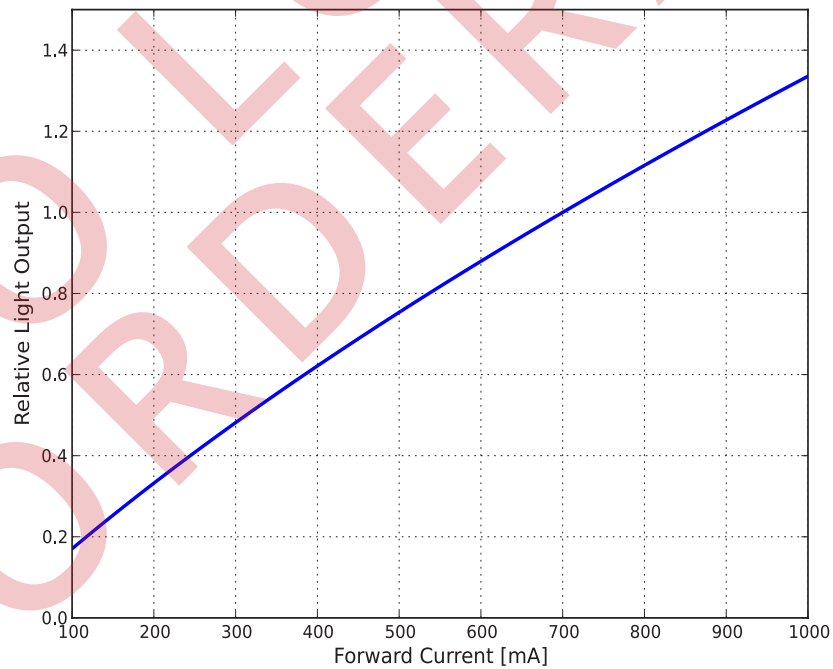


Figure 2b: Typical normalized light output vs. forward current for LXFx-FWxx at $T_j=85^\circ\text{C}$.

Forward Current Characteristics

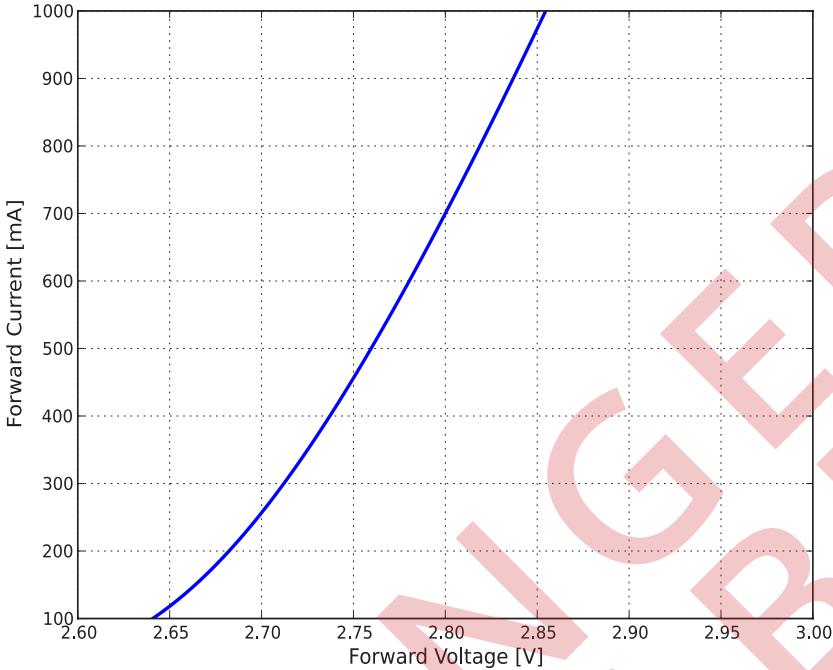


Figure 3a: Typical forward current vs. forward voltage for LXHx-FWxx at $T_j=85^{\circ}\text{C}$.

Radiation Pattern Characteristics

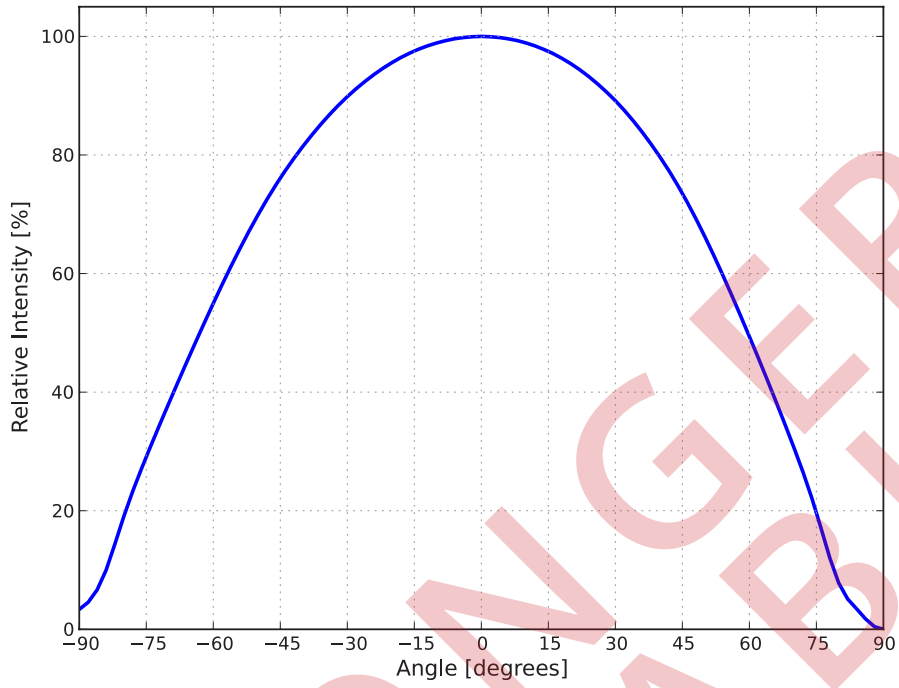


Figure 4a: Typical radiation pattern for LXHx-FWxx at 700mA, $T_j=85^\circ\text{C}$.

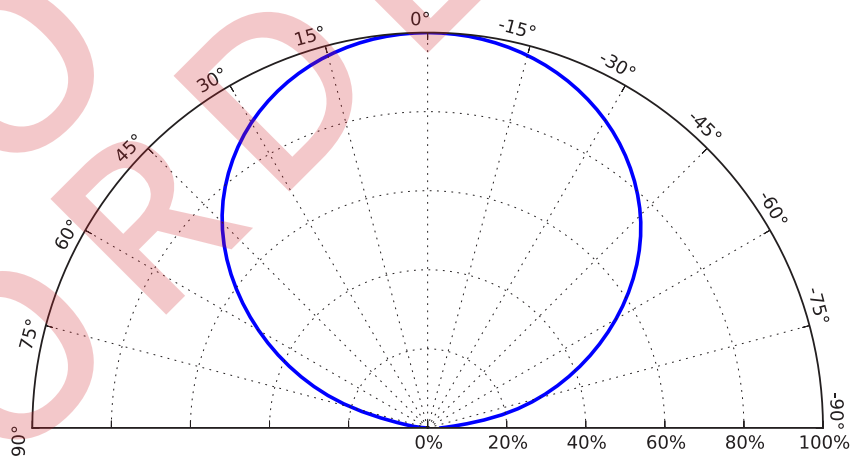


Figure 4b: Typical polar radiation pattern for LXHx-FWxx at 700mA, $T_j=85^\circ\text{C}$.

Product Bin and Labeling Definitions

Decoding Product Bin Labeling

In the manufacturing of semiconductor products, there are variations in performance around the average values given in the technical datasheet. For this reason, Lumileds bins LED components for luminous flux or radiometric power, color point, peak or dominant wavelength and forward voltage.

LUXEON T LEDs are labeled using a 4-digit alphanumeric CAT code following the format below:

A B C D

- A** – designates luminous flux or radiometric power bin (example: M=210 to 220 lumens, R=250 to 260 lumens)
- B** – designates correlated color temperature bin (0=Royal Blue, 1=6500K, 2=5700K, 3=5000K, 5=4000K, 6=3500K, 7=3000K, 8=2700K)
- C** – designates SDCM or peak wavelength bin (3=3-step MacAdam ellipse, 4=445 to 450nm, 5=450 to 455nm or 5-step MacAdam ellipse, 6=455 to 460nm, A, B, C or D=5-step specified bin)
- D** – designates forward voltage bin (example: P=2.50 to 2.75V, S=3.00 to 3.25V)

Therefore, a LUXEON T with a lumen range of 210 to 220, color bin of 7 designating 3000K parts, 3-step MacAdam ellipse 80CRI and a forward voltage range of 2.50 to 2.75V has the following CAT code:

M 7 3 P

Luminous Flux Bins

Table 5 lists the standard photometric luminous flux bins for LUXEON T emitters. Although several bins are outlined, product availability in a particular bin varies by production run and by product performance. Not all bins are available in all CCTs.

Table 5. Luminous flux bin definitions for LUXEON T.

| BIN | LUMINOUS FLUX (lm) | |
|-----|--------------------|---------|
| | MINIMUM | MAXIMUM |
| C | 120 | 130 |
| D | 130 | 140 |
| E | 140 | 150 |
| F | 150 | 160 |
| G | 160 | 170 |
| H | 170 | 180 |
| J | 180 | 190 |
| K | 190 | 200 |
| L | 200 | 210 |
| M | 210 | 220 |
| N | 220 | 230 |
| P | 230 | 240 |
| Q | 240 | 250 |
| R | 250 | 260 |
| S | 260 | 270 |
| T | 270 | 280 |
| U | 280 | 290 |
| V | 290 | 300 |

Notes for Table 5:

1. Lumileds maintains a tolerance of $\pm 6.5\%$ on luminous flux measurements.

Radiometric Power Bins

Table 6. Radiometric power bins for LUXEON T Royal Blue.

| BIN CODE | RADIOMETRIC POWER (mW) | |
|----------|------------------------|---------|
| | MINIMUM | MAXIMUM |
| A | 950 | 1000 |
| B | 1000 | 1050 |
| C | 1050 | 1100 |
| D | 1100 | 1150 |
| E | 1150 | 1200 |
| F | 1200 | 1250 |

Notes for Table 6:

1. Lumileds maintains a tolerance of $\pm 6.5\%$ on radiometric tolerance measurements.

Color Bin Definition

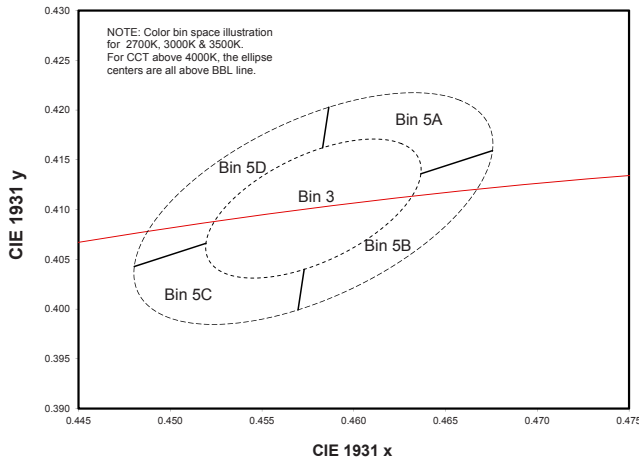


Figure 5: Color space definition for LUXEON T.

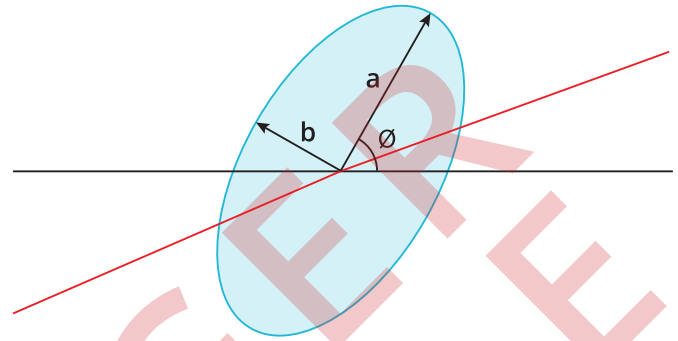


Figure 6: 3- and 5-step MacAdam ellipse illustration for Table 7.

Table 7. 3- and 5-step MacAdam ellipse color bin definitions for LUXEON T.

| NOMINAL CCT | COLOR SPACE | CENTER POINT (cx, cy) | MAJOR AXIS, a | MINOR AXIS, b | ELLIPSE ROTATION ANGLE, θ |
|-------------|-------------------------------|-----------------------|---------------|---------------|----------------------------------|
| 2700K | Single 3-step MacAdam ellipse | (0.4578, 0.4101) | 0.00810 | 0.00420 | 53.70° |
| 3000K | Single 3-step MacAdam ellipse | (0.4338, 0.4030) | 0.00834 | 0.00408 | 53.20° |
| 3500K | Single 3-step MacAdam ellipse | (0.4073, 0.3917) | 0.00927 | 0.00414 | 54.00° |
| 4000K | Single 3-step MacAdam ellipse | (0.3818, 0.3797) | 0.00939 | 0.00402 | 53.70° |
| 5000K | Single 3-step MacAdam ellipse | (0.3447, 0.3553) | 0.00822 | 0.00354 | 59.60° |
| 2700K | Single 5-step MacAdam ellipse | (0.4578, 0.4101) | 0.01350 | 0.00700 | 53.70° |
| 3000K | Single 5-step MacAdam ellipse | (0.4338, 0.4030) | 0.01390 | 0.00680 | 53.20° |
| 3500K | Single 5-step MacAdam ellipse | (0.4073, 0.3917) | 0.01545 | 0.00690 | 54.00° |
| 4000K | Single 5-step MacAdam ellipse | (0.3818, 0.3797) | 0.01565 | 0.00670 | 53.70° |
| 5000K | Single 5-step MacAdam ellipse | (0.3447, 0.3553) | 0.01370 | 0.00590 | 59.60° |
| 5700K | Single 5-step MacAdam ellipse | (0.3287, 0.3417) | 0.01243 | 0.00533 | 59.09° |
| 6500K | Single 5-step MacAdam ellipse | (0.3123, 0.3282) | 0.01115 | 0.00475 | 58.57° |

Notes for Table 7:

1. Lumileds maintains a tolerance of ± 0.005 on x and y color coordinates in the CIE 1932 color space.

Table 8. Correlated color temperature bin definitions for LUXEON T.

| BIN | CCT |
|-----|------------|
| 0 | Royal Blue |
| 1 | 6500K |
| 2 | 5700K |
| 3 | 5000K |
| 5 | 4000K |
| 6 | 3500K |
| 7 | 3000K |
| 8 | 2700K |

Table 9. MacAdam ellipse color bin definitions for LXHx-FWxx (white).

| BIN | SDCM or WAVELENGTH (nm) |
|-----|-------------------------|
| 3 | 3-step MacAdam ellipse |
| 5 | 5-step MacAdam ellipse |
| A | 5-step MacAdam ellipse |
| B | 5-step MacAdam ellipse |
| C | 5-step MacAdam ellipse |
| D | 5-step MacAdam ellipse |

Peak Wavelength Bins

Table 10. Peak wavelength bins for LXHx-FWRB at 700mA, $T_j=85^{\circ}\text{C}$.

| BIN | PEAK WAVELENGTH (nm) ⁽¹⁾ | |
|-----|-------------------------------------|---------|
| | MINIMUM | MAXIMUM |
| 4 | 445 | 450 |
| 5 | 450 | 455 |
| 6 | 455 | 460 |

Notes for Table 10:

1. Lumileds maintains a tolerance of $\pm 2\text{nm}$ on peak wavelength measurements.

Forward Voltage Bins

Table 11. Forward voltage bin definitions for LUXEON T.

| BIN | FORWARD VOLTAGE (V) ⁽¹⁾ | |
|-----|------------------------------------|---------|
| | MINIMUM | MAXIMUM |
| P | 2.50 | 2.75 |
| R | 2.75 | 3.00 |
| S | 3.00 | 3.25 |
| X | 2.65 | 2.85 |
| Y | 2.85 | 3.00 |

Notes for Table 11:

1. Lumileds maintains a tolerance of $\pm 0.06\text{V}$ on forward voltage measurements.

Mechanical Dimensions

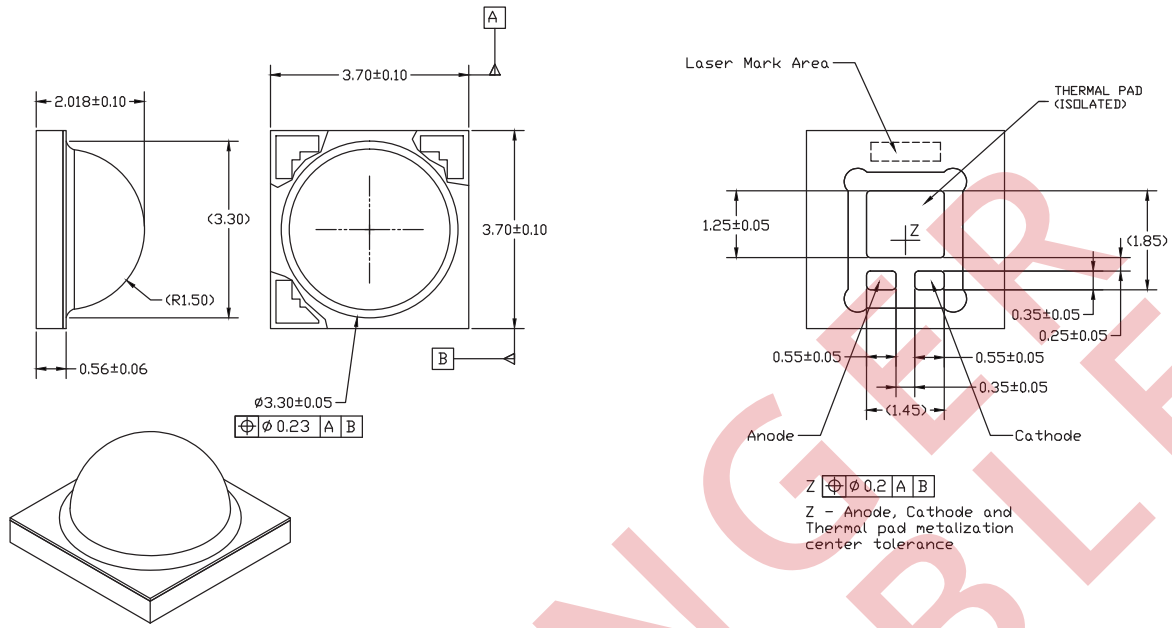


Figure 7: Mechanical dimensions for LUXEON T.

Notes for Figure 7:

1. Drawings are not to scale.
2. All dimensions are in millimeters.
3. Do not handle the device by the dome. Excessive force on the dome may damage the dome itself or the interior of the device.

Reflow Soldering Guidelines

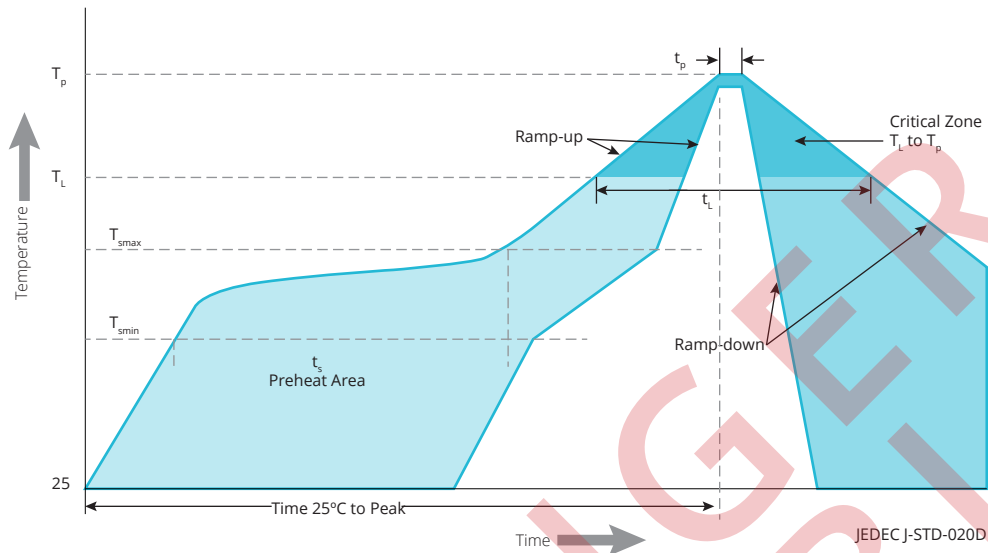


Figure 8: Visualization of the acceptable reflow temperature profile as specified in Table 12.

Table 12. Reflow profile characteristics for LUXEON T.

| PROFILE FEATURE | LEAD-FREE ASSEMBLY |
|--|----------------------|
| Preheat Minimum Temperature (T_{smin}) | 150°C |
| Preheat Maximum Temperature (T_{smax}) | 200°C |
| Preheat Time (t_{smin} to t_{smax}) | 60 to 120 seconds |
| Ramp-Up Rate (T_{smax} to T_p) | 3°C / second maximum |
| Liquidous Temperature (T_L) | 217°C |
| Time Maintained Above Temperature T_L (t_L) | 60 to 150 seconds |
| Peak / Classification Temperature (T_p) | 260°C |
| Time Within 5°C of Actual Peak Temperature (t_p) | 20 to 40 seconds |
| Ramp-Down Rate | 6°C / second maximum |
| Time 25°C to Peak Temperature | 8 minutes maximum |

JEDEC Moisture Sensitivity

Table 13. Moisture sensitivity levels for LUXEON T.

| LEVEL | FLOOR LIFE | | SOAK REQUIREMENTS STANDARD | |
|-------|------------|----------------|----------------------------|---------------|
| | TIME | CONDITIONS | TIME | CONDITIONS |
| 1 | Unlimited | ≤30°C / 85% RH | 168 Hours +5 / -0 | 85°C / 85% RH |

Solder Pad Design

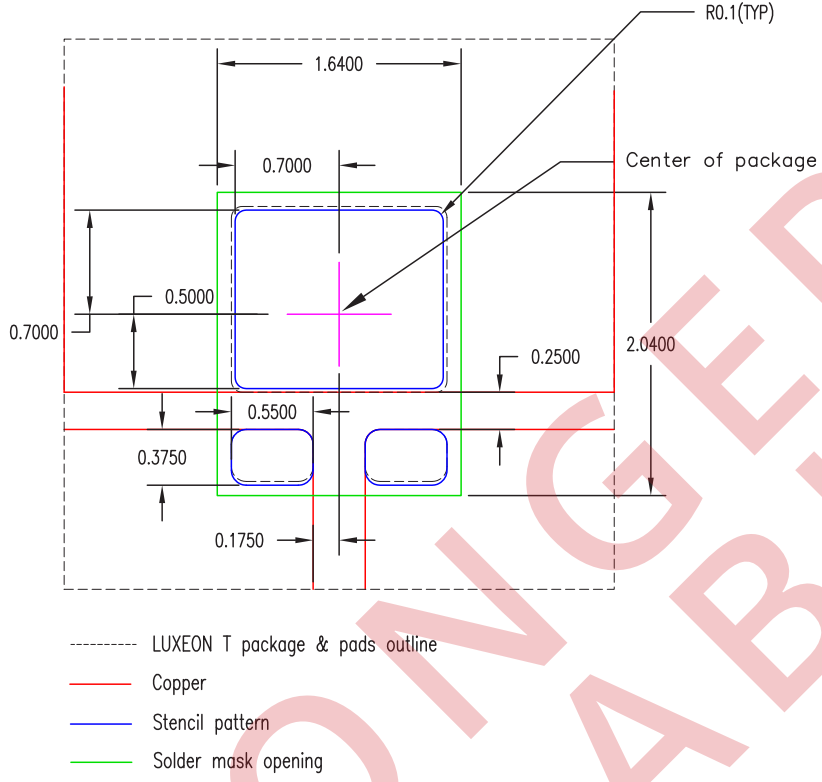


Figure 9: Recommended PCB solder pad layout for LUXEON T.

- Notes for Figure 9:
1. Drawings are not to scale.
 2. All dimensions are in millimeters.

Packaging Information

Pocket Tape Dimensions

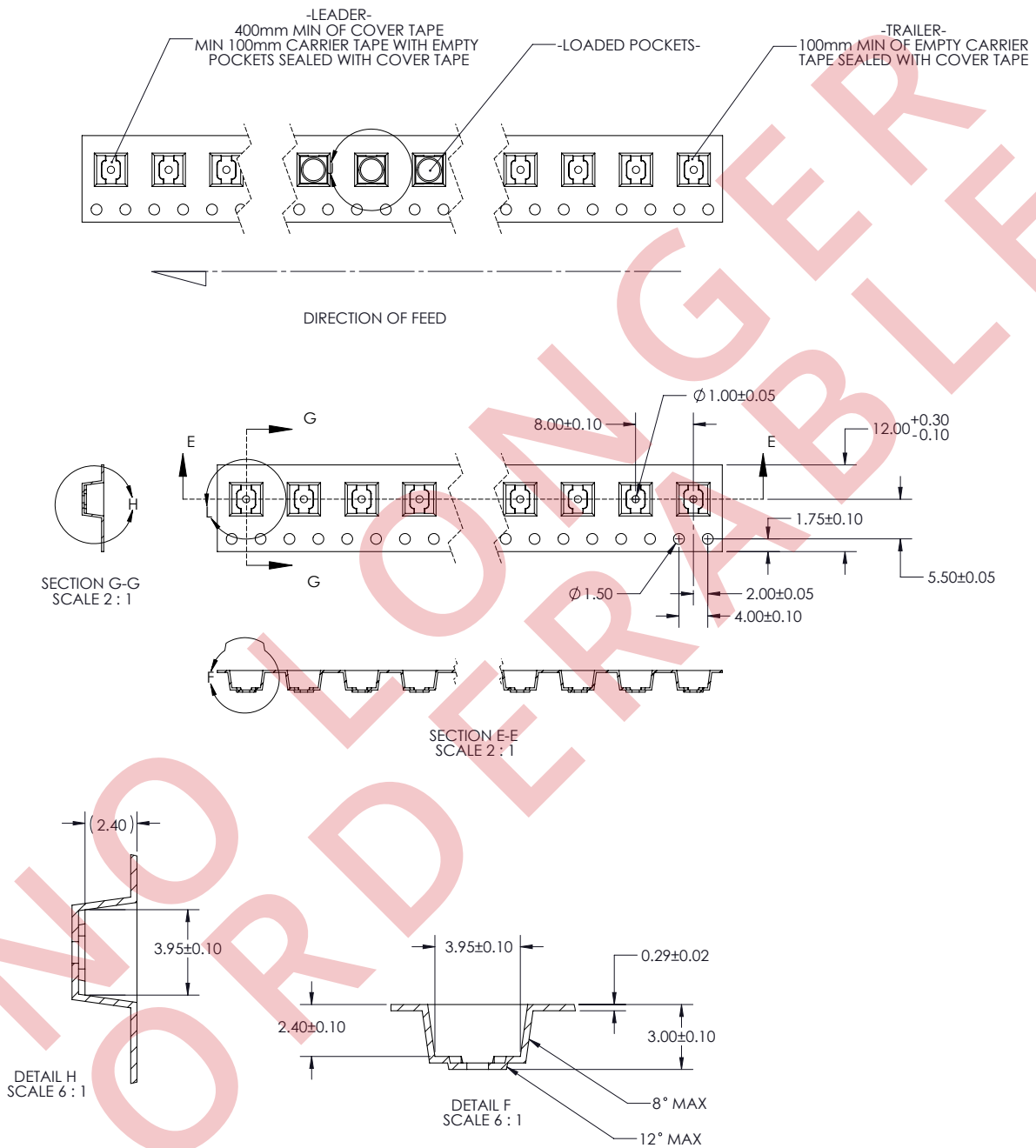


Figure 10: Packaging dimensions for LUXEON T.

Notes for Figure 10:

1. Drawings are not to scale.
2. All dimensions are in millimeters.

Reel Dimensions

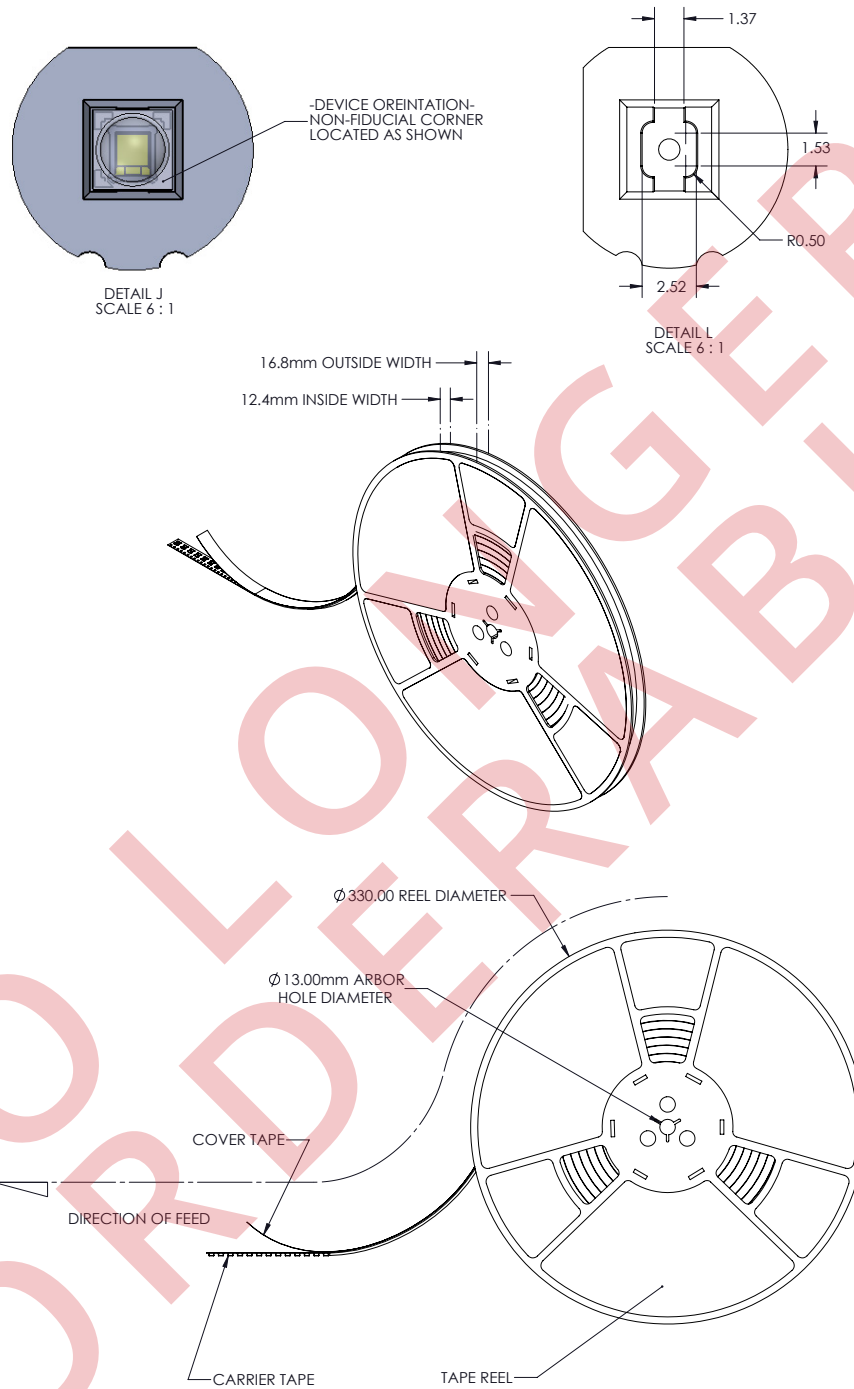


Figure 11: Reel dimensions for LUXEON T.

Notes for Figure 11:

1. Drawings are not to scale.
2. All dimensions are in millimeters.

About Lumileds

Companies developing automotive, mobile, IoT and illumination lighting applications need a partner who can collaborate with them to push the boundaries of light. With over 100 years of inventions and industry firsts, Lumileds is a global lighting solutions company that helps customers around the world deliver differentiated solutions to gain and maintain a competitive edge. As the inventor of Xenon technology, a pioneer in halogen lighting and the leader in high performance LEDs, Lumileds builds innovation, quality and reliability into its technology, products and every customer engagement. Together with its customers, Lumileds is making the world better, safer, more beautiful—with light.

To learn more about our lighting solutions, visit lumileds.com.

NO LONGER AVAILABLE



©2019 Lumileds Holding B.V. All rights reserved. LUXEON is a registered trademark of the Lumileds Holding B.V. in the United States and other countries.

lumileds.com

Neither Lumileds Holding B.V. nor its affiliates shall be liable for any kind of loss of data or any other damages, direct, indirect or consequential, resulting from the use of the provided information and data. Although Lumileds Holding B.V. and/or its affiliates have attempted to provide the most accurate information and data, the materials and services information and data are provided "as is," and neither Lumileds Holding B.V. nor its affiliates warrants or guarantees the contents and correctness of the provided information and data. Lumileds Holding B.V. and its affiliates reserve the right to make changes without notice. You as user agree to this disclaimer and user agreement with the download or use of the provided materials, information and data. A listing of Lumileds product/patent coverage may be accessed at lumileds.com/patents.

X-ON Electronics

Largest Supplier of Electrical and Electronic Components

Click to view similar products for [High Power LEDs - White category](#):

Click to view products by [Lumileds manufacturer](#):

Other Similar products are found below :

[LTW-K140SZR40](#) [B42180-08](#) [STW8Q2PA-R5-HA](#) [LTPL-P00DWS57](#) [LTW-K140SZR30](#) [LZP-D0WW00-0000](#) [SZ5-M1-WW-C8-V1/V3-FA](#) [LTW-K140SZR57](#) [LTW-K140SZR27](#) [BXRE-50C2001-C-74](#) [MP-5050-8100-27-80](#) [MP-5050-6100-65-80](#) [MP-5050-6100-40-80](#) [MP-5050-6100-30-80](#) [KW DPLS32.SB-6H6J-E5P7-EG-Z264](#) [L1V1-507003V500000](#) [KW DMLS33.SG-Z6M7-EBVFFCBB46-8E8G-700-S](#) [ASMT-MW05-NMNS1](#) [KW DPLS33.KD-HIJG-D30D144-HN-22C2-120-S](#) [KW DDLM31.EH-5J6K-A737-W4A4-140-R18](#) [GW](#) [JTLRS1.CM-K1LW-XX57-1-100-Q-R33](#) [KW DDLM31.EH-5J6K-A636-W4A4-140-R18](#) [KW DDLM31.EH-5J6K-A131-W4A4-140-R18](#) [SML-LXL8047MWCTR/3](#) [L2C5-40HG1203E0900](#) [JB3030AWT-P-U27EA0000-N0000001](#) [JK3030AWT-P-U30EA0000-N0000001](#) [JK3030AWT-P-B40EB0000-N0000001](#) [JK3030AWT-P-H30EB0000-N0000001](#) [JK3030AWT-P-H40EB0000-N0000001](#) [JK3030AWT-P-U27EB0000-N0000001](#) [JK3030AWT-P-U30EB0000-N0000001](#) [XPGBWT-HE-0000-00JE5](#) [GW JCLPS2.EM-H3H8-A131-1-65-2-R33](#) [GW](#) [PUSTA1.PM-PAPC-XX53-1-1050-R18](#) [BXRE-30E4000-C-83](#) [BXRE-50C6501-D-84](#) [BXRE-27E1000-B-83](#) [BXRE-30G0800-D-83](#) [BXRE-50C4001-B-84](#) [BXRH-40E4000-F-83](#) [BXRH-27G4000-F-83](#) [BXRE-27E4000-B-83](#) [BXRE-27E4000-C-83](#) [BXRE-27G30H0-D-82](#) [BXRE-27G4000-B-83](#) [BXRE-40E1000-B-83](#) [BXRE-40E6500-D-83](#) [BXRH-27E1000-B-83](#) [BXRH-27E4000-F-83](#)