


LUXEON M

Brightest, most uniform and highest efficacy multi-die emitter

LUXEON M is an illumination grade multi-die LED designed to enable outdoor and industrial applications targeting either high efficiency or low cost. With *Freedom from Binning* and leading performance, LUXEON M falls within a single 3- or 5-step MacAdam ellipse centered in ANSI to ensure color consistency from LED to LED, delivering high efficacy and high flux density from a uniform source with tight correlated color temperature control. The superior quality of light, volume of lumens, and real world efficacy enable leading performance and efficient solution development in a wide variety of lighting segments.



FEATURES AND BENEFITS

- Uniform image enables tight beam control in MR16 and spotlight applications
- High flux density from a 3mm² area enables reduced emitter count and compact fixture designs
- 11.2V and 5.6V package options puts high performance within reach with high efficiency and low cost drivers
- Leading thermal resistance allows flexible system design to optimize for lm/\$ and lm/W
- Exceeds ENERGY STAR® lumen maintenance requirements

PRIMARY APPLICATIONS

- Architectural
- High Bay & Low Bay
- Lamps
- Outdoor
- Specialty Lighting
- Spotlights

Table of Contents

| | |
|---|-----------|
| General Product Information | 2 |
| Product Test Conditions | 2 |
| Part Number Nomenclature | 2 |
| Lumen Maintenance | 2 |
| Environmental Compliance | 2 |
| Performance Characteristics | 3 |
| Product Selection Guide | 3 |
| Optical Characteristics | 4 |
| Electrical and Thermal Characteristics | 4 |
| Absolute Maximum Ratings | 4 |
| Operating Conditions | 5 |
| Characteristic Curves | 6 |
| Spectral Power Distribution Characteristics | 6 |
| Light Output Characteristics | 8 |
| Forward Current Characteristics | 10 |
| Radiation Pattern Characteristics | 11 |
| Product Bin and Labeling Definitions | 12 |
| Decoding Product Bin Labeling | 12 |
| Luminous Flux Bins | 13 |
| Radiometric Power Bins | 13 |
| Color Bin Definitions | 14 |
| Dominant Wavelength Bins | 14 |
| Forward Voltage Bins | 15 |
| Mechanical Dimensions | 15 |
| Reflow Soldering Guidelines | 16 |
| JEDEC Moisture Sensitivity | 16 |
| Solder Pad Design | 17 |
| Packaging Information | 18 |
| Pocket Tape Dimensions | 18 |
| Reel Dimensions | 19 |

General Product Information

Product Test Conditions

LUXEON M LEDs are tested and binned with a DC drive current of 700mA for LUXEON M 12V and 1400mA for LUXEON M 6V at a junction temperature, T_j , of 85°C.

Part Number Nomenclature

Part numbers for LUXEON M follow the convention below:

L X R **A - B C D D - E E E E**

Where:

- A** – designates minimum CRI (7=70, 8=80, 9=90, 0=Royal Blue)
- B** – designates voltage (S=12V, R=6V)
- C** – designates color (W=White, R=Royal Blue)
- D D** – designates CCT (27=2700K, 30=3000K, 35=3500K, 40=4000K, 50=5000K, 57=5700K, 65=6500K, 00=Royal Blue)
- E E E E** – designates minimum luminous flux (optional) (example: 1040=1,040 lumens, 0000=full distribution)

Therefore, the following part number is used for a white LUXEON M 12V, 3000K 80CRI, full distribution LED:

L X R **8 - S W 3 0 - 0 0 0 0**

Lumen Maintenance

Please contact your local Sales Representative or Lumileds Technical Solutions Manager for more information about the long-term performance of this product.

Environmental Compliance

Lumileds LLC is committed to providing environmentally friendly products to the solid-state lighting market. LUXEON M is compliant to the European Union directives on the restriction of hazardous substances in electronic equipment, namely the RoHS Directive 2011/65/EU and REACH Regulation (EC) 1907/2006. Lumileds LLC will not intentionally add the following restricted materials to its products: lead, mercury, cadmium, hexavalent chromium, polybrominated biphenyls (PBB) or polybrominated diphenyl ethers (PBDE).

Performance Characteristics

Product Selection Guide

Table 1a. Product performance for LUXEON M White at specified test current, $T_j=85^\circ\text{C}$.

| VOLTAGE | NOMINAL CCT [2] | MINIMUM CRI | LUMINOUS FLUX [1] (lm) | | TEST CURRENT (mA) | PART NUMBER | |
|---------|-----------------|-------------|------------------------|---------|-------------------|-------------|-----------|
| | | | MINIMUM | TYPICAL | | | |
| 12V | 3000K | 70 | 900 | 1000 | 700 | LXR7-SW30 | |
| | 4000K | 70 | 970 | 1076 | 700 | LXR7-SW40 | |
| | 5000K | 70 | 1040 | 1100 | 700 | LXR7-SW50 | |
| | 5700K | 70 | 1040 | 1110 | 700 | LXR7-SW57 | |
| | 6500K | 70 | 1040 | 1130 | 700 | LXR7-SW65 | |
| | 2700K | 80 | 730 | 800 | 700 | LXR8-SW27 | |
| | 3000K | 80 | 780 | 850 | 700 | LXR8-SW30 | |
| | 3500K | 80 | 780 | 870 | 700 | LXR8-SW35 | |
| | 4000K | 80 | 840 | 905 | 700 | LXR8-SW40 | |
| | 5000K | 80 | 840 | 920 | 700 | LXR8-SW50 | |
| | 2700K | 90 | 600 | 660 | 700 | LXR9-SW27 | |
| | 3000K | 90 | 640 | 736 | 700 | LXR9-SW30 | |
| | 5700K | 90 | 800 | 880 | 700 | LXR9-SW57 | |
| | 6V | 3000K | 70 | 900 | 1000 | 1400 | LXR7-RW30 |
| | | 4000K | 70 | 970 | 1076 | 1400 | LXR7-RW40 |
| 5000K | | 70 | 1040 | 1100 | 1400 | LXR7-RW50 | |
| 5700K | | 70 | 1040 | 1110 | 1400 | LXR7-RW57 | |
| 6500K | | 70 | 1040 | 1130 | 1400 | LXR7-RW65 | |
| 2700K | | 80 | 730 | 800 | 1400 | LXR8-RW27 | |
| 3000K | | 80 | 780 | 850 | 1400 | LXR8-RW30 | |
| 3500K | | 80 | 780 | 870 | 1400 | LXR8-RW35 | |
| 4000K | | 80 | 840 | 920 | 1400 | LXR8-RW40 | |
| 5000K | | 80 | 840 | 920 | 1400 | LXR8-RW50 | |
| 2700K | | 90 | 600 | 660 | 1400 | LXR9-RW27 | |
| 3000K | | 90 | 640 | 736 | 1400 | LXR9-RW30 | |
| 5700K | | 90 | 800 | 880 | 1400 | LXR9-RW57 | |

Notes for Table 1a:

- Lumileds maintains a tolerance of ± 2 on CRI and $\pm 6.5\%$ on luminous flux measurements.
- Typical CRI is approximately 2 points higher than the minimum CRI specified, but this is not guaranteed.

Table 1b. Product performance for LUXEON M Royal Blue at specified test current, $T_j=85^\circ\text{C}$.

| VOLTAGE | DOMINANT WAVELENGTH (nm) | | RADIOMETRIC POWER (mW) | | TEST CURRENT (mA) | PART NUMBER |
|---------|--------------------------|---------|------------------------|---------|-------------------|-------------|
| | MINIMUM | MAXIMUM | MINIMUM | TYPICAL | | |
| 12V | 445 | 460 | 4200 | 4500 | 700 | LXR0-SR00 |
| 6V | 445 | 460 | 4200 | 4500 | 1400 | LXR0-RR00 |

Notes for Table 1b:

- Lumileds maintains a tolerance of $\pm 6.5\%$ on radiometric power measurements.

Optical Characteristics

Table 2. Optical characteristics for LUXEON M at specified test current, $T_j=85^\circ\text{C}$.

| PART NUMBER | TYPICAL TOTAL INCLUDED ANGLE ^[1] | TYPICAL VIEWING ANGLE ^[2] |
|-------------|---|--------------------------------------|
| LXRx-xxxx | 140° | 120° |

Notes for Table 2:

- Total angle at which 90% of total luminous flux is captured.
- Viewing angle is the off axis angle from the LED centerline where the luminous intensity is ½ of the peak value.

Electrical and Thermal Characteristics

Table 3. Electrical and thermal characteristics for LUXEON M at specified test current, $T_j=85^\circ\text{C}$.

| PART NUMBER | FORWARD VOLTAGE (V_f) ^[1] | | | TYPICAL TEMPERATURE COEFFICIENT OF FORWARD VOLTAGE (mV/°C) ^[2] | TYPICAL THERMAL RESISTANCE — JUNCTION TO SOLDER PAD (°C/W) |
|-------------|--|---------|---------|---|--|
| | MINIMUM | TYPICAL | MAXIMUM | | |
| LXRx-Sxxx | 10.50 | 11.20 | 11.70 | -5.50 | 1.25 |
| LXRx-Rxxx | 5.25 | 5.60 | 6.00 | -2.75 | 1.25 |

Notes for Table 3:

- Lumileds maintains a tolerance of $\pm 0.06\text{V}$ on forward voltage measurements.
- Measured between 25°C and 135°C .

Absolute Maximum Ratings

Table 4. Absolute maximum ratings for LUXEON M.

| PARAMETER | MAXIMUM PERFORMANCE |
|---|--|
| DC Forward Current at $T_j=110^\circ\text{C}$ ^{[1][2]} | 1200mA for LXRx-SWxx 2400mA for LXRx-RWxx |
| DC Forward Current at $T_j=135^\circ\text{C}$ ^{[1][2]} | 1050mA for LXRx-Sxxx 2100mA for LXRx-Rxxx |
| Peak Pulsed Forward Current ^[3] | 1375mA for LXRx-SWxx 2750mA for LXRx-RWxx 1200mA for LXR0-SR00 2400mA for LXR0-RR00 |
| LED Junction Temperature (DC & Pulse) | -40°C to 135°C |
| ESD Sensitivity (ANSI/ESDA/JEDEC JS-001-2012) | Class 3B |
| Operating Case Temperature ^[1] | 120°C |
| Storage Temperature | -40°C to 120°C |
| Soldering Temperature | JEDEC 020c 260°C |
| Allowable Reflow Cycles | 3 |
| Reverse Voltage (V_{reverse}) | LUXEON LEDs are not designed to be driven in reverse bias |

Notes for Table 4:

- See Figure 1 for more details on the maximum permissible operating conditions for LUXEON M White.
- Residual periodic variations due to power conversion from alternating current (AC) to direct current (DC), also called "ripple", are acceptable if the following conditions are met:
 - The frequency of the ripple current is 100Hz or higher
 - The average current for each cycle does not exceed the maximum allowable DC forward current at this junction temperature
 - The maximum amplitude of the ripple does not exceed 15% of the maximum allowable DC forward current at this junction temperature
- At 10% duty cycle with pulse width of 10ms.

Operating Conditions

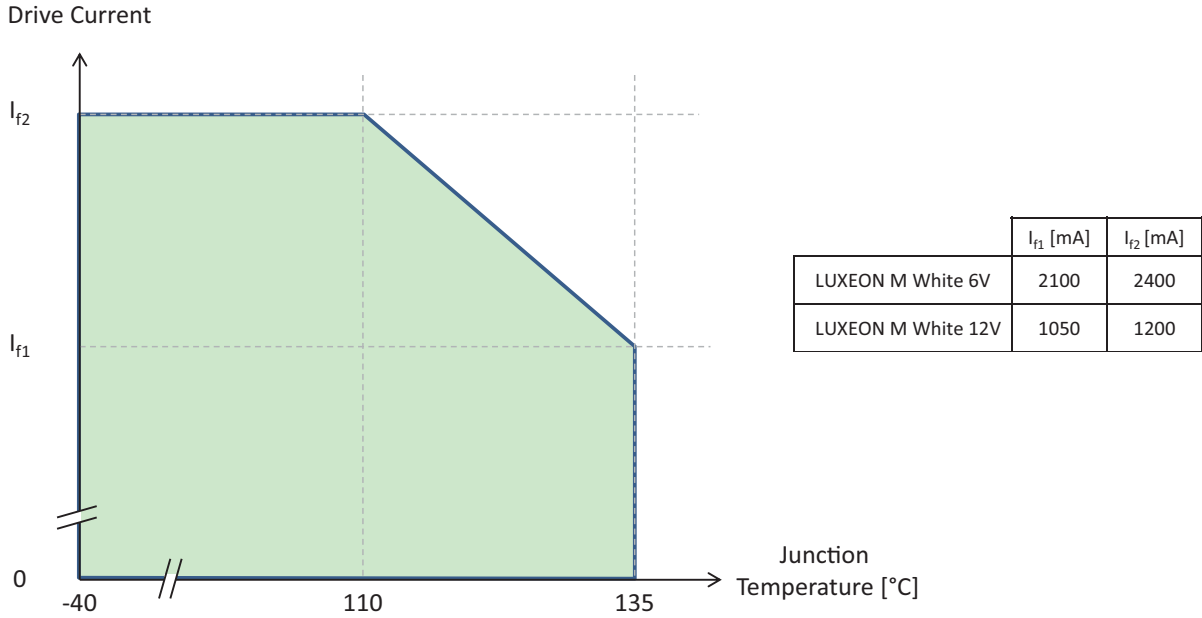


Figure 1. Maximum permissible operating conditions for LUXEON M White.

Notes for Figure 1:
 1. The green shaded area in this graph reflects the maximum permissible operating conditions for LUXEON M White.

Characteristic Curves

Spectral Power Distribution Characteristics

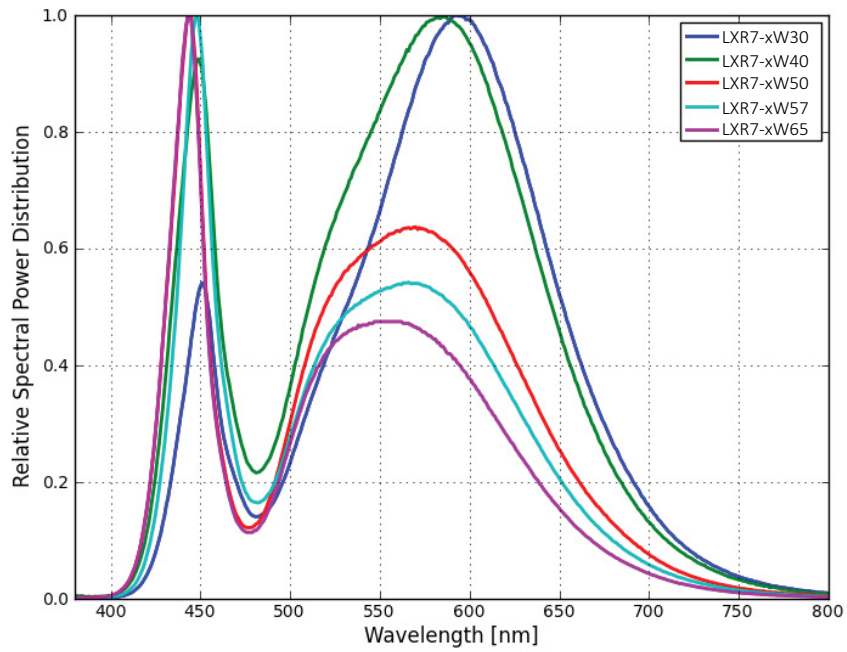


Figure 2a. Typical normalized power vs. wavelength for LXR7-xWxx at test current, $T_j=85^\circ\text{C}$.

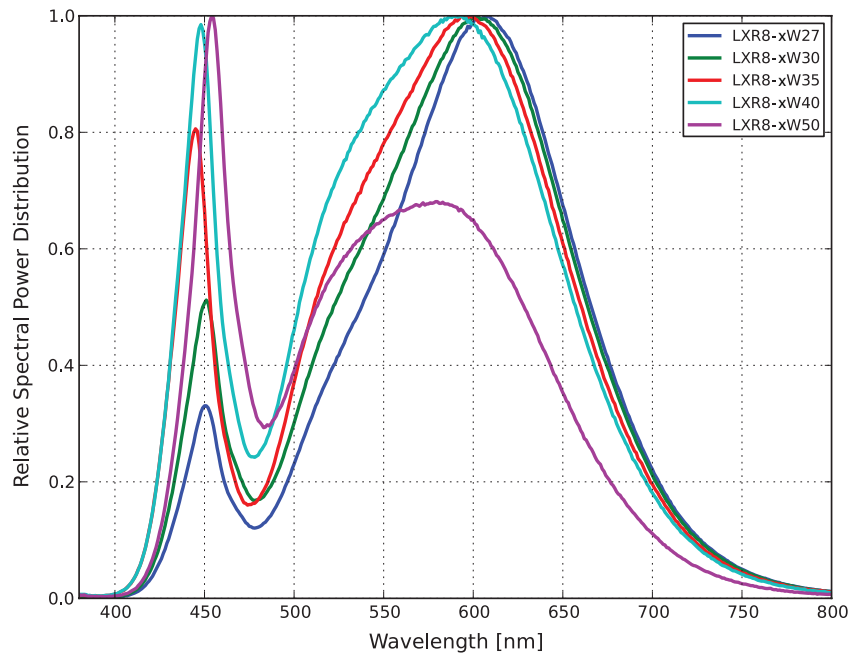


Figure 2b. Typical normalized power vs. wavelength for LXR8-xWxx at test current, $T_j=85^\circ\text{C}$.

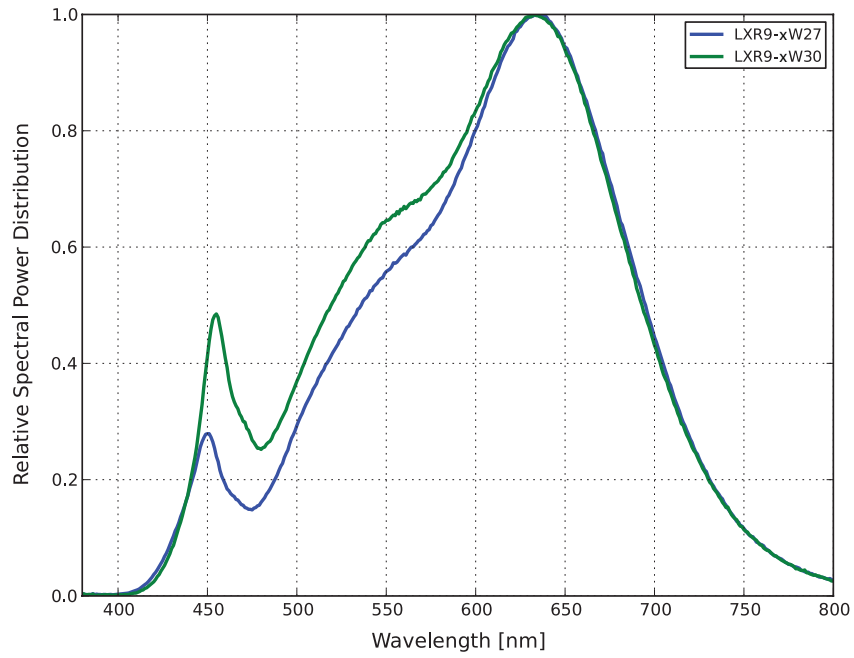


Figure 2c. Typical normalized power vs. wavelength for LXR9-xWxx at test current, $T_j=85^\circ\text{C}$.

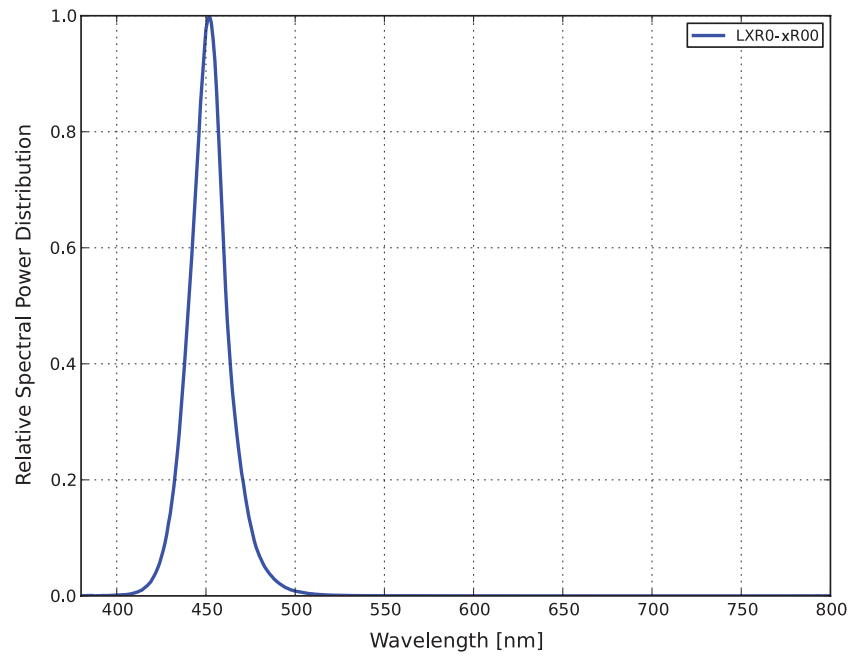


Figure 2d. Typical normalized power vs. wavelength for LXR0-xR00 at test current, $T_j=85^\circ\text{C}$.

Light Output Characteristics

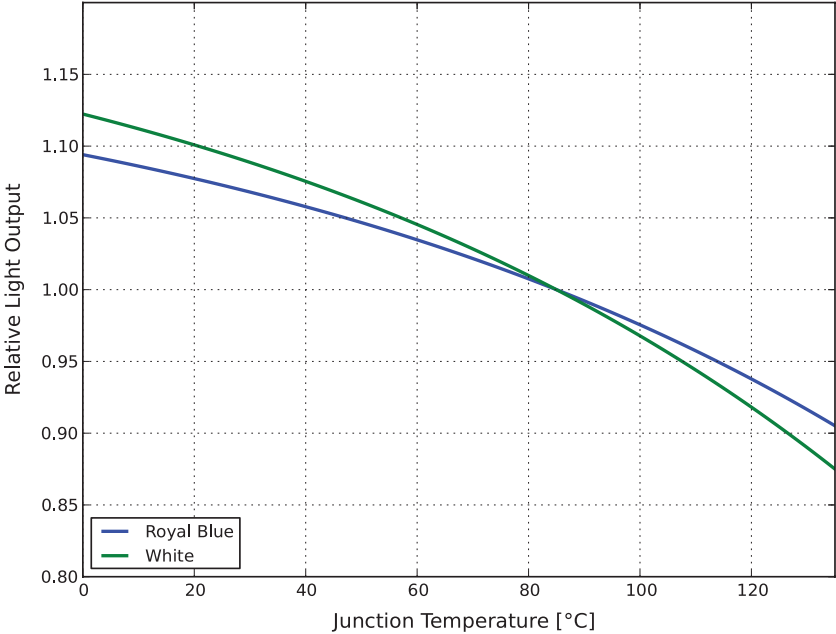


Figure 3. Typical normalized light output vs. junction temperature for LXRx-xxxx at test current, $T_j=85^\circ\text{C}$.

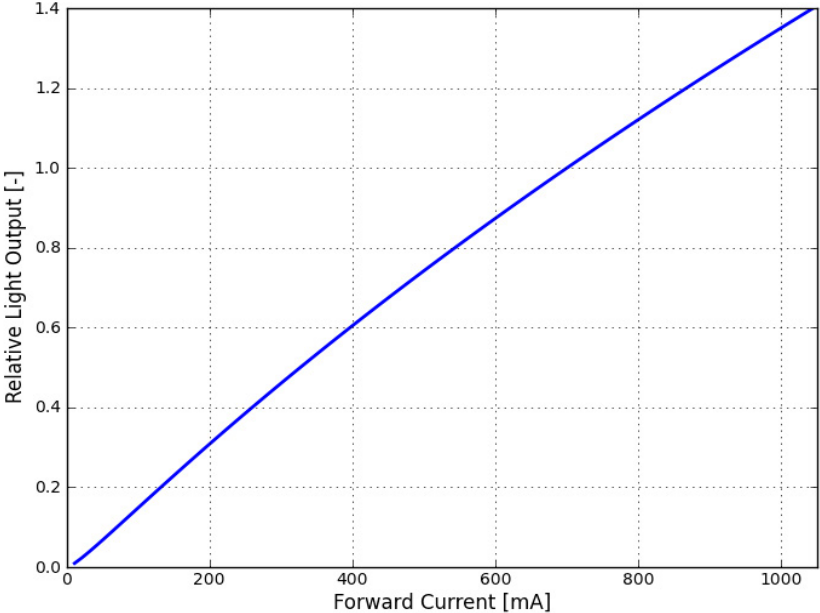


Figure 4a. Typical normalized light output vs. forward current for LXRx-Sxxx at test current, $T_j=85^\circ\text{C}$.

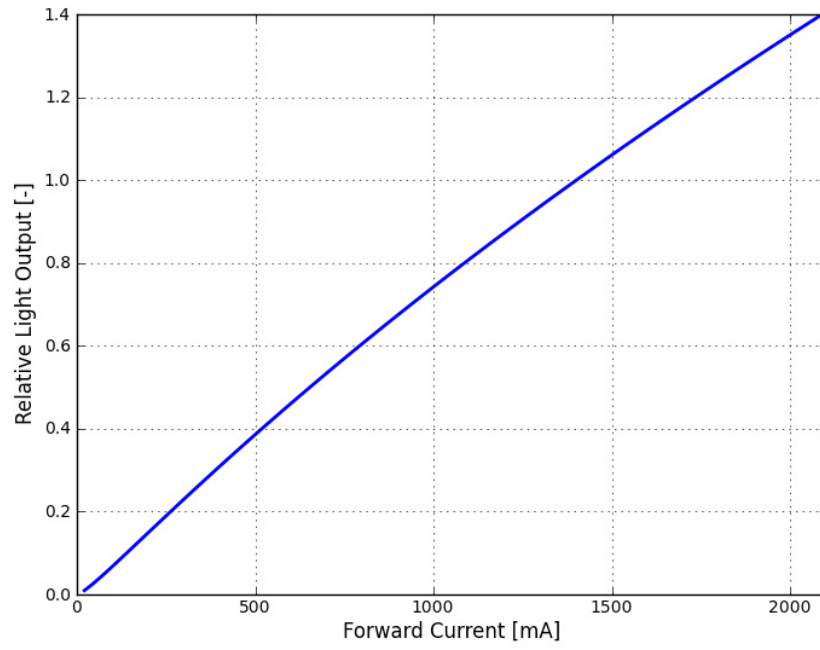


Figure 4b. Typical normalized light output vs. forward current for LXR-Rxxx at test current, $T_j=85^{\circ}\text{C}$.

Forward Current Characteristics

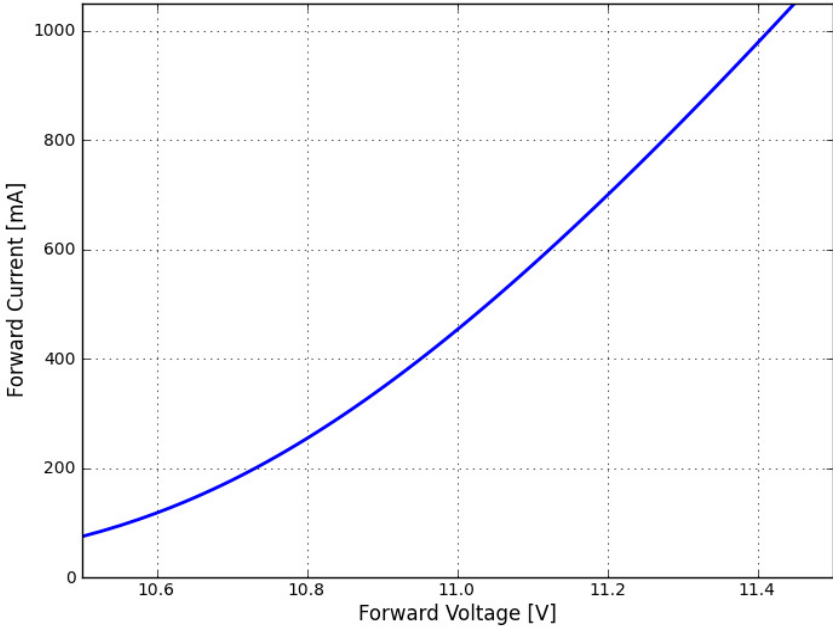


Figure 5a. Typical forward current vs. forward voltage for LXRx-Sxxx at $T_j=85^\circ\text{C}$.

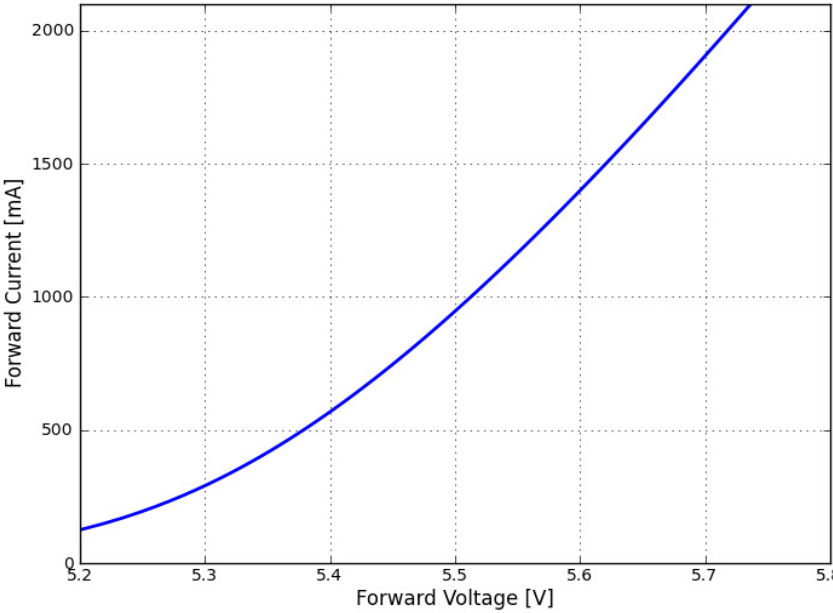


Figure 5b. Typical forward current vs. forward voltage for LXRx-Rxxx at $T_j=85^\circ\text{C}$.

Radiation Pattern Characteristics

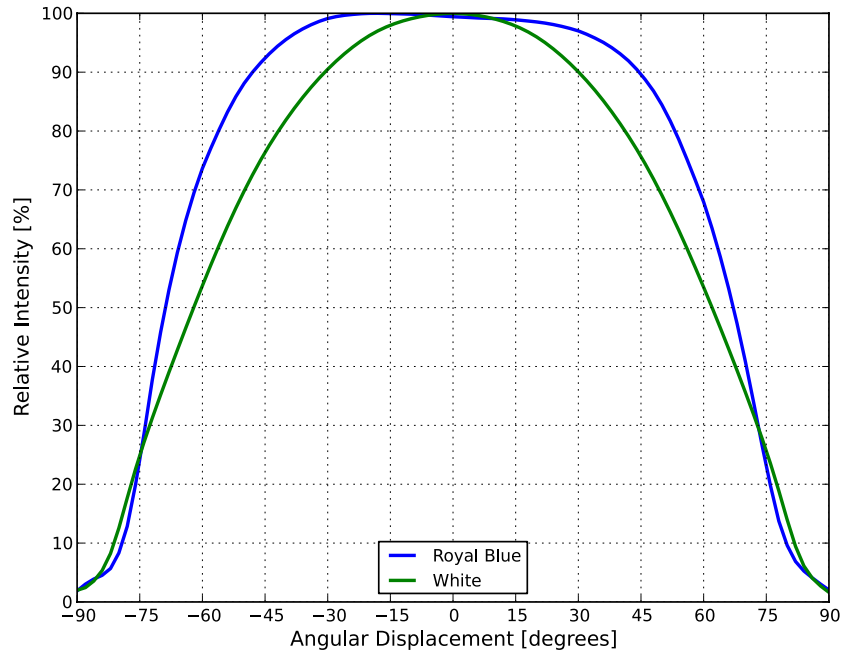


Figure 6. Typical radiation pattern for LXRx-xxxx at test current, $T_j=85^{\circ}\text{C}$.

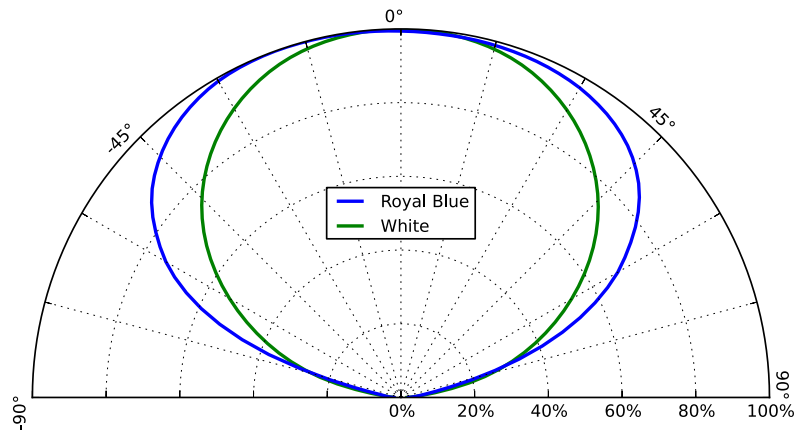


Figure 7. Typical polar radiation pattern for LXRx-xxxx at test current, $T_j=85^{\circ}\text{C}$.

Product Bin and Labeling Definitions

Decoding Product Bin Labeling

In the manufacturing of semiconductor products, there are variations in performance around the average values given in the technical datasheet. For this reason, Lumileds bins LED components for luminous flux or radiometric power, color point, peak or dominant wavelength and forward voltage.

Reels with LUXEON M White LEDs are labeled using a 4-digit alphanumeric CAT code following the format below:

A B C D

Where:

- A** – designates luminous flux bin (example: M=630 to 680 lumens, T=970 to 1040 lumens)
- B** – designates color bin (example: 1=6500K, 2=5700K, 3=5000K, 5=4000K, 6=3500K, 7=3000K, 8=2700K)
- C** – designates color space (example: 5=5-step MacAdam Ellipse, 3=3-step MacAdam Ellipse)
- D** – designates forward voltage bin (example: F=10.50 to 11.00V, G=11.00 to 11.50V, H=11.50 to 11.70V for 12V parts)

Therefore, a white LUXEON M LED with a lumen range of 630 to 680 lumens, 3000K color bin, 5-step MacAdam ellipse and a forward voltage range of 10.50V to 11.00V for 12 volt parts has the following CAT code:

M 7 5 F

Reels of LUXEON M Royal Blue LEDs are labeled using a 3-digit alphanumeric CAT code following the format below:

A B C

Where:

- A** – designates radiometric power bin (example: B=4200 to 4400mW, D=4600 to 4800mW)
- B** – designates dominant wavelength bin (example: 5=450 to 455nm, 6=455 to 460nm)
- C** – designates forward voltage bin (example: F=10.50 to 11.00V, G=11.00 to 11.50V, H=11.50 to 11.70V for 12V parts)

Therefore, a Royal Blue LUXEON M LED with a radiometric power range of 4200 to 4400mW, dominant wavelength of 450 to 455nm and a forward voltage range of 11.50 to 11.70V for 12 volt parts has the following CAT code:

B 5 H

Luminous Flux Bins

Table 5 lists the standard photometric luminous flux bins for LUXEON M emitters. Although several bins are outlined, product availability in a particular bin varies by production run and by product performance. Not all bins are available in all CCTs.

Table 5. Luminous flux bin definitions for LUXEON M White.

| BIN | LUMINOUS FLUX (lm) | |
|-----|--------------------|---------|
| | MINIMUM | MAXIMUM |
| J | 510 | 550 |
| K | 550 | 590 |
| L | 590 | 630 |
| M | 630 | 680 |
| N | 680 | 730 |
| P | 730 | 780 |
| Q | 780 | 840 |
| R | 840 | 900 |
| S | 900 | 970 |
| T | 970 | 1040 |
| U | 1040 | 1120 |
| V | 1120 | 1200 |
| W | 1200 | 1290 |

Notes for Table 5:

1. Lumileds maintains a tolerance of $\pm 6.5\%$ on luminous flux measurements.

Radiometric Power Bins

Table 6. Radiometric power bin definitions for LUXEON M Royal Blue.

| BIN | RADIOMETRIC POWER (mW) | |
|-----|------------------------|---------|
| | MINIMUM | MAXIMUM |
| A | 4000 | 4200 |
| B | 4200 | 4400 |
| C | 4400 | 4600 |
| D | 4600 | 4800 |
| E | 4800 | 5000 |

Notes for Table 6:

1. Lumileds maintains a tolerance of $\pm 6.5\%$ on radiometric power measurements.

Color Bin Definitions

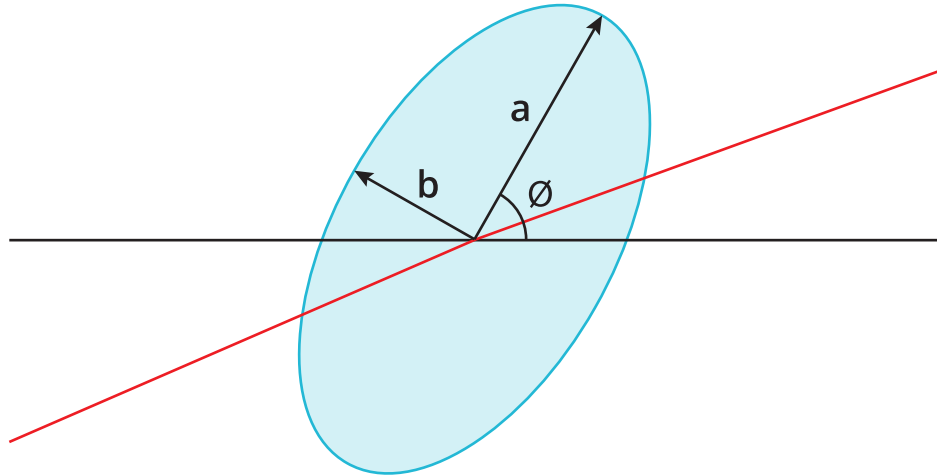


Figure 8. 3- and 5-step MacAdam ellipse illustration for Table 7.

Table 7. 3- and 5-step MacAdam ellipse color bin definitions for LUXEON M.

| NOMINAL CCT | COLOR SPACE | CENTER POINT (cx, cy) | MAJOR AXIS, a | MINOR AXIS, b | ELLIPSE ROTATION ANGLE, θ |
|-------------|-------------------------------|-----------------------|---------------|---------------|----------------------------------|
| 2700K | Single 3-step MacAdam ellipse | 0.4578, 0.4101 | 0.00810 | 0.00420 | 53.70 |
| 3000K | Single 3-step MacAdam ellipse | 0.4338, 0.4030 | 0.00834 | 0.00408 | 53.22 |
| 3500K | Single 3-step MacAdam ellipse | 0.4073, 0.3917 | 0.00927 | 0.00414 | 54.00 |
| 4000K | Single 3-step MacAdam ellipse | 0.3818, 0.3797 | 0.00939 | 0.00402 | 53.72 |
| 5000K | Single 3-step MacAdam ellipse | 0.3447, 0.3553 | 0.00822 | 0.00354 | 59.62 |
| 3000K | Single 5-step MacAdam ellipse | 0.4338, 0.4030 | 0.01390 | 0.00680 | 53.22 |
| 4000K | Single 5-step MacAdam ellipse | 0.3818, 0.3797 | 0.01565 | 0.00670 | 53.72 |
| 5000K | Single 5-step MacAdam ellipse | 0.3447, 0.3553 | 0.01370 | 0.00590 | 59.62 |
| 5700K | Single 5-step MacAdam ellipse | 0.3287, 0.3417 | 0.01243 | 0.00533 | 59.09 |
| 6500K | Single 5-step MacAdam ellipse | 0.3123, 0.3282 | 0.01115 | 0.00475 | 58.57 |

Notes for Table 7:

1. Lumileds maintains a tolerance of ± 0.005 on x and y coordinates in the CIE 1931 color space.

Dominant Wavelength Bins

Table 8. Dominant wavelength bins for LUXEON M Royal Blue.

| BIN | DOMINANT WAVELENGTH (nm) ⁽¹⁾ | |
|-----|---|---------|
| | MINIMUM | MAXIMUM |
| 4 | 445 | 450 |
| 5 | 450 | 455 |
| 6 | 455 | 460 |

Notes for Table 8:

1. Lumileds maintains a tolerance of ± 0.5 nm on dominant wavelength measurements.

Forward Voltage Bins

Table 9. Forward voltage bin definitions for LUXEON M.

| PART NUMBER | BIN | FORWARD VOLTAGE (V) ⁽¹⁾ | |
|---|-----|------------------------------------|---------|
| | | MINIMUM | MAXIMUM |
| LXR _x -SW _{xx} and LXR0-SR00 | F | 10.50 | 11.00 |
| | G | 11.00 | 11.50 |
| | H | 11.50 | 11.70 |
| LXR _x -RW _{xx} and LXR0-RR00 | F | 5.25 | 5.50 |
| | G | 5.50 | 5.75 |
| | H | 5.75 | 6.00 |

Notes for Table 9:

1. Lumileds maintains a tolerance of ±0.06V on forward voltage measurements.

Mechanical Dimensions

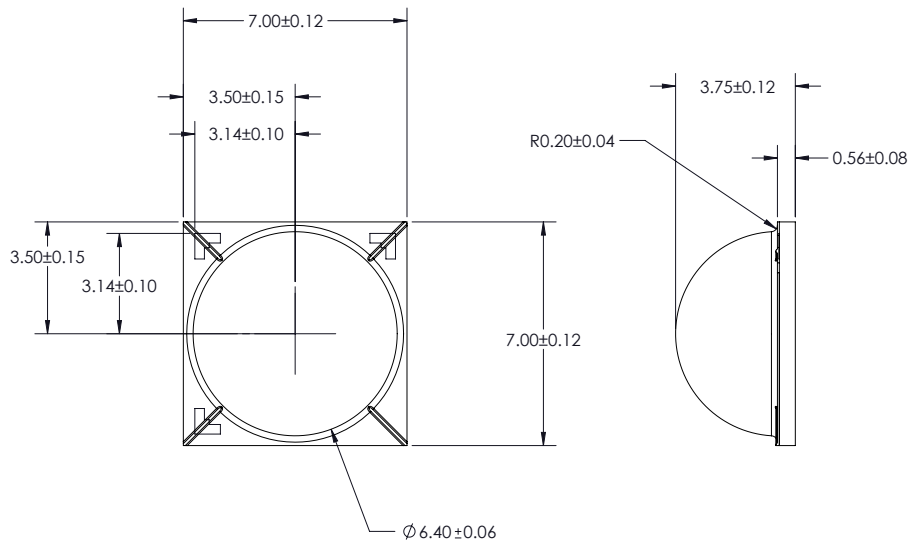


Figure 9. Mechanical dimensions for LUXEON M.

Notes for Figure 9:

1. Drawings are not to scale.
2. All dimensions are in millimeters.

Reflow Soldering Guidelines

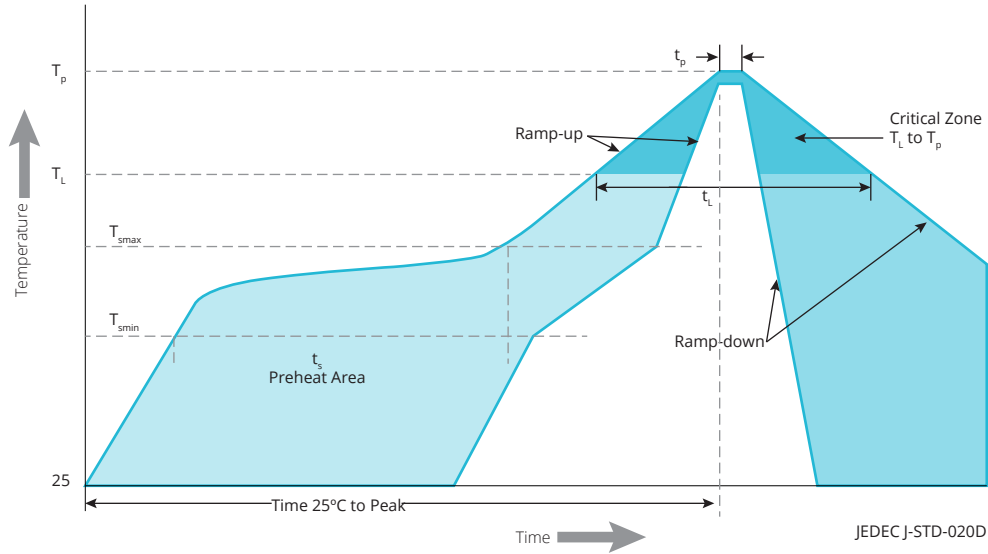


Figure 10. Visualization of the acceptable reflow temperature profile as specified in Table 10.

Table 10. Reflow profile characteristics for LUXEON M.

| PROFILE FEATURE | LEAD-FREE ASSEMBLY |
|---|----------------------|
| Preheat Minimum Temperature (T_{smin}) | 150°C |
| Preheat Maximum Temperature (T_{smax}) | 200°C |
| Preheat Time (t_{smin} to t_{smax}) | 60 to 120 seconds |
| Ramp-Up Rate (T_{smax} to T_p) | 3°C / second maximum |
| Liquidus Temperature (T_L) | 217°C |
| Time Maintained Above Temperature T_L (t_t) | 60 to 150 seconds |
| Peak / Classification Temperature (T_p) | 260°C |
| Time Within 5°C of Actual Temperature (t_p) | 20 to 40 seconds |
| Ramp-Down Rate | 6°C / second maximum |
| Time 25°C to Peak Temperature | 8 minutes maximum |

Notes for Table 10:

1. All temperatures refer to the application Printed Circuit Board (PCB), measured on the surface adjacent to the package body.

JEDEC Moisture Sensitivity

Table 11. Moisture sensitivity levels for LUXEON M.

| LEVEL | FLOOR LIFE | | SOAK REQUIREMENTS STANDARD | |
|-------|------------|----------------|----------------------------|---------------|
| | TIME | CONDITIONS | TIME | CONDITIONS |
| 1 | Unlimited | ≤30°C / 85% RH | 168 Hours +5 / -0 | 85°C / 85% RH |

Solder Pad Design

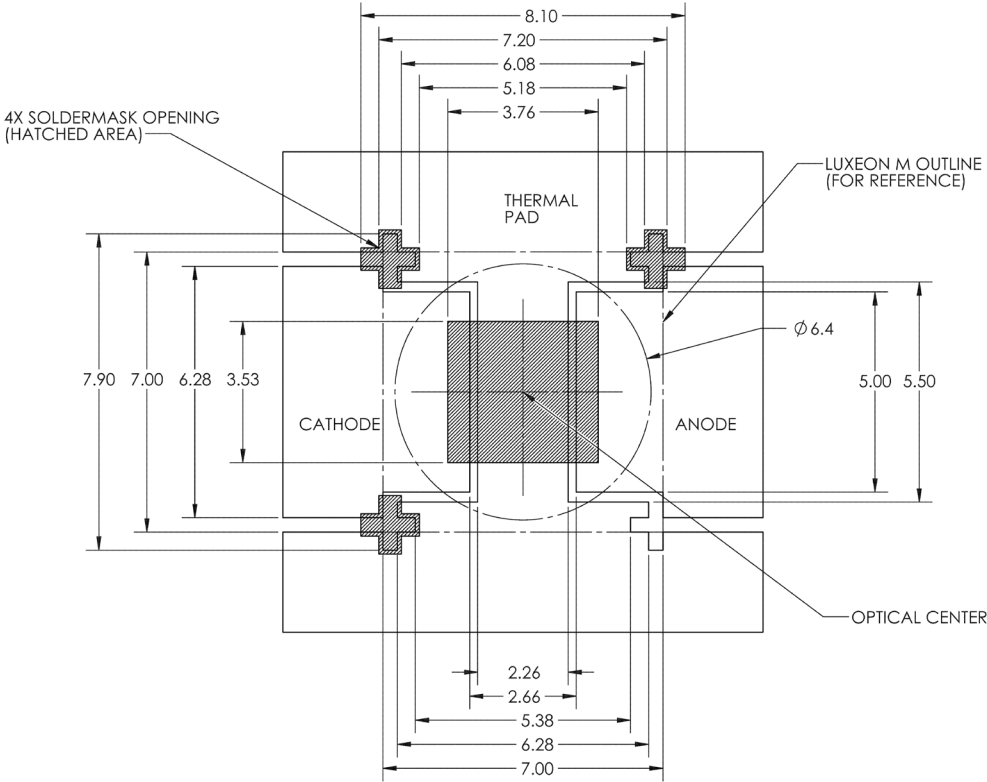


Figure 11. Recommended PCB solder pad layout for LUXEON M.

- Notes for Figure 11:
1. Drawings are not to scale.
 2. All dimensions are in millimeters.

Packaging Information

Pocket Tape Dimensions

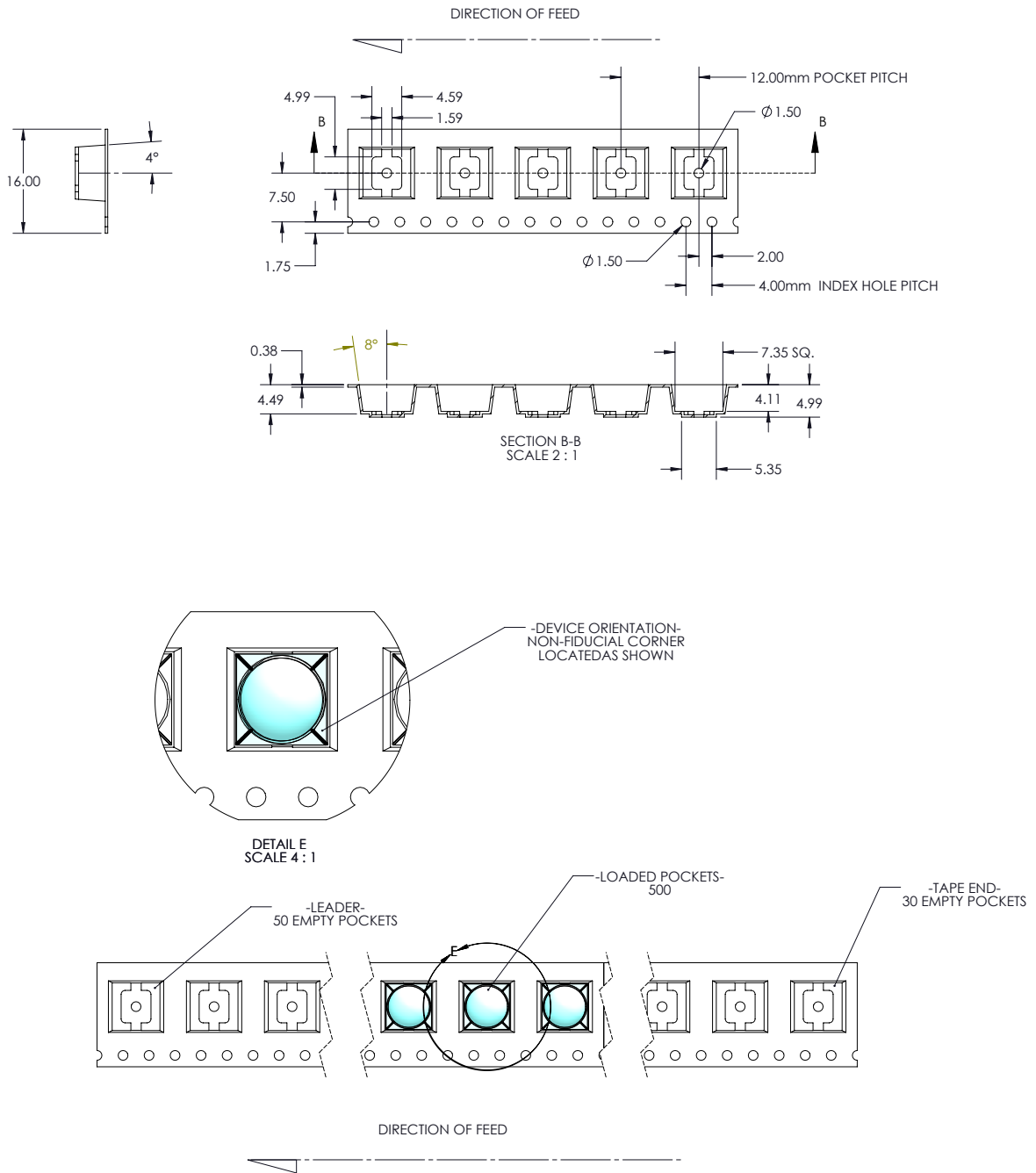


Figure 12. Pocket Tape dimensions for LUXEON M.

Notes for Figure 12:

1. Drawings are not to scale.
2. All dimensions are in millimeters.

Reel Dimensions

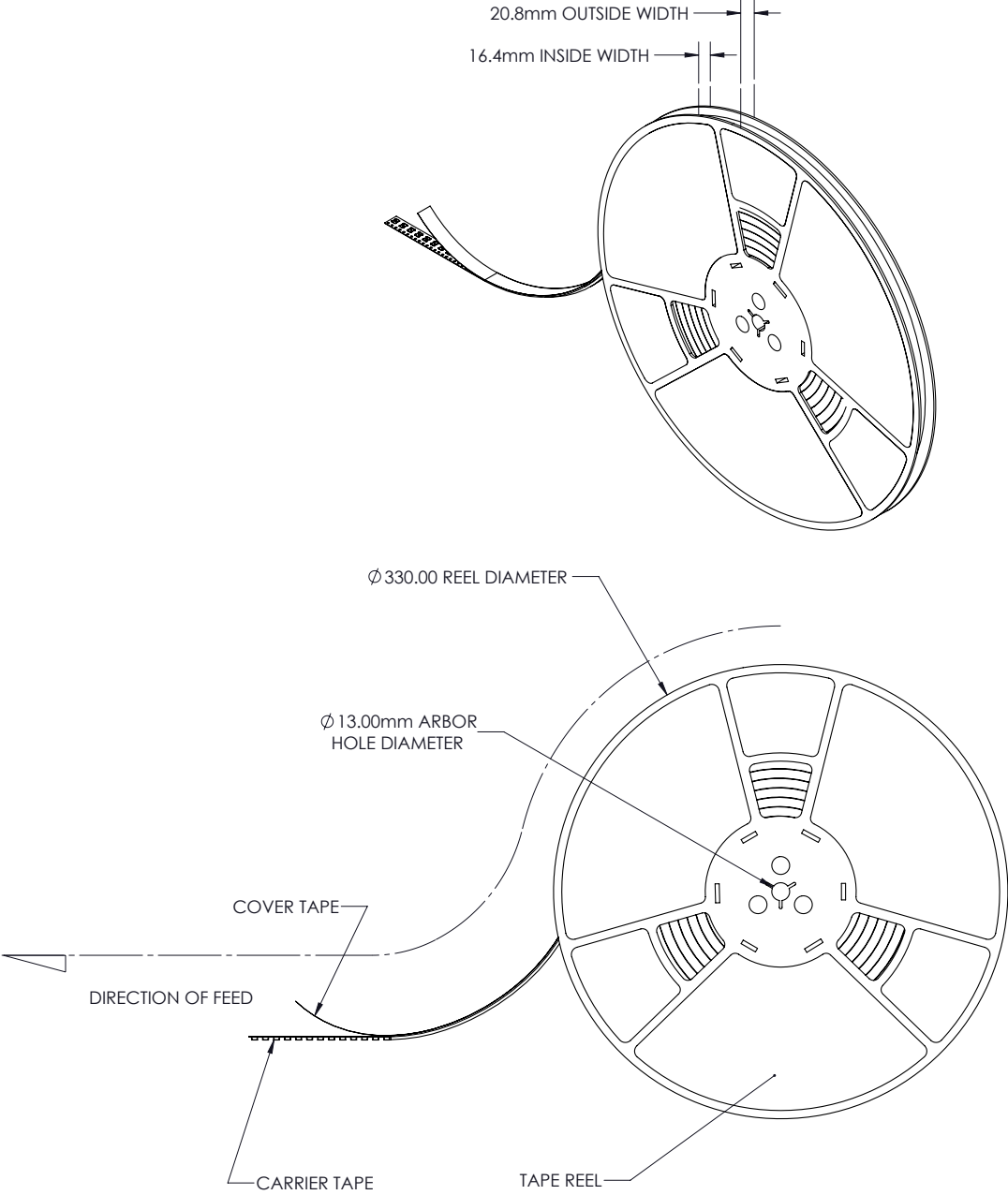


Figure 13. Reel dimensions for LUXEON M.

Notes for Figure 13:
1. Drawings are not to scale.
2. All dimensions are in millimeters.

About Lumileds

Companies developing automotive, mobile, IoT and illumination lighting applications need a partner who can collaborate with them to push the boundaries of light. With over 100 years of inventions and industry firsts, Lumileds is a global lighting solutions company that helps customers around the world deliver differentiated solutions to gain and maintain a competitive edge. As the inventor of Xenon technology, a pioneer in halogen lighting and the leader in high performance LEDs, Lumileds builds innovation, quality and reliability into its technology, products and every customer engagement. Together with its customers, Lumileds is making the world better, safer, more beautiful—with light.

To learn more about our lighting solutions, visit lumileds.com.



©2020 Lumileds Holding B.V. All rights reserved.
LUXEON is a registered trademark of the Lumileds Holding B.V. in the United States and other countries.

lumileds.com

Neither Lumileds Holding B.V. nor its affiliates shall be liable for any kind of loss of data or any other damages, direct, indirect or consequential, resulting from the use of the provided information and data. Although Lumileds Holding B.V. and/or its affiliates have attempted to provide the most accurate information and data, the materials and services information and data are provided "as is," and neither Lumileds Holding B.V. nor its affiliates warrants or guarantees the contents and correctness of the provided information and data. Lumileds Holding B.V. and its affiliates reserve the right to make changes without notice. You as user agree to this disclaimer and user agreement with the download or use of the provided materials, information and data. A listing of Lumileds product/patent coverage may be accessed at lumileds.com/patents.

X-ON Electronics

Largest Supplier of Electrical and Electronic Components

Click to view similar products for [High Power LEDs - White category](#):

Click to view products by [Lumileds manufacturer](#):

Other Similar products are found below :

[LTW-K140SZR40](#) [B42180-08](#) [STW8Q2PA-R5-HA](#) [LTPL-P00DWS57](#) [LTW-K140SZR30](#) [LZP-D0WW00-0000](#) [SZ5-M1-WW-C8-V1/V3-FA](#) [LTW-K140SZR57](#) [LTW-K140SZR27](#) [BXRE-50C2001-C-74](#) [MP-5050-8100-27-80](#) [MP-5050-6100-65-80](#) [MP-5050-6100-40-80](#) [MP-5050-6100-30-80](#) [KW DPLS32.SB-6H6J-E5P7-EG-Z264](#) [L1V1-507003V500000](#) [KW DMLS33.SG-Z6M7-EBVFFCBB46-8E8G-700-S](#) [ASMT-MW05-NMNS1](#) [KW DPLS33.KD-HIJG-D30D144-HN-22C2-120-S](#) [KW DDLM31.EH-5J6K-A737-W4A4-140-R18](#) [GW](#) [JTLRS1.CM-K1LW-XX57-1-100-Q-R33](#) [KW DDLM31.EH-5J6K-A636-W4A4-140-R18](#) [KW DDLM31.EH-5J6K-A131-W4A4-140-R18](#) [SML-LXL8047MWCTR/3](#) [L2C5-40HG1203E0900](#) [JB3030AWT-P-U27EA0000-N0000001](#) [JK3030AWT-P-U30EA0000-N0000001](#) [JK3030AWT-P-B40EB0000-N0000001](#) [JK3030AWT-P-H30EB0000-N0000001](#) [JK3030AWT-P-H40EB0000-N0000001](#) [JK3030AWT-P-U27EB0000-N0000001](#) [JK3030AWT-P-U30EB0000-N0000001](#) [XPGBWT-HE-0000-00JE5](#) [GW JCLPS2.EM-H3H8-A131-1-65-2-R33](#) [GW](#) [PUSTA1.PM-PAPC-XX53-1-1050-R18](#) [BXRE-30E4000-C-83](#) [BXRE-50C6501-D-84](#) [BXRE-27E1000-B-83](#) [BXRE-30G0800-D-83](#) [BXRE-50C4001-B-84](#) [BXRH-40E4000-F-83](#) [BXRH-27G4000-F-83](#) [BXRE-27E4000-B-83](#) [BXRE-27E4000-C-83](#) [BXRE-27G30H0-D-82](#) [BXRE-27G4000-B-83](#) [BXRE-40E1000-B-83](#) [BXRE-40E6500-D-83](#) [BXRH-27E1000-B-83](#) [BXRH-27E4000-F-83](#)