


# Generation 4

## Sensus™ LED Series

### Pure White Targeted COB Arrays Below the Black Body Locus (BBBL)



#### Contents

Part Number Nomenclature 2

CCT, CRI & R9 Specification .2

Chromaticity Bin Structure .3

Ordering Part Numbers . . . .4

Operating Characteristics .9

Optical and Electrical Characteristics . . . . . 15

Typical Spectrum . . . . . 32

Radiation Pattern . . . . . 32

Mechanical Dimension . . . 33

Shipping Container . . . . . 33

Label Information . . . . . 38

Technology Review . . . . . 39

Test Specifications . . . . . 39

Handling Notes . . . . . 40

#### Features:

- Matching the human perception of “Pure white” light
- Designed to provide the look and feel of ceramic metal halide lights
- Wide product range from 1,000lm to over 15,000lm
- 2700K, 3000K and 3500K, 80 and 90CRI standard
- Market specific 3200K, 95CRI Fashion Series
- Highly saturated color rendering version in 2700K, 3000K and 3500K
- 3 SDCM color binning standard, 2 SDCM binning available
- Excellent optical emission uniformity and color over angle consistency
- Exceptional long term color stability
- Superior thermal conductivity for uniform heat spreading
- Environmentally friendly: RoHS and REACH compliant
- UL recognized, file # E465703



#### Applications

- Spotlights/Track Lights
- Downlights
- Shop Lighting
- Hospitality Lighting
- Architectural and Specialty
- Street Lighting
- Parking Lot and Area Lighting
- Tunnel Lighting

### Part Number Nomenclature

All Luminus COB products are packaged and labeled with part numbers as outlined in the table on page 4. Luminus may include any smaller chromaticity bin that is contained in the larger bin as part of the ordered part. When shipped, each package will contain only a single flux and chromaticity bin. The part number designation is as follows:

| Product Family                                    | LES <sup>1</sup>            | CCT <sup>2</sup>    | Min. CRI <sup>3</sup>  | Typical Voltage | Package Configurator <sup>4</sup> | Flux Bin | Chromaticity Bin       |
|---|-----------------------------|---------------------|------------------------|-----------------|-----------------------------------|----------|------------------------|
| CIM/CLM/<br>CXM/CGM<br>Chip on Board<br>Multi-die | Approximate<br>LES diameter | See Note 2<br>below | CRI See Table<br>Below | Volts (V)       | AC42                              | Lumens   | See page 3 for<br>bins |

Notes:

1. Light Emitting Surface (LES) Diameter corresponding to the following:

- 6 = 6.3mm
- 9 = 9.8mm
- 11 = 11.6mm
- 14 = 14.5mm
- 18 = 17.5mm
- 22 = 22.0mm
- 32 = 32.8 mm

2. Correlated Color Temperature (CCT), NN nomenclature corresponds to the following:

- 27 = 2700K
- 30 = 3000K
- 31 = 3100K
- 32 = 3200K
- 35 = 3500K

3. Minimum Color Rendering Index (CRI).

4. AC is a standard substrate size, AA is an alternative; 4 means Generation 4 COB products; 2 means Sensus products, 4 means Xtreme Sensus products.

5. Luminus part numbers may be accompanied by prefixes or suffixes. The most common is the "Rev01" suffix indicating a part is fully released and carries a full

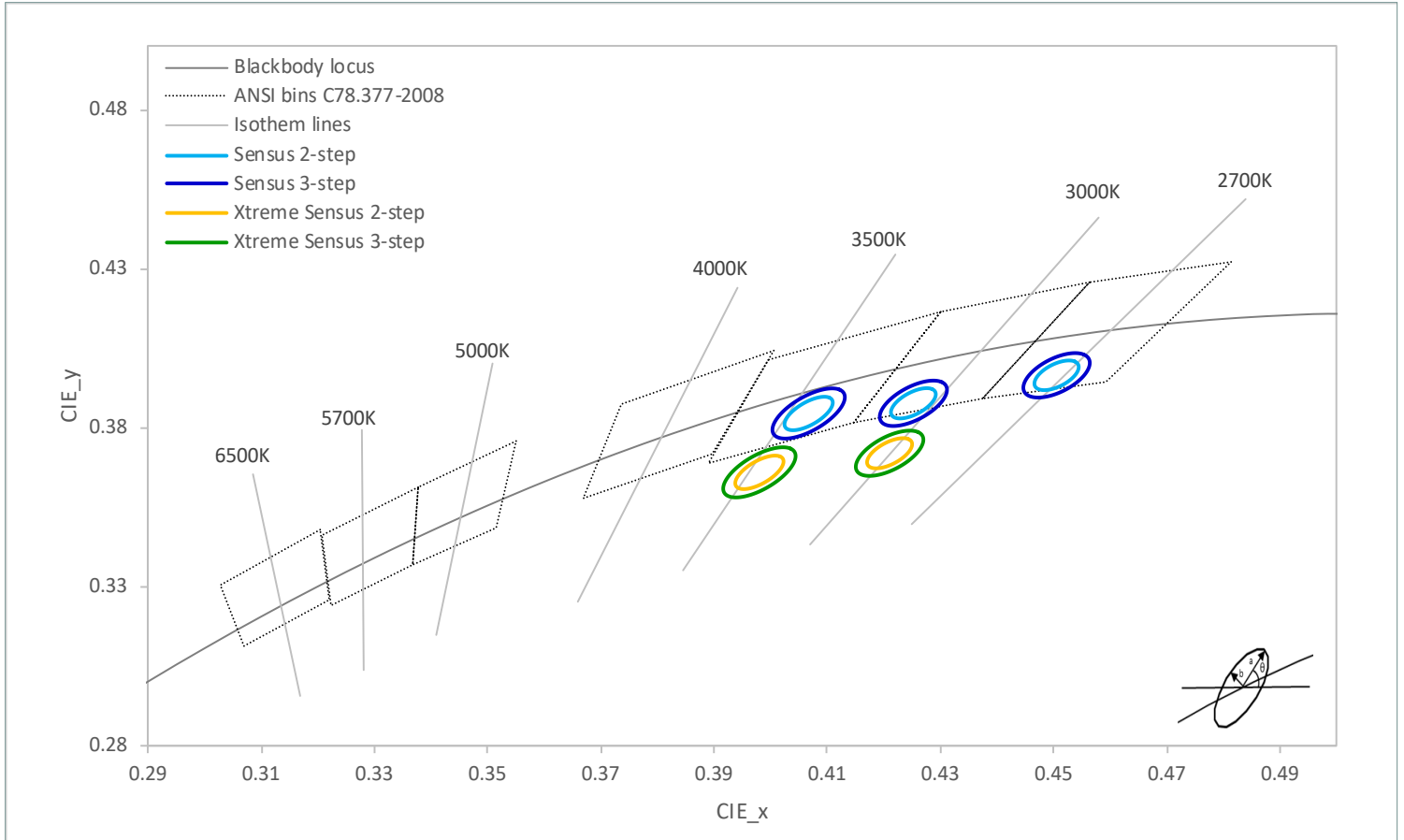
### CCT, CRI and R9 Values

| Correlated Color Temperatures | XX Value | CRI | *R9 |
|-------------------------------|----------|-----|-----|
| 2700K, 3000K                  | 80       | >80 | >0  |
| 2700K, 3000K, 3100K, 3500K    | 90       | >90 | >50 |
| 3200K                         | 95       | >95 | >85 |

Note: R9 values have a tolerance of +/- 5%

### Chromaticity Bin Structure

Chromaticity Bins: 1931 CIE Color Space



The following tables describe the chromaticity bin center points, the orientation angle for the MacAdam ellipse ( $\theta^\circ$ ), and the maximum radii for the ellipses. The ANSI Bin is provided for reference.

| Description   | CCT   | Center Point     |                  | Angle<br>$\theta^\circ$ | 3-step Bin |         | 2-step Bin |         |
|---------------|-------|------------------|------------------|-------------------------|------------|---------|------------|---------|
|               |       | CIE <sub>x</sub> | CIE <sub>y</sub> |                         | a          | b       | a          | b       |
| Sensus        | 2700K | 0.4505           | 0.3965           | 53.7                    | 0.0081     | 0.0042  | 0.0054     | 0.0028  |
|               | 3000K | 0.4252           | 0.3877           | 53.6                    | 0.00834    | 0.00408 | 0.00556    | 0.00272 |
|               | 3100K | 0.4216           | 0.3878           | 53.2                    | 0.00834    | 0.00408 | 0.00556    | 0.00272 |
|               | 3200K | 0.4232           | 0.3991           | 53.2                    | 0.00834    | 0.00408 | 0.00556    | 0.00272 |
|               | 3500K | 0.4067           | 0.3845           | 54.0                    | 0.00927    | 0.00414 | 0.00618    | 0.00276 |
| Xtreme Sensus | 3000K | 0.4210           | 0.3720           | 53.2                    | 0.00834    | 0.00408 | 0.00556    | 0.00272 |
|               | 3500K | 0.3980           | 0.3660           | 54.0                    | 0.00927    | 0.00414 | 0.00618    | 0.00276 |

Note: Luminus maintains a +/- 0.005 tolerance on chromaticity (CIE<sub>x</sub> and CIE<sub>y</sub>) measurements

### Ordering Part Numbers - Sensus

The following tables describe products with typical flux and minimum flux measured at typical current and specified at  $T_j = 85^\circ\text{C}$ . The values at  $25^\circ\text{C}$  are calculated and shown for reference only.

| Output Flux (lm)            |                             |  | LES Diameter (mm)        | Typ. Current (mA)        | Ordering Part Number     |                          |
|-----------------------------|-----------------------------|--|--------------------------|--------------------------|--------------------------|--------------------------|
| Typ. ( $85^\circ\text{C}$ ) | Min. ( $85^\circ\text{C}$ ) | Calculated Typ. ( $25^\circ\text{C}$ ) |                          |                          | 3-step MacAdam Ellipse   | 2-step MacAdam Ellipse   |
| 600                         | 560                         | 640                                    | 6.3                      | 300                      | CXM-6-27-90-18-AC42-F5-3 | CXM-6-27-90-18-AC42-F5-2 |
| 740                         | 690                         | 790                                    |                          |                          | CXM-6-30-80-18-AC42-F5-3 | CXM-6-30-80-18-AC42-F5-2 |
| 655                         | 610                         | 700                                    |                          |                          | CXM-6-30-90-18-AC42-F5-3 | CXM-6-30-90-18-AC42-F5-2 |
| 655                         | 610                         | 700                                    |                          |                          | CXM-6-31-90-18-AC42-F5-3 | CXM-6-31-90-18-AC42-F5-2 |
| 680                         | 630                         | 730                                    |                          |                          | CXM-6-35-90-18-AC42-F5-3 | CXM-6-35-90-18-AC42-F5-2 |
| 720                         | 670                         | 775                                    |                          | 150                      | CXM-6-27-80-36-AC42-F5-3 | CXM-6-27-80-36-AC42-F5-2 |
| 600                         | 560                         | 640                                    |                          |                          | CXM-6-27-90-36-AC42-F5-3 | CXM-6-27-90-36-AC42-F5-2 |
| 740                         | 690                         | 790                                    |                          |                          | CXM-6-30-80-36-AC42-F5-3 | CXM-6-30-80-36-AC42-F5-2 |
| 655                         | 610                         | 700                                    |                          |                          | CXM-6-30-90-36-AC42-F5-3 | CXM-6-30-90-36-AC42-F5-2 |
| 655                         | 610                         | 700                                    |                          |                          | CXM-6-31-90-36-AC42-F5-3 | CXM-6-31-90-36-AC42-F5-2 |
| 680                         | 630                         | 730                                    | CXM-6-35-90-36-AC42-F5-3 | CXM-6-35-90-36-AC42-F5-2 |                          |                          |
| 745                         | 695                         | 795                                    | 9.8                      | 360                      | CIM-9-27-90-18-AC42-F5-3 | CIM-9-27-90-18-AC42-F5-2 |
| 915                         | 850                         | 980                                    |                          |                          | CIM-9-30-80-18-AC42-F5-3 | CIM-9-30-80-18-AC42-F5-2 |
| 810                         | 755                         | 865                                    |                          |                          | CIM-9-30-90-18-AC42-F5-3 | CIM-9-30-90-18-AC42-F5-2 |
| 845                         | 785                         | 905                                    |                          |                          | CIM-9-35-90-18-AC42-F5-3 | CIM-9-35-90-18-AC42-F5-2 |
| 745                         | 695                         | 795                                    |                          | 180                      | CIM-9-27-90-36-AC42-F5-3 | CIM-9-27-90-36-AC42-F5-2 |
| 915                         | 850                         | 980                                    |                          |                          | CIM-9-30-80-36-AC42-F5-3 | CIM-9-30-80-36-AC42-F5-2 |
| 810                         | 755                         | 865                                    |                          |                          | CIM-9-30-90-36-AC42-F5-3 | CIM-9-30-90-36-AC42-F5-2 |
| 845                         | 785                         | 905                                    |                          |                          | CIM-9-35-90-36-AC42-F5-3 | CIM-9-35-90-36-AC42-F5-2 |
| 1,000                       | 930                         | 1,070                                  | 9.8                      | 500                      | CLM-9-27-90-18-AC42-F5-3 | CLM-9-27-90-18-AC42-F5-2 |
| 1,095                       | 1,020                       | 1,170                                  |                          |                          | CLM-9-30-90-18-AC42-F5-3 | CLM-9-30-90-18-AC42-F5-2 |
| 1,095                       | 1,020                       | 1,170                                  |                          |                          | CLM-9-31-90-18-AC42-F5-3 | CLM-9-31-90-18-AC42-F5-2 |
| 1,135                       | 1,055                       | 1,215                                  |                          |                          | CLM-9-35-90-18-AC42-F5-3 | CLM-9-35-90-18-AC42-F5-2 |
| 1,000                       | 930                         | 1,070                                  |                          | 250                      | CLM-9-27-90-36-AC42-F5-3 | CLM-9-27-90-36-AC42-F5-2 |
| 1,235                       | 1,150                       | 1,320                                  |                          |                          | CLM-9-30-80-36-AC42-F5-3 | CLM-9-30-80-36-AC42-F5-2 |
| 1,095                       | 1,020                       | 1,170                                  |                          |                          | CLM-9-30-90-36-AC42-F5-3 | CLM-9-30-90-36-AC42-F5-2 |
| 1,095                       | 1,020                       | 1,170                                  |                          |                          | CLM-9-31-90-36-AC42-F5-3 | CLM-9-31-90-36-AC42-F5-2 |
| 1,135                       | 1,055                       | 1,215                                  |                          |                          | CLM-9-35-90-36-AC42-F5-3 | CLM-9-35-90-36-AC42-F5-2 |

Note: Luminus maintains a +/- 6% tolerance on flux measurements.  
Luminus maintains a +/- 2% tolerance on CRI measurements.

### Ordering Part Numbers - Sensus

The following tables describe products with typical flux and minimum flux measured at typical current and specified at  $T_j = 85^\circ\text{C}$ . The values at  $25^\circ\text{C}$  are calculated and shown for reference only.

| Output Flux (lm)            |                             |  | LES Diameter (mm)          | Typ. Current (mA)          | Ordering Part Number     |                          |                           |                           |
|-----------------------------|-----------------------------|--|----------------------------|----------------------------|--------------------------|--------------------------|---------------------------|---------------------------|
| Typ. ( $85^\circ\text{C}$ ) | Min. ( $85^\circ\text{C}$ ) | Calculated Typ. ( $25^\circ\text{C}$ ) |                            |                            | 3-step MacAdam Ellipse   | 2-step MacAdam Ellipse   |                           |                           |
| 1,000                       | 930                         | 1,070                                  | 9.8                        | 250                        | CLM-9-27-90-36-AA42-F5-3 | CLM-9-27-90-36-AA42-F5-2 |                           |                           |
| 1,235                       | 1,150                       | 1,320                                  |                            |                            | CLM-9-30-80-36-AA42-F5-3 | CLM-9-30-80-36-AA42-F5-2 |                           |                           |
| 1,095                       | 1,020                       | 1,170                                  |                            |                            | CLM-9-30-90-36-AA42-F5-3 | CLM-9-30-90-36-AA42-F5-2 |                           |                           |
| 1,135                       | 1,055                       | 1,215                                  |                            |                            | CLM-9-35-90-36-AA42-F5-3 | CLM-9-35-90-36-AA42-F5-2 |                           |                           |
| 1,110                       | 1,035                       | 1,190                                  |                            |                            | CLM-9-40-90-36-AA42-F5-3 | CLM-9-40-90-36-AA42-F5-2 |                           |                           |
| 1,415                       | 1,315                       | 1,515                                  | 9.8                        | 360                        | CXM-9-27-90-36-AA42-F5-3 | CXM-9-27-90-36-AA42-F5-2 |                           |                           |
| 1,745                       | 1,625                       | 1,865                                  |                            |                            | CXM-9-30-80-36-AA42-F5-3 | CXM-9-30-80-36-AA42-F5-2 |                           |                           |
| 1,550                       | 1,440                       | 1,660                                  |                            |                            | CXM-9-30-90-36-AA42-F5-3 | CXM-9-30-90-36-AA42-F5-2 |                           |                           |
| 1,610                       | 1,495                       | 1,725                                  |                            |                            | CXM-9-35-90-36-AA42-F5-3 | CXM-9-35-90-36-AA42-F5-2 |                           |                           |
| 1,580                       | 1,470                       | 1,700                                  |                            |                            | CXM-9-40-90-36-AA42-F5-3 | CXM-9-40-90-36-AA42-F5-2 |                           |                           |
| 1,415                       | 1,315                       | 1,515                                  |                            |                            | CXM-9-27-90-36-AC42-F5-3 | CXM-9-27-90-36-AC42-F5-2 |                           |                           |
| 1,745                       | 1,625                       | 1,865                                  |                            |                            | CXM-9-30-80-36-AC42-F5-3 | CXM-9-30-80-36-AC42-F5-2 |                           |                           |
| 1,550                       | 1,440                       | 1,660                                  |                            |                            | CXM-9-30-90-36-AC42-F5-3 | CXM-9-30-90-36-AC42-F5-2 |                           |                           |
| 1,550                       | 1,440                       | 1,660                                  |                            |                            | CXM-9-31-90-36-AC42-F5-3 | CXM-9-31-90-36-AC42-F5-2 |                           |                           |
| 1,835                       | 1,705                       | 1,960                                  |                            |                            | CXM-9-35-80-36-AC42-F5-3 | CXM-9-35-80-36-AC42-F5-2 |                           |                           |
| 1,610                       | 1,495                       | 1,725                                  |                            |                            | CXM-9-35-90-36-AC42-F5-3 | CXM-9-35-90-36-AC42-F5-2 |                           |                           |
| 1,580                       | 1,470                       | 1,700                                  |                            |                            | CXM-9-40-90-36-AC42-F5-3 | CXM-9-40-90-36-AC42-F5-2 |                           |                           |
| 1,825                       | 1,695                       | 1,955                                  |                            |                            | 11.6                     | 450                      | CXM-11-27-90-36-AA42-F5-3 | CXM-11-27-90-36-AA42-F5-2 |
| 2,250                       | 2,095                       | 2,410                                  |                            |                            |                          |                          | CXM-11-30-80-36-AA42-F5-3 | CXM-11-30-80-36-AA42-F5-2 |
| 1,995                       | 1,855                       | 2,135                                  | CXM-11-30-90-36-AA42-F5-3  | CXM-11-30-90-36-AA42-F5-2  |                          |                          |                           |                           |
| 2,075                       | 1,930                       | 2,220                                  | CXM-11-35-90-36-AA42-F5-3  | CXM-11-35-90-36-AA42-F5-2  |                          |                          |                           |                           |
| 1,825                       | 1,695                       | 1,955                                  | CXM-11-27-90-36-AC442-F5-3 | CXM-11-27-90-36-AC442-F5-2 |                          |                          |                           |                           |
| 2,250                       | 2,095                       | 2,410                                  | CXM-11-30-80-36-AC442-F5-3 | CXM-11-30-80-36-AC442-F5-2 |                          |                          |                           |                           |
| 1,995                       | 1,855                       | 2,135                                  | CXM-11-30-90-36-AC442-F5-3 | CXM-11-30-90-36-AC442-F5-2 |                          |                          |                           |                           |
| 2,075                       | 1,930                       | 2,220                                  | CXM-11-35-90-36-AC442-F5-3 | CXM-11-35-90-36-AC442-F5-2 |                          |                          |                           |                           |

Note: Luminus maintains a +/- 6% tolerance on flux measurements.  
Luminus maintains a +/- 2% tolerance on CRI measurements.

### Ordering Part Numbers - Sensus

The following tables describe products with typical flux and minimum flux measured at typical current and specified at  $T_j = 85^\circ\text{C}$ . The values at  $25^\circ\text{C}$  are calculated and shown for reference only.

| Output Flux (lm)            |                             |  | LES Diameter (mm)         | Typ. Current (mA)         | Ordering Part Number      |                           |                           |                           |
|-----------------------------|-----------------------------|--|---------------------------|---------------------------|---------------------------|---------------------------|---------------------------|---------------------------|
| Typ. ( $85^\circ\text{C}$ ) | Min. ( $85^\circ\text{C}$ ) | Calculated Typ. ( $25^\circ\text{C}$ ) |                           |                           | 3-step MacAdam Ellipse    | 2-step MacAdam Ellipse    |                           |                           |
| 1,870                       | 1,740                       | 2,000                                  | 14.5                      | 450                       | CIM-14-27-90-36-AC42-F5-3 | CIM-14-27-90-36-AC42-F5-2 |                           |                           |
| 2,305                       | 2,145                       | 2,465                                  |                           |                           | CIM-14-30-80-36-AC42-F5-3 | CIM-14-30-80-36-AC42-F5-2 |                           |                           |
| 2,045                       | 1,900                       | 2,190                                  |                           |                           | CIM-14-30-90-36-AC42-F5-3 | CIM-14-30-90-36-AC42-F5-2 |                           |                           |
| 2,125                       | 1,975                       | 2,275                                  |                           |                           | CIM-14-35-90-36-AC42-F5-3 | CIM-14-35-90-36-AC42-F5-2 |                           |                           |
| 2,075                       | 1,930                       | 2,220                                  | 14.5                      | 500                       | CLM-14-27-90-36-AA42-F5-3 | CLM-14-27-90-36-AA42-F5-2 |                           |                           |
| 2,560                       | 2,380                       | 2,740                                  |                           |                           | CLM-14-30-80-36-AA42-F5-3 | CLM-14-30-80-36-AA42-F5-2 |                           |                           |
| 2,270                       | 2,110                       | 2,430                                  |                           |                           | CLM-14-30-90-36-AA42-F5-3 | CLM-14-30-90-36-AA42-F5-2 |                           |                           |
| 2,360                       | 2,195                       | 2,525                                  |                           |                           | CLM-14-35-90-36-AA42-F5-3 | CLM-14-35-90-36-AA42-F5-2 |                           |                           |
| 2,310                       | 2,150                       | 2,470                                  |                           |                           | CLM-14-40-90-36-AA42-F5-3 | CLM-14-40-90-36-AA42-F5-2 |                           |                           |
| 2,075                       | 1,930                       | 2,220                                  |                           |                           | CLM-14-27-90-36-AC42-F5-3 | CLM-14-27-90-36-AC42-F5-2 |                           |                           |
| 2,560                       | 2,380                       | 2,740                                  |                           |                           | CLM-14-30-80-36-AC42-F5-3 | CLM-14-30-80-36-AC42-F5-2 |                           |                           |
| 2,270                       | 2,110                       | 2,430                                  |                           |                           | CLM-14-30-90-36-AC42-F5-3 | CLM-14-30-90-36-AC42-F5-2 |                           |                           |
| 2,270                       | 2,110                       | 2,430                                  |                           |                           | CLM-14-31-90-36-AC42-F5-3 | CLM-14-31-90-36-AC42-F5-2 |                           |                           |
| 2,360                       | 2,195                       | 2,525                                  |                           |                           | CLM-14-35-90-36-AC42-F5-3 | CLM-14-35-90-36-AC42-F5-2 |                           |                           |
| 2,990                       | 2,780                       | 3,200                                  |                           |                           | 14.5                      | 720                       | CXM-14-27-90-36-AC42-F5-3 | CXM-14-27-90-36-AC42-F5-2 |
| 3,685                       | 3,425                       | 3,945                                  |                           |                           |                           |                           | CXM-14-30-80-36-AC42-F5-3 | CXM-14-30-80-36-AC42-F5-2 |
| 3,265                       | 3,035                       | 3,495                                  | CXM-14-30-90-36-AC42-F5-3 | CXM-14-30-90-36-AC42-F5-2 |                           |                           |                           |                           |
| 3,265                       | 3,035                       | 3,495                                  | CXM-14-31-90-36-AC42-F5-3 | CXM-14-31-90-36-AC42-F5-2 |                           |                           |                           |                           |
| 3,164                       | 2,940                       | 3,387                                  | CXM-14-32-95-36-AC42-F5-3 | CXM-14-32-95-36-AC42-F5-2 |                           |                           |                           |                           |
| 3,395                       | 3,155                       | 3,635                                  | CXM-14-35-90-36-AC42-F5-3 | CXM-14-35-90-36-AC42-F5-2 |                           |                           |                           |                           |
| 2,990                       | 2,780                       | 3,200                                  | CXM-14-27-90-36-AA42-F5-3 | CXM-14-27-90-36-AA42-F5-2 |                           |                           |                           |                           |
| 3,685                       | 3,425                       | 3,945                                  | CXM-14-30-80-36-AA42-F5-3 | CXM-14-30-80-36-AA42-F5-2 |                           |                           |                           |                           |
| 3,265                       | 3,035                       | 3,495                                  | CXM-14-30-90-36-AA42-F5-3 | CXM-14-30-90-36-AA42-F5-2 |                           |                           |                           |                           |
| 3,395                       | 3,155                       | 3,635                                  | CXM-14-35-90-36-AA42-F5-3 | CXM-14-35-90-36-AA42-F5-2 |                           |                           |                           |                           |
| 3,595                       | 3,345                       | 3,845                                  | 14.5                      | 900                       |                           |                           | CGM-14-27-90-36-AC42-F5-3 | CGM-14-27-90-36-AC42-F5-2 |
| 4,435                       | 4,125                       | 4,745                                  |                           |                           |                           |                           | CGM-14-30-80-36-AC42-F5-3 | CGM-14-30-80-36-AC42-F5-2 |
| 3,930                       | 3,655                       | 4,205                                  |                           |                           | CGM-14-30-90-36-AC42-F5-3 | CGM-14-30-90-36-AC42-F5-2 |                           |                           |
| 4,085                       | 3,800                       | 4,370                                  |                           |                           | CGM-14-35-90-36-AC42-F5-3 | CGM-14-35-90-36-AC42-F5-2 |                           |                           |

Note: Luminus maintains a +/- 6% tolerance on flux measurements.  
Luminus maintains a +/- 2% tolerance on CRI measurements.

### Ordering Part Numbers - Sensus

The following tables describe products with typical flux and minimum flux measured at typical current and specified at  $T_j = 85^\circ\text{C}$ . The values at  $25^\circ\text{C}$  are calculated and shown for reference only.

| Output Flux (lm)            |                             |  | LES Diameter (mm) | Typ. Current (mA) | Ordering Part Number      |                           |
|-----------------------------|-----------------------------|--|-------------------|-------------------|---------------------------|---------------------------|
| Typ. ( $85^\circ\text{C}$ ) | Min. ( $85^\circ\text{C}$ ) | Calculated Typ. ( $25^\circ\text{C}$ ) |                   |                   | 3-step MacAdam Ellipse    | 2-step MacAdam Ellipse    |
| 3,365                       | 3,130                       | 3,600                                  | 17.5              | 800               | CXM-18-27-90-36-AA42-F5-3 | CXM-18-27-90-36-AA42-F5-2 |
| 3,680                       | 3,420                       | 3,940                                  |                   |                   | CXM-18-30-90-36-AA42-F5-3 | CXM-18-30-90-36-AA42-F5-2 |
| 3,825                       | 3,555                       | 4,095                                  |                   |                   | CXM-18-35-90-36-AA42-F5-3 | CXM-18-35-90-36-AA42-F5-2 |
| 4,570                       | 4,250                       | 4,890                                  | 22.0              | 990               | CIM-22-30-90-36-AC42-F5-3 | CIM-22-30-90-36-AC42-F5-2 |
| 4,750                       | 4,420                       | 5,085                                  |                   |                   | CIM-22-35-90-36-AC42-F5-3 | CIM-22-35-90-36-AC42-F5-2 |
| 4,485                       | 4,170                       | 4,800                                  | 22.0              | 1050              | CLM-22-27-90-36-AC42-F5-3 | CLM-22-27-90-36-AC42-F5-2 |
| 4,905                       | 4,560                       | 5,250                                  |                   |                   | CLM-22-30-90-36-AC42-F5-3 | CLM-22-30-90-36-AC42-F5-2 |
| 4,905                       | 4,560                       | 5,250                                  |                   |                   | CLM-22-31-90-36-AC42-F5-3 | CLM-22-31-90-36-AC42-F5-2 |
| 4,750                       | 4,418                       | 5,083                                  |                   |                   | CLM-22-32-95-36-AC42-F5-3 | CLM-22-32-95-36-AC42-F5-2 |
| 5,095                       | 4,740                       | 5,450                                  |                   |                   | CLM-22-35-90-36-AC42-F5-3 | CLM-22-35-90-36-AC42-F5-2 |
| 7,225                       | 6,720                       | 7,730                                  | 22.0              | 1050              | CXM-22-30-90-54-AC42-F5-3 | CXM-22-30-90-54-AC42-F5-2 |
| 7,515                       | 6,990                       | 8,040                                  |                   |                   | CXM-22-35-90-54-AC42-F5-3 | CXM-22-35-90-54-AC42-F5-2 |
| 10,705                      | 9,955                       | 11,455                                 | 22.0              | 1600              | CGM-22-30-90-54-AC42-F5-3 | CGM-22-30-90-54-AC42-F5-2 |
| 11,130                      | 10,350                      | 11,910                                 |                   |                   | CGM-22-35-90-54-AC42-F5-3 | CGM-22-35-90-54-AC42-F5-2 |
| 16,190                      | 15,055                      | 17,325                                 | 32.8              | 2400              | CXM-32-30-90-54-AC42-F5-3 | CXM-32-30-90-54-AC42-F5-2 |
| 16,830                      | 15,650                      | 18,010                                 |                   |                   | CXM-32-35-90-54-AC42-F5-3 | CXM-32-35-90-54-AC42-F5-2 |

Note: Luminus maintains a +/- 6% tolerance on flux measurements.  
Luminus maintains a +/- 2% tolerance on CRI measurements.

### Ordering Part Numbers - Xtreme Sensus

The following tables describe products with typical flux and minimum flux measured at typical current and specified at  $T_j = 85^\circ\text{C}$ . The values at  $25^\circ\text{C}$  are calculated and shown for reference only.

| Output Flux (lm)            |                             |  | LES Diameter (mm) | Typ. Current (mA) | Ordering Part Number      |                           |
|-----------------------------|-----------------------------|--|-------------------|-------------------|---------------------------|---------------------------|
| Typ. ( $85^\circ\text{C}$ ) | Min. ( $85^\circ\text{C}$ ) | Calculated Typ. ( $25^\circ\text{C}$ ) |                   |                   | 3-step MacAdam Ellipse    | 2-step MacAdam Ellipse    |
| 600                         | 560                         | 640                                    | 6.3               | 300               | CXM-6-30-90-18-AC44-F5-3  | CXM-6-30-90-18-AC44-F5-2  |
| 620                         | 575                         | 665                                    |                   |                   | CXM-6-35-90-18-AC44-F5-3  | CXM-6-35-90-18-AC44-F5-2  |
| 600                         | 560                         | 640                                    |                   | 150               | CXM-6-30-90-36-AC44-F5-3  | CXM-6-30-90-36-AC44-F5-2  |
| 620                         | 575                         | 665                                    |                   |                   | CXM-6-35-90-36-AC44-F5-3  | CXM-6-35-90-36-AC44-F5-2  |
| 745                         | 695                         | 795                                    | 9.8               | 180               | CIM-9-30-90-36-AC44-F5-3  | CIM-9-30-90-36-AC44-F5-2  |
| 770                         | 715                         | 825                                    |                   |                   | CIM-9-35-90-36-AC44-F5-3  | CIM-9-35-90-36-AC44-F5-2  |
| 745                         | 695                         | 795                                    |                   | 360               | CIM-9-30-90-18-AC44-F5-3  | CIM-9-30-90-18-AC44-F5-2  |
| 770                         | 715                         | 825                                    |                   |                   | CIM-9-35-90-18-AC44-F5-3  | CIM-9-35-90-18-AC44-F5-2  |
| 1,000                       | 930                         | 1,070                                  | 9.8               | 250               | CLM-9-30-90-36-AC44-F5-3  | CLM-9-30-90-36-AC44-F5-2  |
| 1,035                       | 965                         | 1,105                                  |                   |                   | CLM-9-35-90-36-AC44-F5-3  | CLM-9-35-90-36-AC44-F5-2  |
| 1,420                       | 1,320                       | 1,520                                  | 9.8               | 360               | CXM-9-30-90-36-AA44-F5-3  | CXM-9-30-90-36-AA44-F5-2  |
| 1,470                       | 1,365                       | 1,575                                  |                   |                   | CXM-9-35-90-36-AA44-F5-3  | CXM-9-35-90-36-AA44-F5-2  |
| 1,420                       | 1,320                       | 1,520                                  |                   |                   | CXM-9-30-90-36-AC44-F5-3  | CXM-9-30-90-36-AC44-F5-2  |
| 1,470                       | 1,365                       | 1,575                                  |                   |                   | CXM-9-35-90-36-AC44-F5-3  | CXM-9-35-90-36-AC44-F5-2  |
| 1,830                       | 1,700                       | 1,960                                  | 11.6              | 450               | CXM-11-30-90-36-AA44-F5-3 | CXM-11-30-90-36-AA44-F5-2 |
| 1,890                       | 1,760                       | 2,020                                  |                   |                   | CXM-11-35-90-36-AA44-F5-3 | CXM-11-35-90-36-AA44-F5-2 |
| 1,875                       | 1,745                       | 2,005                                  | 14.5              | 450               | CIM-14-30-90-36-AC44-F5-3 | CIM-14-30-90-36-AC44-F5-2 |
| 1,940                       | 1,805                       | 2,075                                  |                   |                   | CIM-14-35-90-36-AC44-F5-3 | CIM-14-35-90-36-AC44-F5-2 |
| 2,080                       | 1,935                       | 2,225                                  | 14.5              | 500               | CLM-14-30-90-36-AC44-F5-3 | CLM-14-30-90-36-AC44-F5-2 |
| 2,150                       | 2,000                       | 2,300                                  |                   |                   | CLM-14-35-90-36-AC44-F5-3 | CLM-14-35-90-36-AC44-F5-2 |
| 2,995                       | 2,785                       | 3,205                                  | 14.5              | 720               | CXM-14-30-90-36-AC44-F5-3 | CXM-14-30-90-36-AC44-F5-2 |
| 3,100                       | 2,885                       | 3,315                                  |                   |                   | CXM-14-35-90-36-AC44-F5-3 | CXM-14-35-90-36-AC44-F5-2 |
| 2,995                       | 2,785                       | 3,205                                  |                   |                   | CXM-14-30-90-36-AA44-F5-3 | CXM-14-30-90-36-AA44-F5-2 |
| 3,100                       | 2,885                       | 3,315                                  |                   |                   | CXM-14-35-90-36-AA44-F5-3 | CXM-14-35-90-36-AA44-F5-2 |
| 3,600                       | 3,350                       | 3,850                                  | 14.5              | 900               | CGM-14-30-90-36-AC44-F5-3 | CGM-14-30-90-36-AC44-F5-2 |
| 3,725                       | 3,465                       | 3,985                                  |                   |                   | CGM-14-35-90-36-AC44-F5-3 | CGM-14-35-90-36-AC44-F5-2 |

Note: Luminus maintains a +/- 6% tolerance on flux measurements.  
Luminus maintains a +/- 2% tolerance on CRI measurements.



### Ordering Part Numbers - Xtreme Sensus

The following tables describe products with typical flux and minimum flux measured at typical current and specified at  $T_j = 85^\circ\text{C}$ . The values at  $25^\circ\text{C}$  are calculated and shown for reference only.

| Output Flux (lm)            |                             |  | LES Diameter (mm) | Typ. Current (mA) | Ordering Part Number      |                           |
|-----------------------------|-----------------------------|--|-------------------|-------------------|---------------------------|---------------------------|
| Typ. ( $85^\circ\text{C}$ ) | Min. ( $85^\circ\text{C}$ ) | Calculated Typ. ( $25^\circ\text{C}$ ) |                   |                   | 3-step MacAdam Ellipse    | 2-step MacAdam Ellipse    |
| 3,375                       | 3,140                       | 3,610                                  | 17.5              | 800               | CXM-18-30-90-36-AA44-F5-3 | CXM-18-30-90-36-AA44-F5-2 |
| 3,490                       | 3,245                       | 3,735                                  |                   |                   | CXM-18-35-90-36-AA44-F5-3 | CXM-18-35-90-36-AA44-F5-2 |
| 4,190                       | 3,895                       | 4,485                                  | 22.0              | 990               | CIM-22-30-90-36-AC44-F5-3 | CIM-22-30-90-36-AC44-F5-2 |
| 4,330                       | 4,025                       | 4,635                                  |                   |                   | CIM-22-35-90-36-AC44-F5-3 | CIM-22-35-90-36-AC44-F5-2 |
| 4,495                       | 4,180                       | 4,810                                  | 22.0              | 1050              | CLM-22-30-90-36-AC44-F5-3 | CLM-22-30-90-36-AC44-F5-2 |
| 4,650                       | 4,325                       | 4,975                                  |                   |                   | CLM-22-35-90-36-AC44-F5-3 | CLM-22-35-90-36-AC44-F5-2 |
| 6,625                       | 6,160                       | 7,090                                  | 22.0              | 1050              | CXM-22-30-90-54-AC44-F5-3 | CXM-22-30-90-54-AC44-F5-2 |
| 6,850                       | 6,370                       | 7,330                                  |                   |                   | CXM-22-35-90-54-AC44-F5-3 | CXM-22-35-90-54-AC44-F5-2 |
| 9,815                       | 9,130                       | 10,500                                 | 22.0              | 1600              | CGM-22-30-90-54-AC44-F5-3 | CGM-22-30-90-54-AC44-F5-2 |
| 10,150                      | 9,440                       | 10,860                                 |                   |                   | CGM-22-35-90-54-AC44-F5-3 | CGM-22-35-90-54-AC44-F5-2 |
| 14,840                      | 13,800                      | 15,880                                 | 32.8              | 2400              | CXM-32-30-90-54-AC44-F5-3 | CXM-32-30-90-54-AC44-F5-2 |
| 15,350                      | 14,275                      | 16,425                                 |                   |                   | CXM-32-35-90-54-AC44-F5-3 | CXM-32-35-90-54-AC44-F5-2 |

Note: Luminus maintains a +/- 6% tolerance on flux measurements.  
Luminus maintains a +/- 2% tolerance on CRI measurements.

**CXM-6 Operating Characteristics<sup>1</sup>**

| Parameter - 36V              | Symbol | Minimum | Typical | Maximum | Unit |
|------------------------------|--------|---------|---------|---------|------|
| Forward Current <sup>2</sup> | $I_f$  |         | 150     | 450     | mA   |
| Forward Voltage <sup>3</sup> | $V_f$  | 31.0    | 33.6    | 37.0    | V    |

| Parameter - 18V              | Symbol | Minimum | Typical | Maximum | Unit |
|------------------------------|--------|---------|---------|---------|------|
| Forward Current <sup>2</sup> | $I_f$  |         | 300     | 900     | mA   |
| Forward Voltage <sup>3</sup> | $V_f$  | 15.5    | 16.8    | 18.5    | V    |

| Parameter                             | Symbol        | Minimum | Typical | Maximum | Unit   |
|---------------------------------------|---------------|---------|---------|---------|--------|
| Power                                 |               |         | 5.0     | 17.1    | W      |
| Operating Case Temperature            | $T_c$         |         |         | 120     | °C     |
| Light Emitting Surface Diameter       | LES           |         | 6.3     |         | mm     |
| Thermal Resistance (junction-to-case) | $\Theta_{jc}$ |         | 1.0     |         | °C/W   |
| Junction Temperature                  | $T_j$         |         |         | 140     | °C     |
| Viewing Angle                         |               |         | 120     |         | Degree |

**CIM-9 Operating Characteristics<sup>1</sup>**

| Parameter - 36V              | Symbol | Minimum | Typical | Maximum | Unit |
|------------------------------|--------|---------|---------|---------|------|
| Forward Current <sup>2</sup> | $I_f$  |         | 180     | 500     | mA   |
| Forward Voltage <sup>3</sup> | $V_f$  | 31.0    | 33.5    | 37.0    | V    |

| Parameter - 18V              | Symbol | Minimum | Typical | Maximum | Unit |
|------------------------------|--------|---------|---------|---------|------|
| Forward Current <sup>2</sup> | $I_f$  |         | 360     | 1000    | mA   |
| Forward Voltage <sup>3</sup> | $V_f$  | 15.5    | 16.7    | 18.5    | V    |

| Parameter                             | Symbol        | Minimum | Typical | Maximum | Unit   |
|---------------------------------------|---------------|---------|---------|---------|--------|
| Power                                 |               |         | 6.1     | 19.9    | W      |
| Operating Case Temperature            | $T_c$         |         |         | 120     | °C     |
| Light Emitting Surface Diameter       | LES           |         | 9.8     |         | mm     |
| Thermal Resistance (junction-to-case) | $\Theta_{jc}$ |         | 0.70    |         | °C/W   |
| Junction Temperature                  | $T_j$         |         |         | 140     | °C     |
| Viewing Angle                         |               |         | 120     |         | Degree |

**CLM-9 Operating Characteristics<sup>1</sup>**

| Parameter -36V                  | Symbol | Minimum | Typical | Maximum | Unit |
|---------------------------------|--------|---------|---------|---------|------|
| Forward Current <sup>2</sup>    | $I_f$  |         | 250     | 900     | mA   |
| Forward Voltage <sup>3</sup>    | $V_f$  | 31.0    | 33.5    | 37.0    | V    |
| Parameter -18V                  | Symbol | Minimum | Typical | Maximum | Unit |
| Forward Current <sup>2</sup>    | $I_f$  |         | 500     | 1800    | mA   |
| Forward Voltage <sup>3</sup>    | $V_f$  | 15.5    | 16.7    | 18.5    | V    |
| Parameter                       | Symbol | Minimum | Typical | Maximum | Unit |
| Power                           |        |         | 8.3     | 34.4    | W    |
| Operating Case Temperature      | $T_c$  |         |         | 120     | °C   |
| Light Emitting Surface Diameter | LES    |         | 9.8     |         | mm   |

**CXM-9 Operating Characteristics<sup>1</sup>**

| Parameter                             | Symbol        | Minimum | Typical | Maximum | Unit   |
|---------------------------------------|---------------|---------|---------|---------|--------|
| Forward Current <sup>2</sup>          | $I_f$         |         | 360     | 1,100   | mA     |
| Forward Voltage <sup>3</sup>          | $V_f$         | 31.0    | 33.5    | 37.0    | V      |
| Power                                 |               |         | 12.1    | 41.9    | W      |
| Operating Case Temperature            | $T_c$         |         |         | 120     | °C     |
| Light Emitting Surface Diameter       | LES           |         | 9.8     |         | mm     |
| Thermal Resistance (junction-to-case) | $\Theta_{jc}$ |         | 0.32    |         | °C/W   |
| Junction Temperature                  | $T_j$         |         |         | 140     | °C     |
| Viewing Angle                         |               |         | 120     |         | Degree |

**CXM-11 Operating Characteristics<sup>1</sup>**

| Parameter                             | Symbol        | Minimum | Typical | Maximum | Unit   |
|---------------------------------------|---------------|---------|---------|---------|--------|
| Forward Current <sup>2</sup>          | $I_f$         |         | 450     | 1,300   | mA     |
| Forward Voltage <sup>3</sup>          | $V_f$         | 31.0    | 33.7    | 37.0    | V      |
| Power                                 |               |         | 15.1    | 49.3    | W      |
| Operating Case Temperature            | $T_c$         |         |         | 120     | °C     |
| Light Emitting Surface Diameter       | LES           |         | 11.6    |         | mm     |
| Thermal Resistance (junction-to-case) | $\Theta_{jc}$ |         | 0.29    |         | °C/W   |
| Junction Temperature                  | $T_j$         |         |         | 140     | °C     |
| Viewing Angle                         |               |         | 120     |         | Degree |

**CIM-14 Operating Characteristics<sup>1</sup>**

| Parameter                             | Symbol        | Minimum | Typical | Maximum | Unit   |
|---------------------------------------|---------------|---------|---------|---------|--------|
| Forward Current <sup>2</sup>          | $I_f$         |         | 450     | 1,300   | mA     |
| Forward Voltage <sup>3</sup>          | $V_f$         | 31.0    | 33.5    | 37.0    | V      |
| Power                                 |               |         | 15.1    | 49.3    | W      |
| Operating Case Temperature            | $T_c$         |         |         | 120     | °C     |
| Light Emitting Surface Diameter       | LES           |         | 14.5    |         | mm     |
| Thermal Resistance (junction-to-case) | $\Theta_{jc}$ |         | 0.28    |         | °C/W   |
| Junction Temperature                  | $T_j$         |         |         | 140     | °C     |
| Viewing Angle                         |               |         | 120     |         | Degree |

**CLM-14 Operating Characteristics<sup>1</sup>**

| Parameter                             | Symbol        | Minimum | Typical | Maximum | Unit   |
|---------------------------------------|---------------|---------|---------|---------|--------|
| Forward Current <sup>2</sup>          | $I_f$         |         | 500     | 1,800   | mA     |
| Forward Voltage <sup>3</sup>          | $V_f$         | 31.0    | 33.5    | 37.0    | V      |
| Power                                 |               |         | 16.6    | 68.7    | W      |
| Operating Case Temperature            | $T_c$         |         |         | 120     | °C     |
| Light Emitting Surface Diameter       | LES           |         | 14.5    |         | mm     |
| Thermal Resistance (junction-to-case) | $\Theta_{jc}$ |         | 0.25    |         | °C/W   |
| Junction Temperature                  | $T_j$         |         |         | 140     | °C     |
| Viewing Angle                         |               |         | 120     |         | Degree |

**CXM-14 Operating Characteristics<sup>1</sup>**

| Parameter                             | Symbol        | Minimum | Typical | Maximum | Unit   |
|---------------------------------------|---------------|---------|---------|---------|--------|
| Forward Current <sup>2</sup>          | $I_f$         |         | 720     | 2,000   | mA     |
| Forward Voltage <sup>3</sup>          | $V_f$         | 31.0    | 33.5    | 37.0    | V      |
| Power                                 |               |         | 24.1    | 75.6    | W      |
| Operating Case Temperature            | $T_c$         |         |         | 120     | °C     |
| Light Emitting Surface Diameter       | LES           |         | 14.5    |         | mm     |
| Thermal Resistance (junction-to-case) | $\Theta_{jc}$ |         | 0.23    |         | °C/W   |
| Junction Temperature                  | $T_j$         |         |         | 140     | °C     |
| Viewing Angle                         |               |         | 120     |         | Degree |

**CGM-14 Operating Characteristics<sup>1</sup>**

| Parameter                             | Symbol        | Minimum | Typical | Maximum | Unit   |
|---------------------------------------|---------------|---------|---------|---------|--------|
| Forward Current <sup>2</sup>          | $I_f$         |         | 900     | 2,300   | mA     |
| Forward Voltage <sup>3</sup>          | $V_f$         | 31.0    | 34.4    | 37.0    | V      |
| Power                                 |               |         | 30.4    | 86.3    | W      |
| Operating Case Temperature            | $T_c$         |         |         | 120     | °C     |
| Light Emitting Surface Diameter       | LES           |         | 14.5    |         | mm     |
| Thermal Resistance (junction-to-case) | $\Theta_{jc}$ |         | 0.22    |         | °C/W   |
| Junction Temperature                  | $T_j$         |         |         | 140     | °C     |
| Viewing Angle                         |               |         | 120     |         | Degree |

**CXM-18 Operating Characteristics<sup>1</sup>**

| Parameter                             | Symbol        | Minimum | Typical | Maximum | Unit   |
|---------------------------------------|---------------|---------|---------|---------|--------|
| Forward Current <sup>2</sup>          | $I_f$         |         | 800     | 2,500   | mA     |
| Forward Voltage <sup>3</sup>          | $V_f$         | 31.0    | 33.5    | 37.0    | V      |
| Power                                 |               |         | 26.8    | 93.8    | W      |
| Operating Case Temperature            | $T_c$         |         |         | 120     | °C     |
| Light Emitting Surface Diameter       | LES           |         | 17.5    |         | mm     |
| Thermal Resistance (junction-to-case) | $\Theta_{jc}$ |         | 0.17    |         | °C/W   |
| Junction Temperature                  | $T_j$         |         |         | 140     | °C     |
| Viewing Angle                         |               |         | 120     |         | Degree |

**CIM-22 Operating Characteristics<sup>1</sup>**

| Parameter                             | Symbol        | Minimum | Typical | Maximum | Unit   |
|---------------------------------------|---------------|---------|---------|---------|--------|
| Forward Current <sup>2</sup>          | $I_f$         |         | 990     | 3,000   | mA     |
| Forward Voltage <sup>3</sup>          | $V_f$         | 31.0    | 33.3    | 37.0    | V      |
| Power                                 |               |         | 33.2    | 112.5   | W      |
| Operating Case Temperature            | $T_c$         |         |         | 120     | °C     |
| Light Emitting Surface Diameter       | LES           |         | 22.0    |         | mm     |
| Thermal Resistance (junction-to-case) | $\Theta_{jc}$ |         | 0.16    |         | °C/W   |
| Junction Temperature                  | $T_j$         |         |         | 140     | °C     |
| Viewing Angle                         |               |         | 120     |         | Degree |

**CLM-22 Operating Characteristics<sup>1</sup>**

| Parameter                             | Symbol        | Minimum | Typical | Maximum | Unit   |
|---------------------------------------|---------------|---------|---------|---------|--------|
| Forward Current <sup>2</sup>          | $I_f$         |         | 1,050   | 3,500   | mA     |
| Forward Voltage <sup>3</sup>          | $V_f$         | 31.0    | 33.5    | 37.0    | V      |
| Power                                 |               |         | 35.2    | 131.3   | W      |
| Operating Case Temperature            | $T_c$         |         |         | 120     | °C     |
| Light Emitting Surface Diameter       | LES           |         | 22.0    |         | mm     |
| Thermal Resistance (junction-to-case) | $\Theta_{jc}$ |         | 0.14    |         | °C/W   |
| Junction Temperature                  | $T_j$         |         |         | 140     | °C     |
| Viewing Angle                         |               |         | 120     |         | Degree |

**CXM-22 Operating Characteristics<sup>1</sup>**

| Parameter                             | Symbol        | Minimum | Typical | Maximum | Unit   |
|---------------------------------------|---------------|---------|---------|---------|--------|
| Forward Current <sup>2</sup>          | $I_f$         |         | 1,050   | 3,500   | mA     |
| Forward Voltage <sup>3</sup>          | $V_f$         | 48.0    | 50.0    | 55.0    | V      |
| Power                                 |               |         | 52.8    | 198.7   | W      |
| Operating Case Temperature            | $T_c$         |         |         | 120     | °C     |
| Light Emitting Surface Diameter       | LES           |         | 22.0    |         | mm     |
| Thermal Resistance (junction-to-case) | $\Theta_{jc}$ |         | 0.12    |         | °C/W   |
| Junction Temperature                  | $T_j$         |         |         | 140     | °C     |
| Viewing Angle                         |               |         | 120     |         | Degree |

**CGM-22 Operating Characteristics<sup>1</sup>**

| Parameter                             | Symbol        | Minimum | Typical | Maximum | Unit   |
|---------------------------------------|---------------|---------|---------|---------|--------|
| Forward Current <sup>2</sup>          | $I_f$         |         | 1,600   | 4,000   | mA     |
| Forward Voltage <sup>3</sup>          | $V_f$         | 48.0    | 50.8    | 55.0    | V      |
| Power                                 |               |         | 81.1    | 225.7   | W      |
| Operating Case Temperature            | $T_c$         |         |         | 120     | °C     |
| Light Emitting Surface Diameter       | LES           |         | 22.0    |         | mm     |
| Thermal Resistance (junction-to-case) | $\Theta_{jc}$ |         | 0.11    |         | °C/W   |
| Junction Temperature                  | $T_j$         |         |         | 140     | °C     |
| Viewing Angle                         |               |         | 120     |         | Degree |

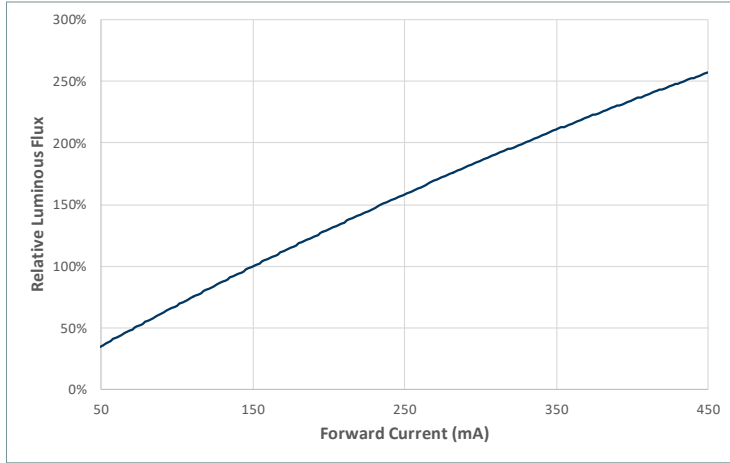
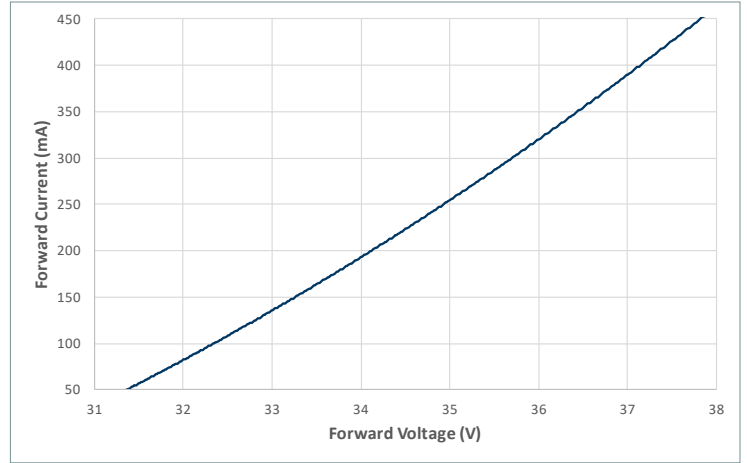
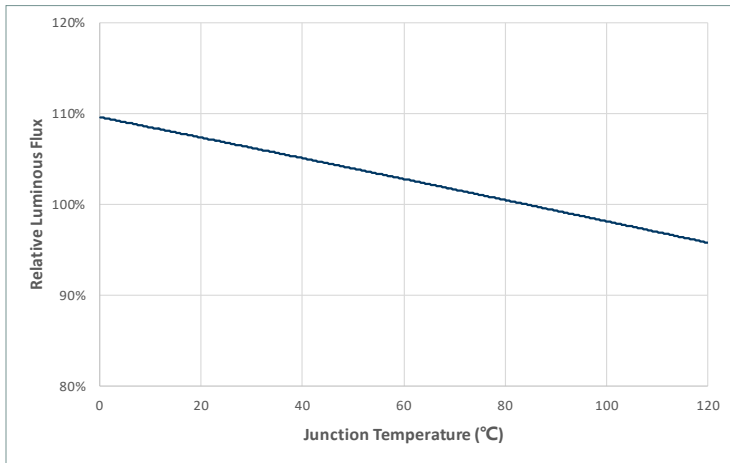
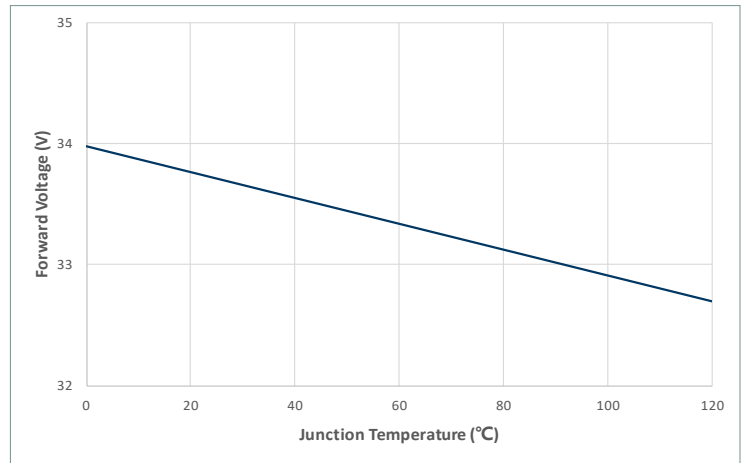
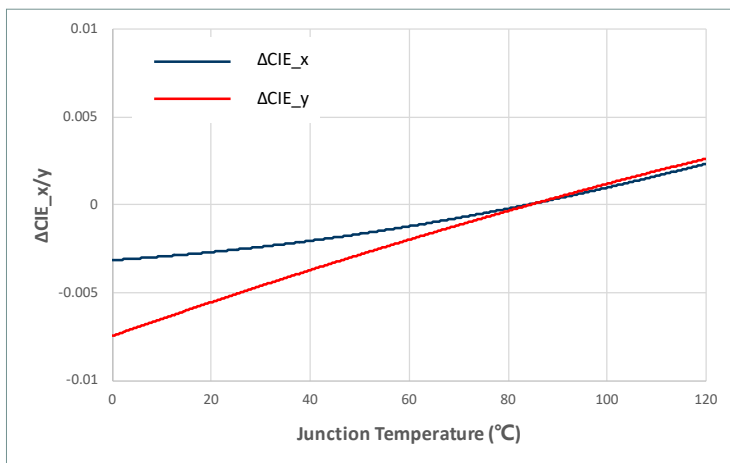
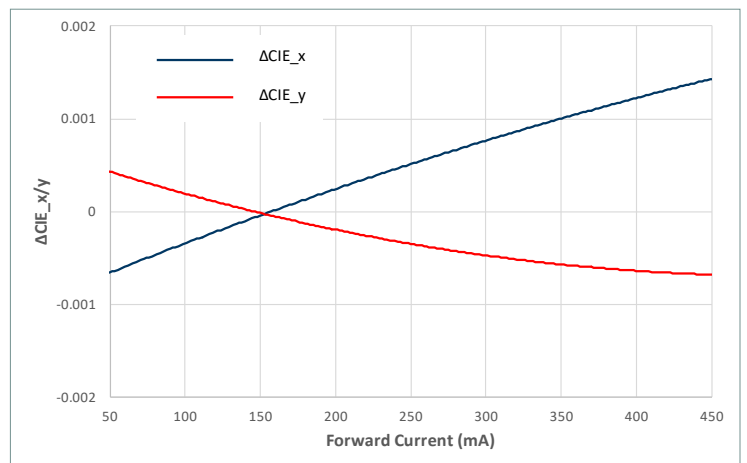
**CXM-32 Operating Characteristics<sup>1</sup>**

| Parameter                             | Symbol        | Minimum | Typical | Maximum | Unit   |
|---------------------------------------|---------------|---------|---------|---------|--------|
| Forward Current <sup>2</sup>          | $I_f$         |         | 2,400   | 5,000   | mA     |
| Forward Voltage <sup>3</sup>          | $V_f$         | 48.0    | 50.8    | 55.0    | V      |
| Power                                 |               |         | 122.9   | 284.8   | W      |
| Operating Case Temperature            | $T_c$         |         |         | 120     | °C     |
| Light Emitting Surface Diameter       | LES           |         | 32.8    |         | mm     |
| Thermal Resistance (junction-to-case) | $\Theta_{jc}$ |         | 0.07    |         | °C/W   |
| Junction Temperature                  | $T_j$         |         |         | 140     | °C     |
| Viewing Angle                         |               |         | 120     |         | Degree |

**Notes:**

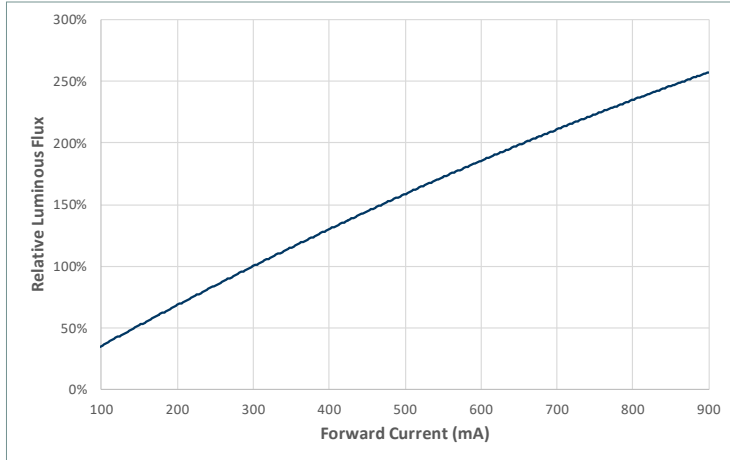
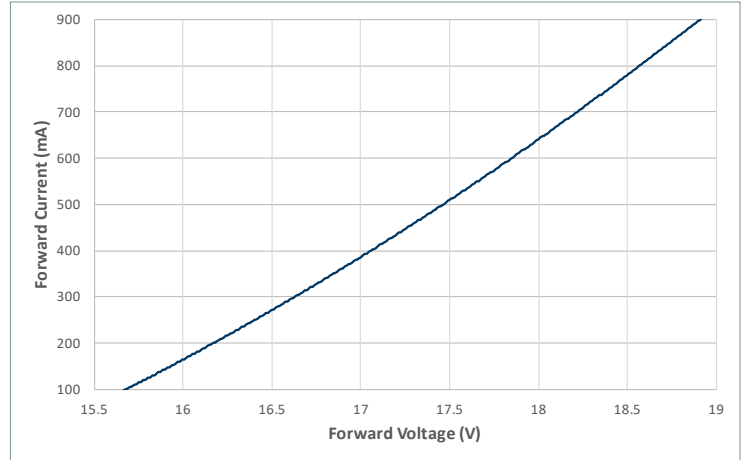
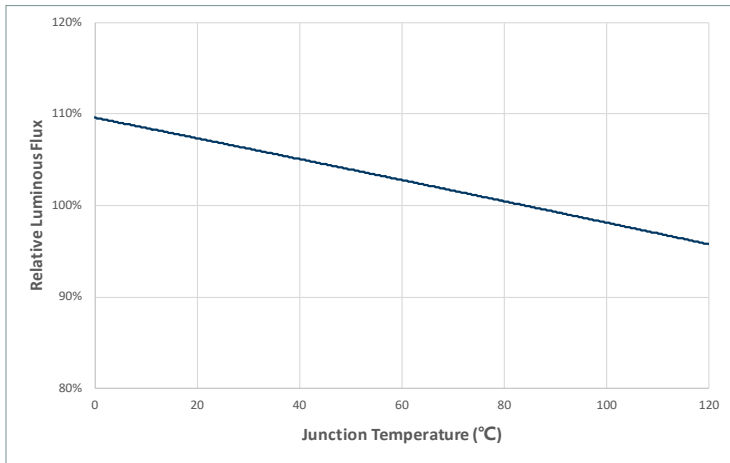
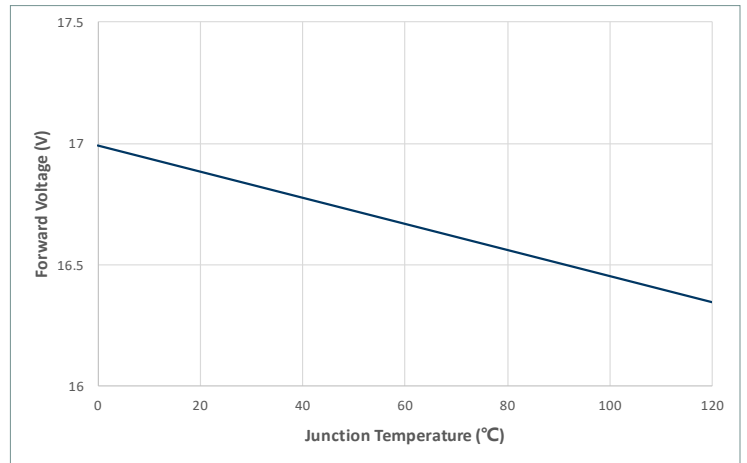
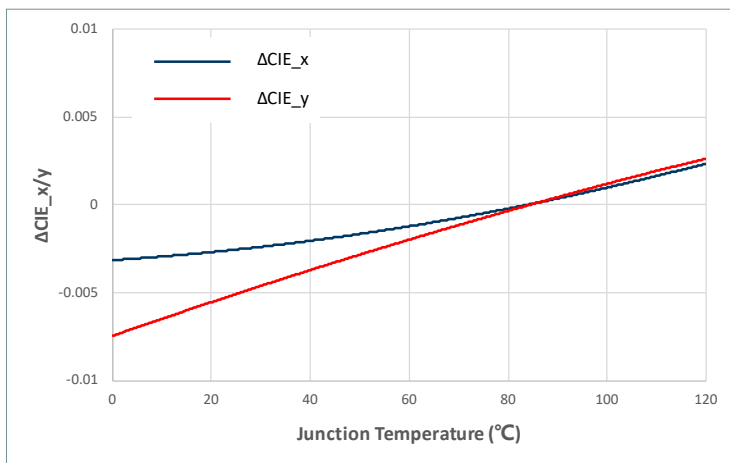
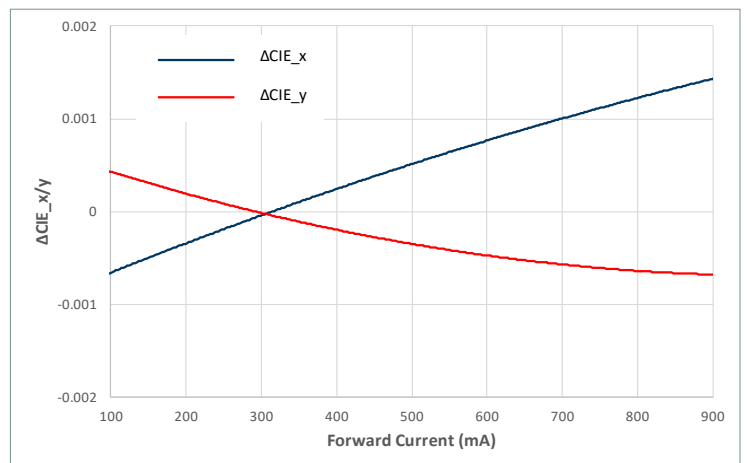
1. Ratings are based on operation at a constant junction temperature of  $T_j = 85^\circ\text{C}$ .
2. To prevent damage refer to operating conditions and derating curves for appropriate maximum operating conditions
3. Voltage is rated at typical forward current. For voltage at higher drive current, refer to performance graphs.
4. Device operation not recommended at drive currents less than 10% of the typical value
5. Caution must be taken not to stare at the light emitted from these LEDs. Under special circumstances, the high intensity could damage the eye.
6. All product operating specifications are subject to change without advance notice.

### CXM-6 36V Optical & Electrical Characteristics

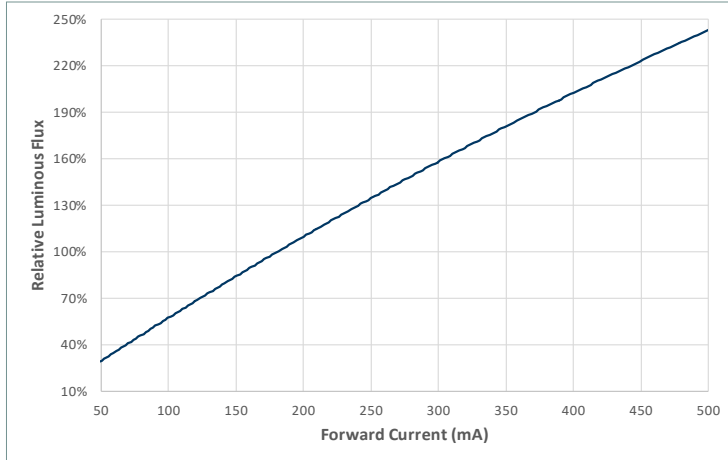
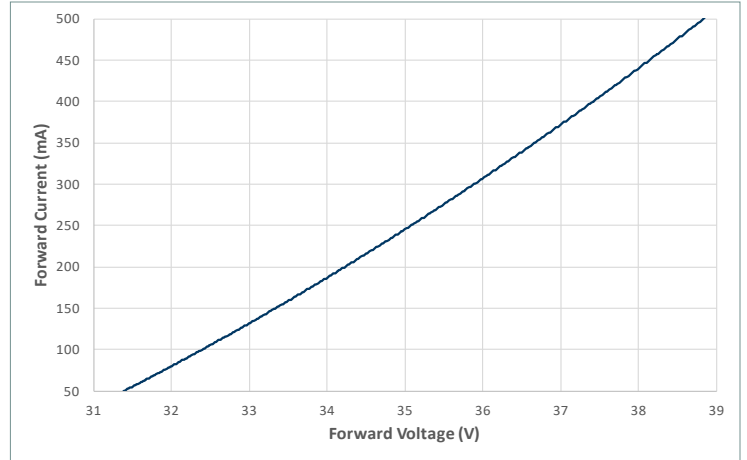
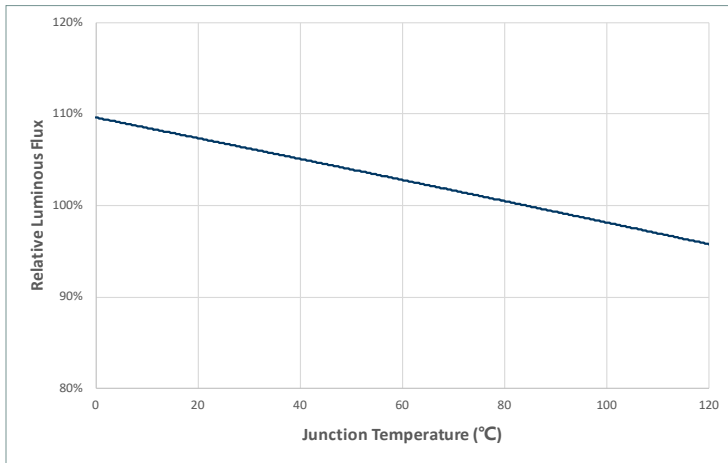
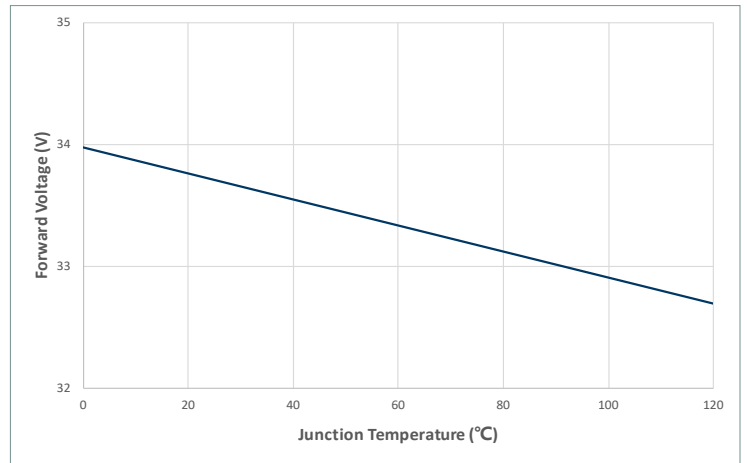
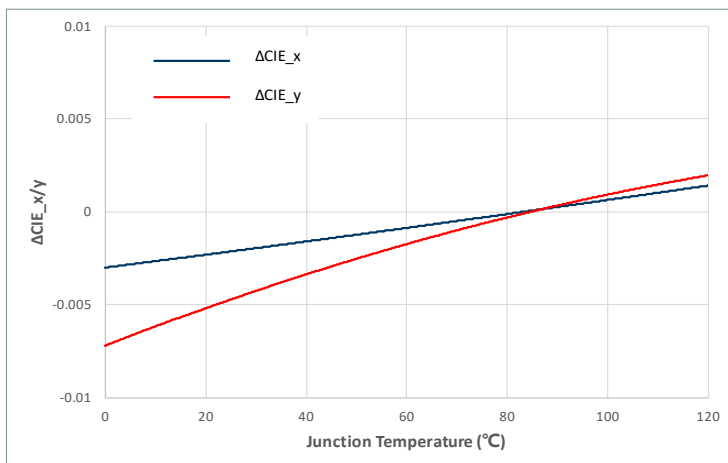
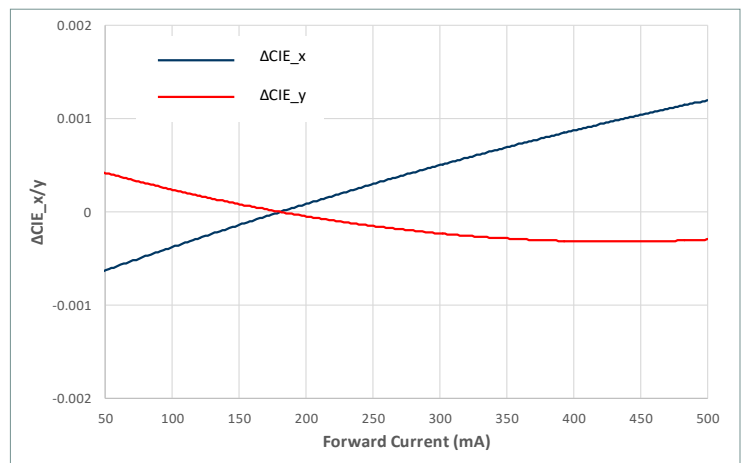
**Relative Output Flux vs. Forward Current @ 85°C**

**Forward Current vs. Forward Voltage @ 85°C**

**Relative Output Flux vs. Junction Temperature**

**Change in Voltage vs. Junction Temperature**

**Change in CIE\_x/y vs. Junction Temp. (3000K, 90CRI)**

**Change in CIE\_x/y vs. Forward Current (3000K, 90CRI)**


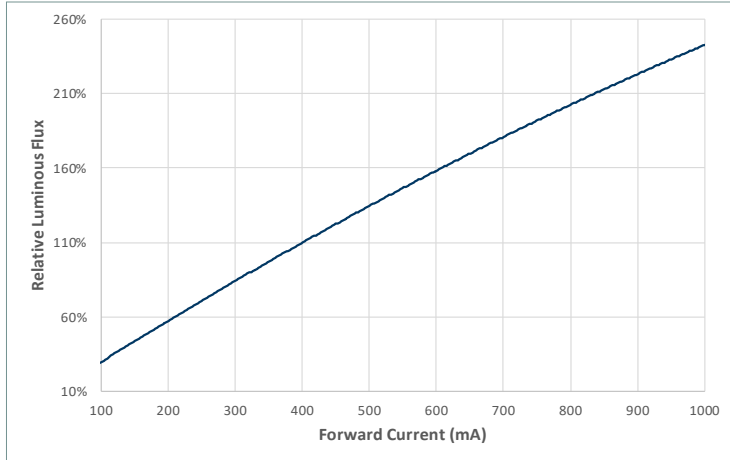
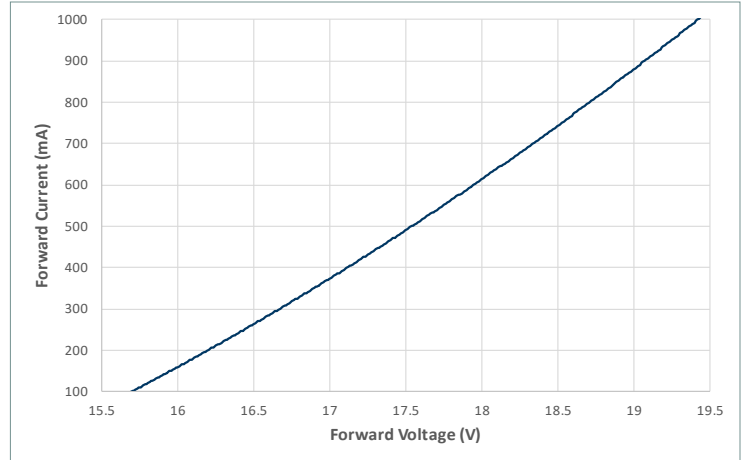
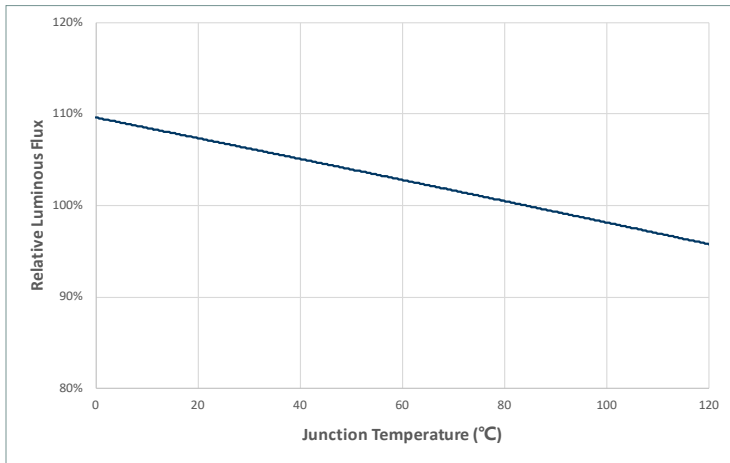
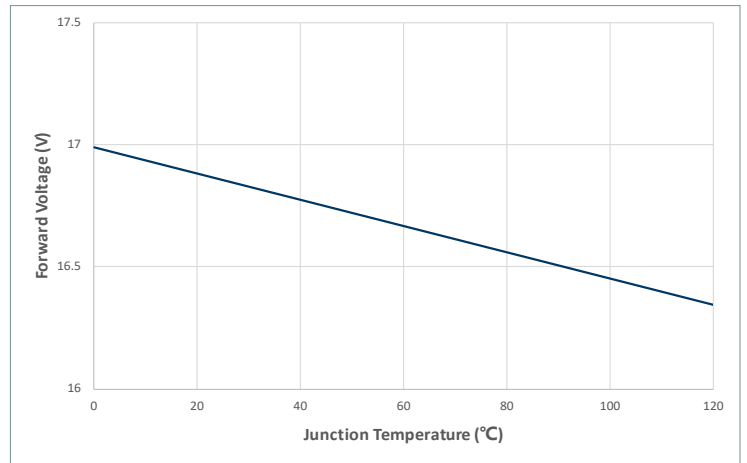
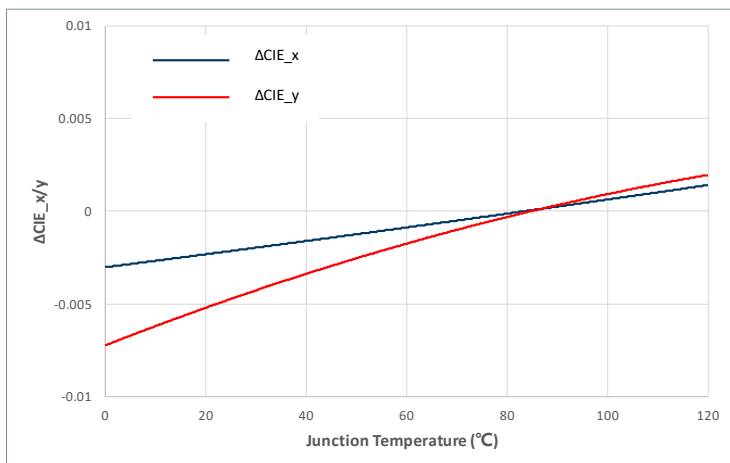
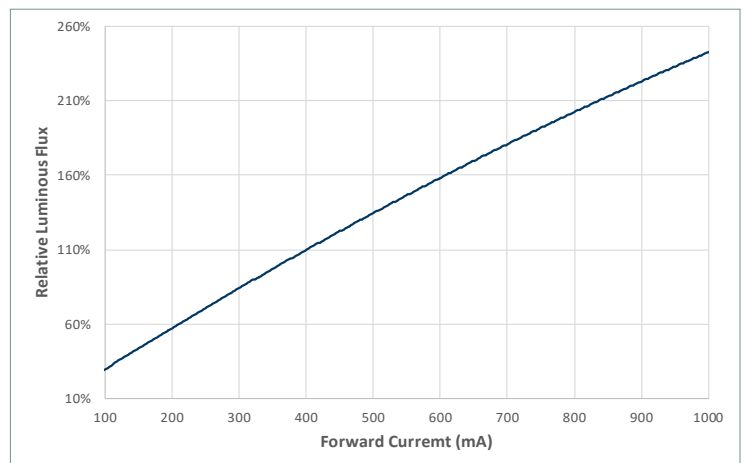


### CXM-6 18V Optical & Electrical Characteristics

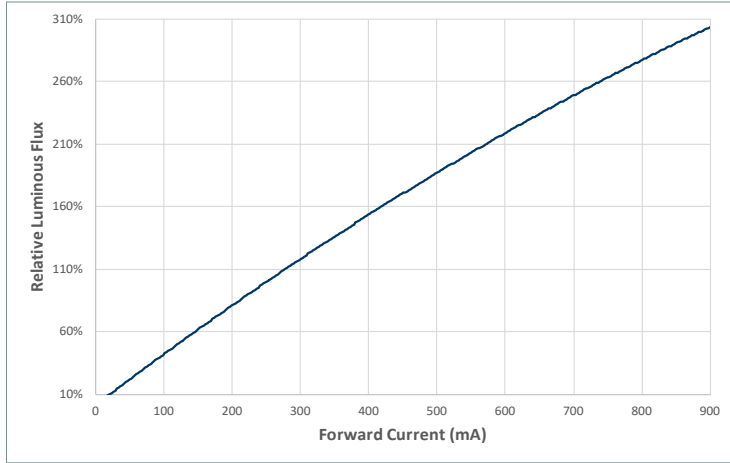
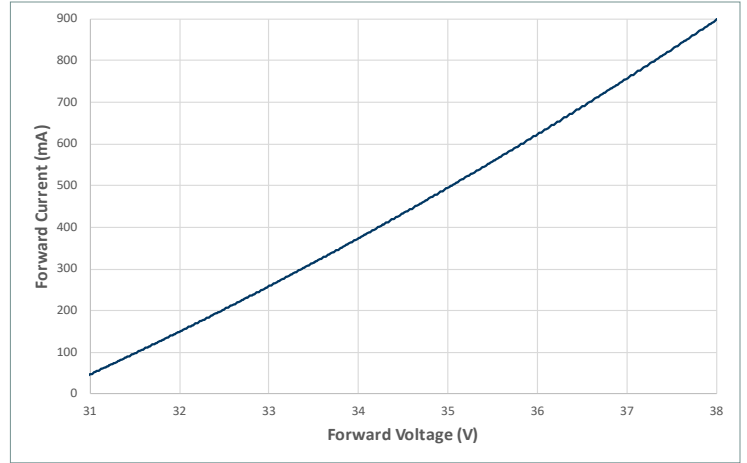
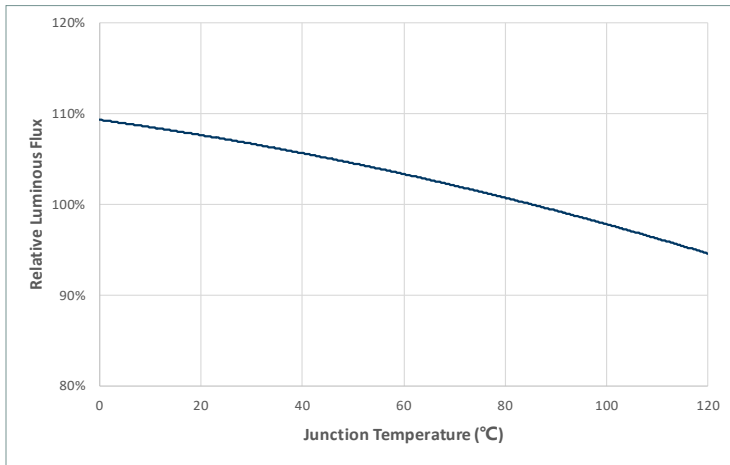
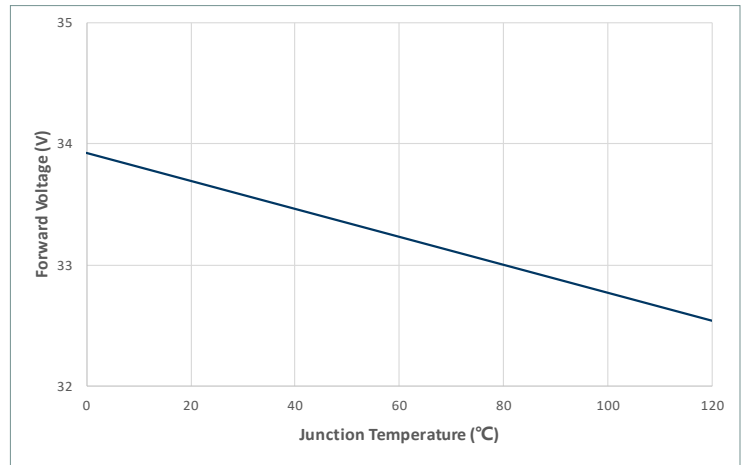
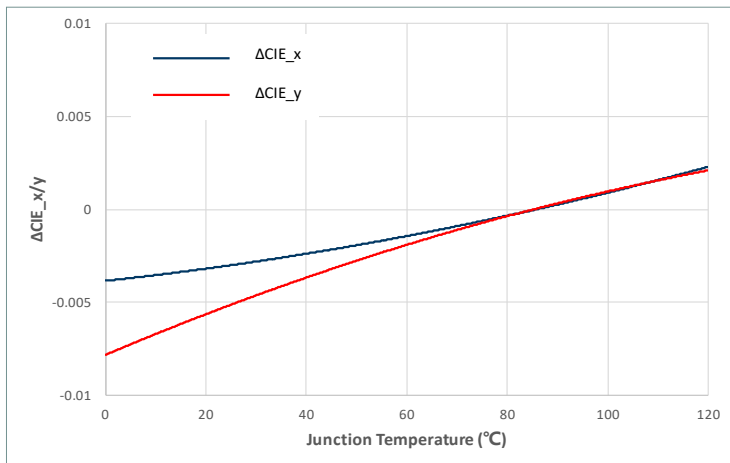
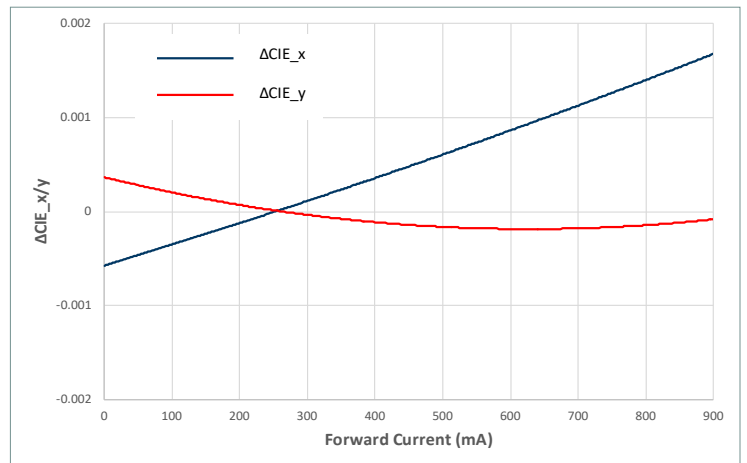
**Relative Output Flux vs. Forward Current @ 85°C**

**Forward Current vs. Forward Voltage @ 85°C**

**Relative Output Flux vs. Junction Temperature**

**Change in Voltage vs. Junction Temperature**

**Change in CIE\_x/y vs. Junction Temp. (3000K, 90CRI)**

**Change in CIE\_x/y vs. Forward Current (3000K, 90CRI)**


### CIM-9 36V Optical & Electrical Characteristics

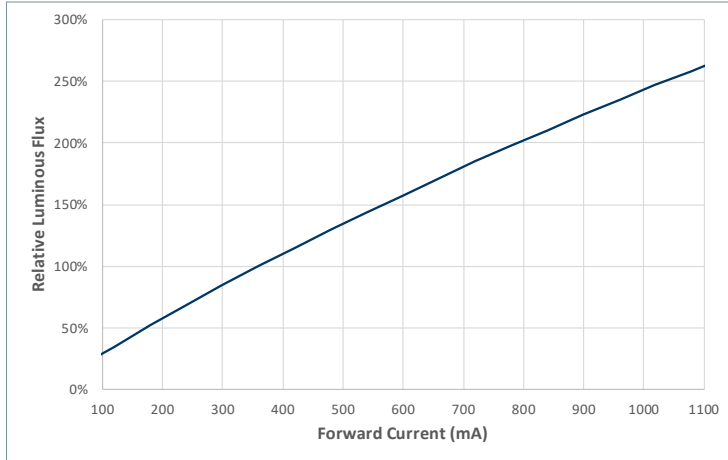
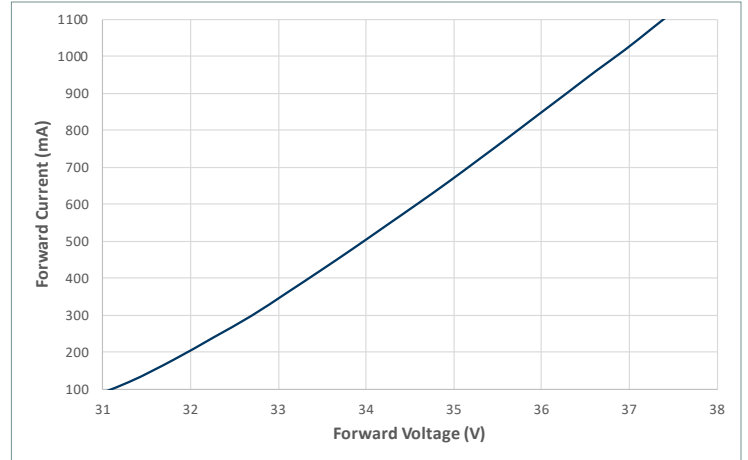
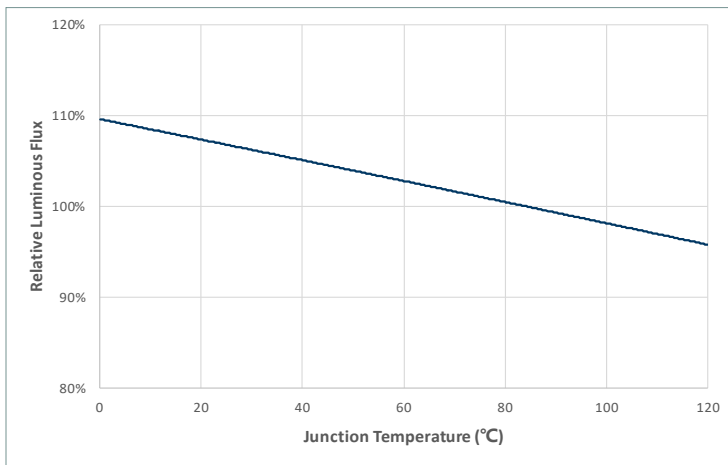
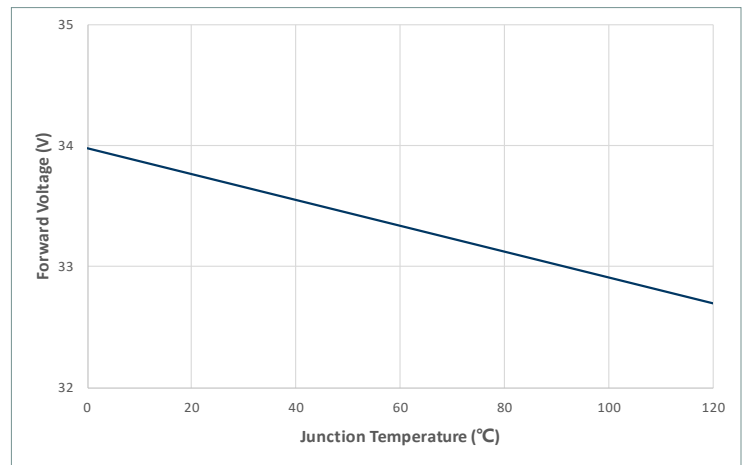
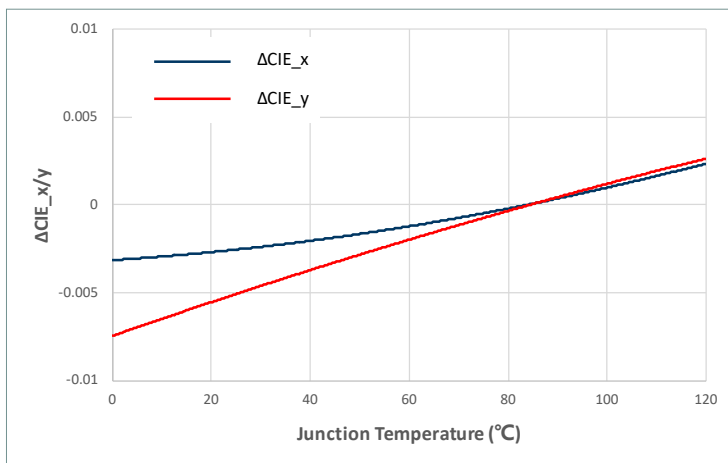
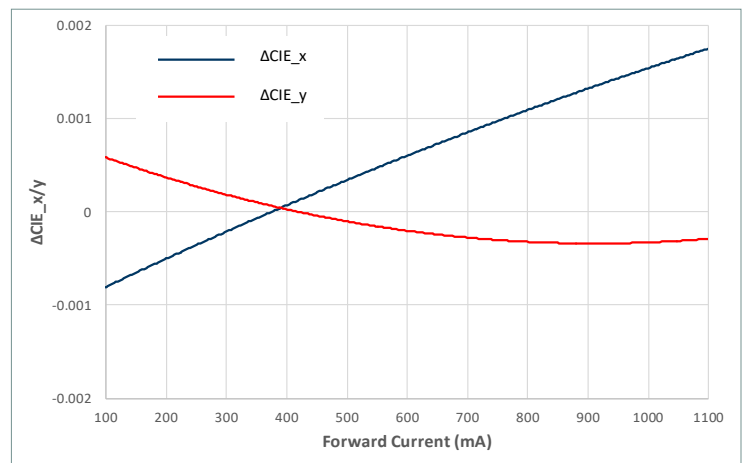
**Relative Output Flux vs. Forward Current @ 85°C**

**Forward Current vs. Forward Voltage @ 85°C**

**Relative Output Flux vs. Junction Temperature**

**Change in Voltage vs. Junction Temperature**

**Change in CIE\_x/y vs. Junction Temp. (3000K, 90CRI)**

**Change in CIE\_x/y vs. Forward Current (3000K, 90CRI)**


**CIM-9 18V Optical & Electrical Characteristics**
**Relative Output Flux vs. Forward Current @ 85°C**

**Forward Current vs. Forward Voltage @ 85°C**

**Relative Output Flux vs. Junction Temperature**

**Change in Voltage vs. Junction Temperature**

**Change in CIE\_x/y vs. Junction Temp. (3000K, 90CRI)**

**Change in CIE\_x/y vs. Forward Current (3000K, 90CRI)**


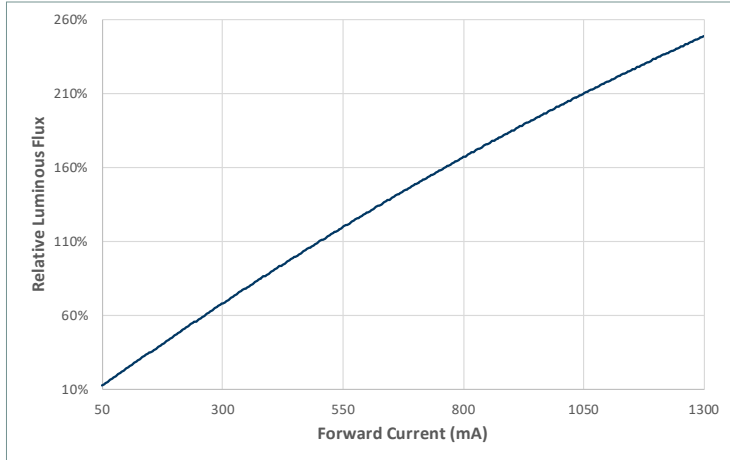
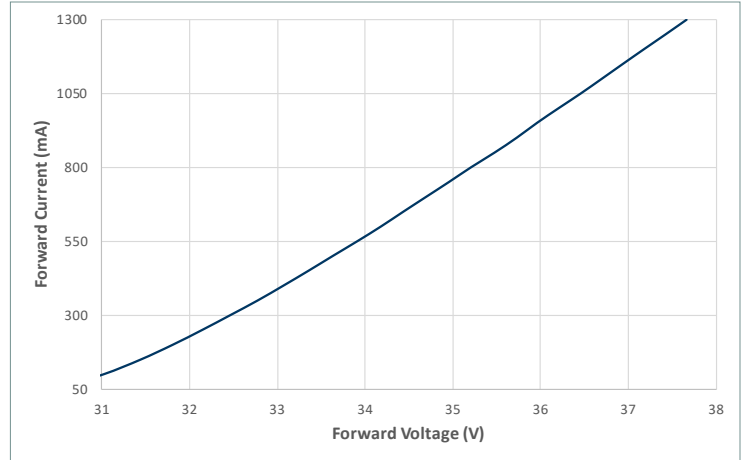
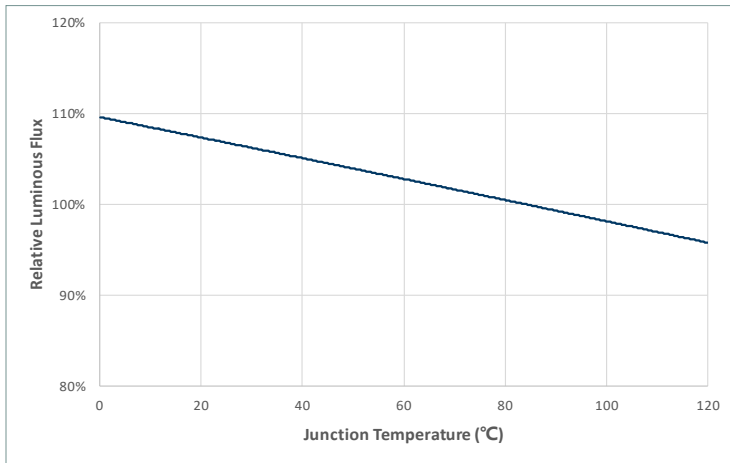
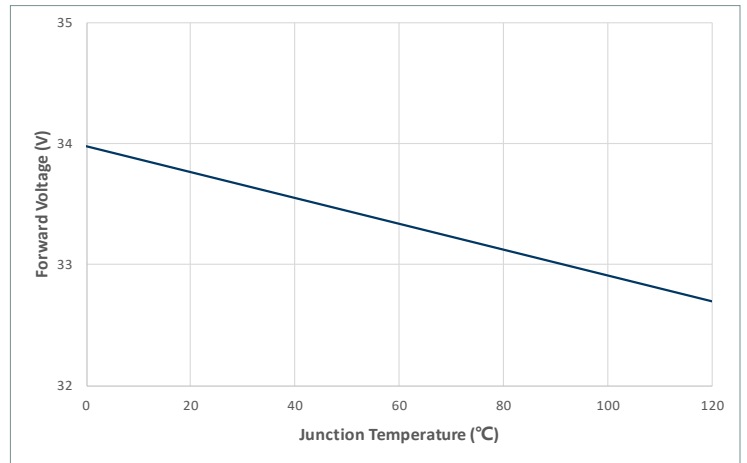
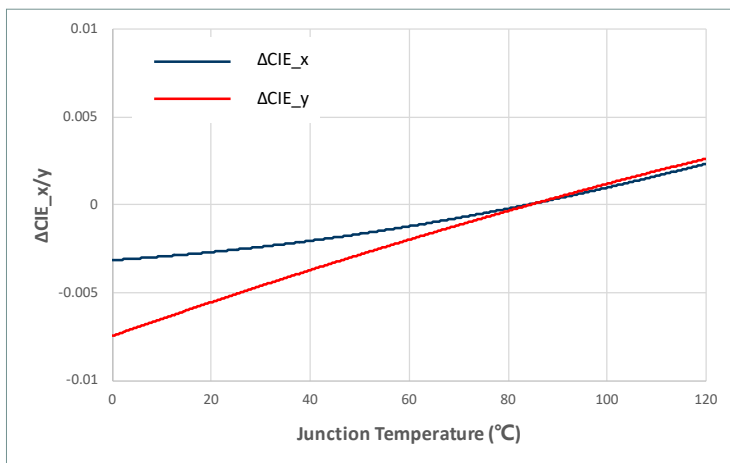
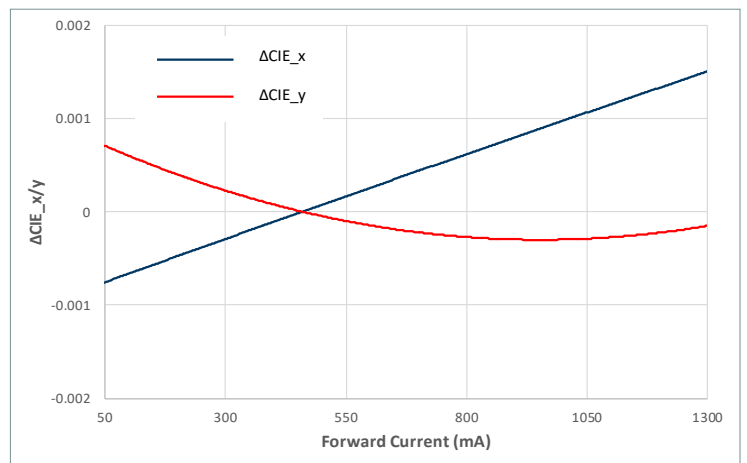
### CLM-9 Optical & Electrical Characteristics

**Relative Output Flux vs. Forward Current @ 85°C**

**Forward Current vs. Forward Voltage @ 85°C**

**Relative Output Flux vs. Junction Temperature**

**Change in Voltage vs. Junction Temperature**

**Change in CIE\_x/y vs. Junction Temp. (3000K, 90CRI)**

**Change in CIE\_x/y vs. Forward Current (3000K, 90CRI)**


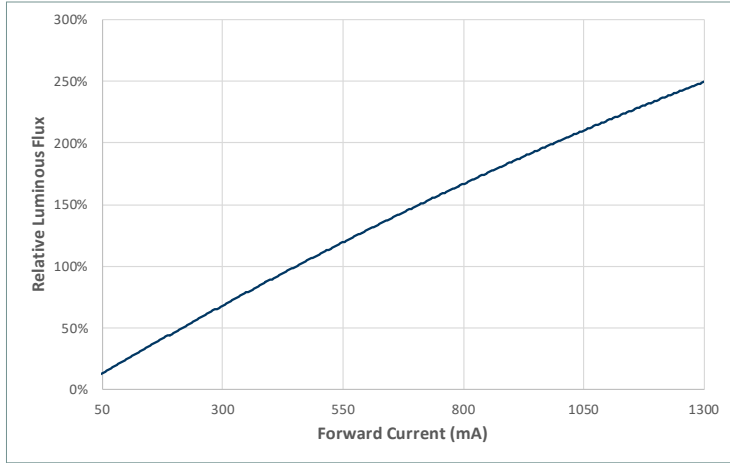
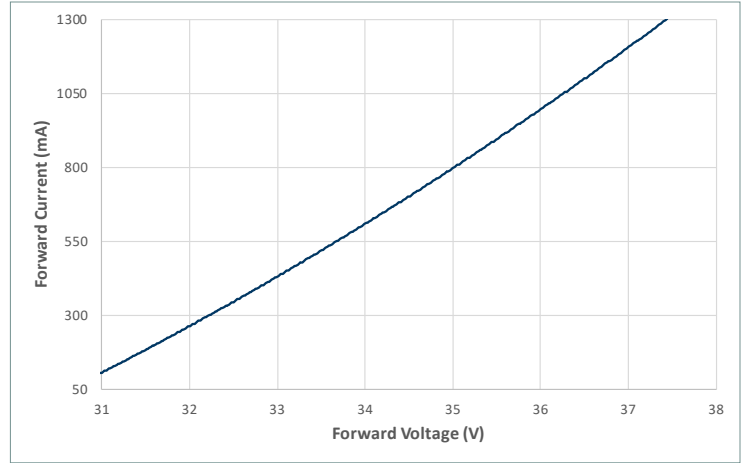
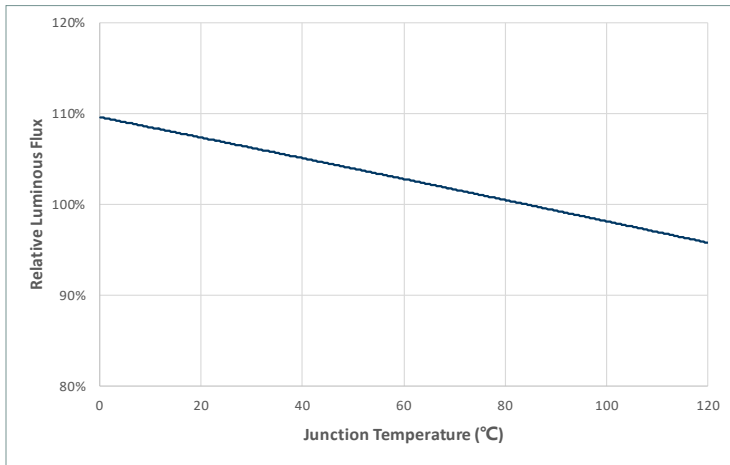
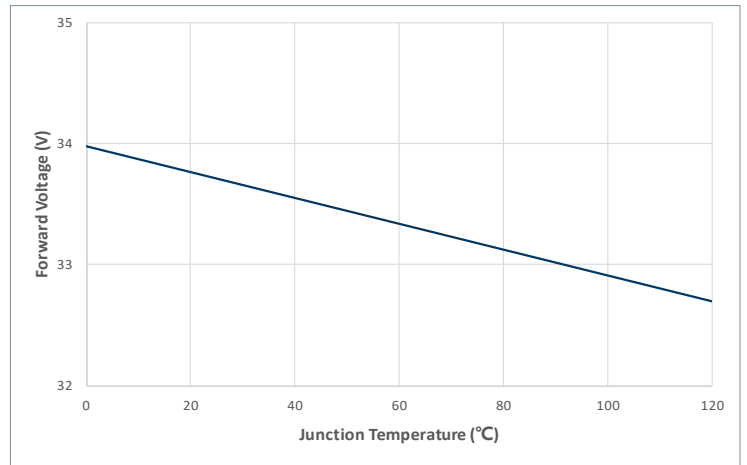
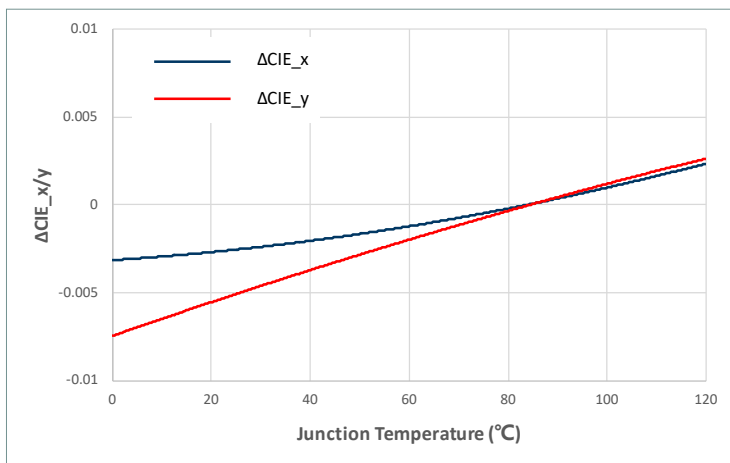
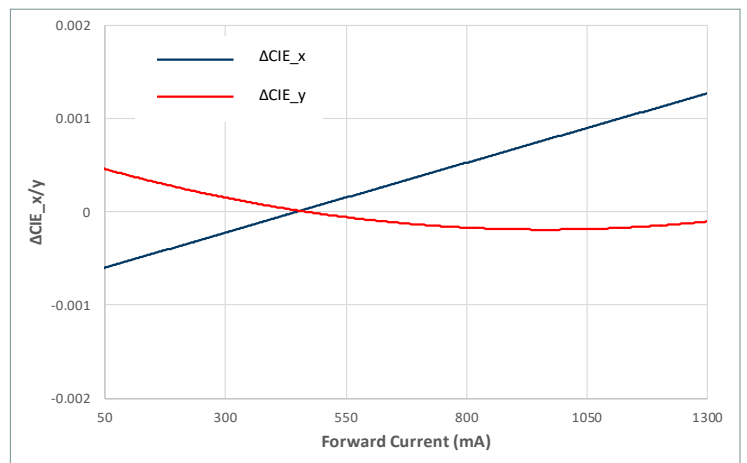
### CXM-9 Optical & Electrical Characteristics

**Relative Output Flux vs. Forward Current @ 85°C**

**Forward Current vs. Forward Voltage @ 85°C**

**Relative Output Flux vs. Junction Temperature**

**Change in Voltage vs. Junction Temperature**

**Change in CIE\_x/y vs. Junction Temp. (3000K, 90CRI)**

**Change in CIE\_x/y vs. Forward Current (3000K, 90CRI)**


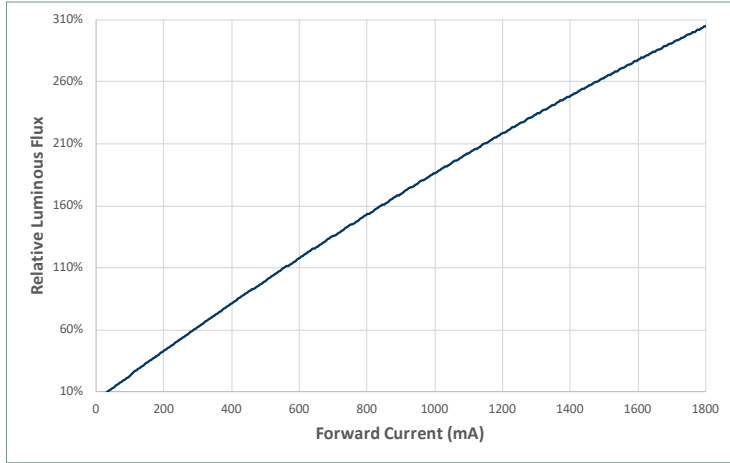
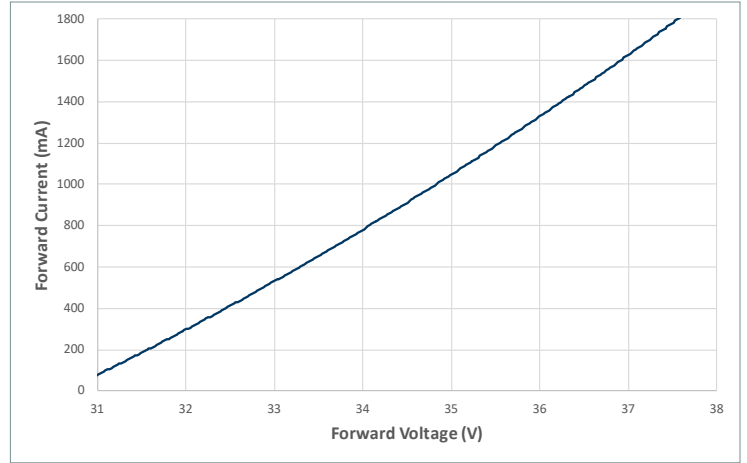
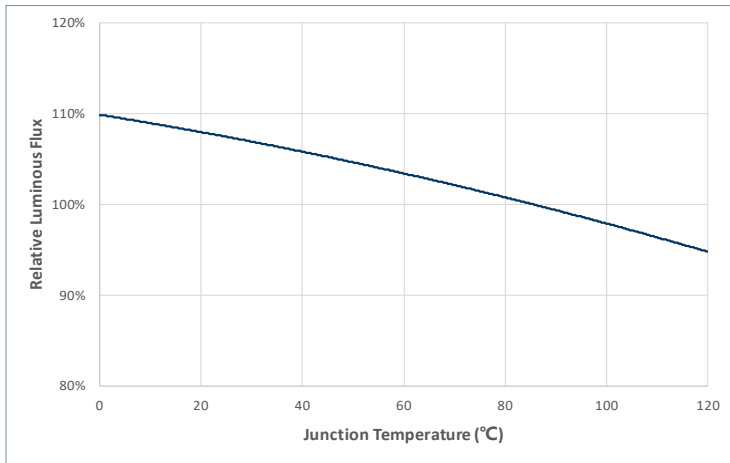
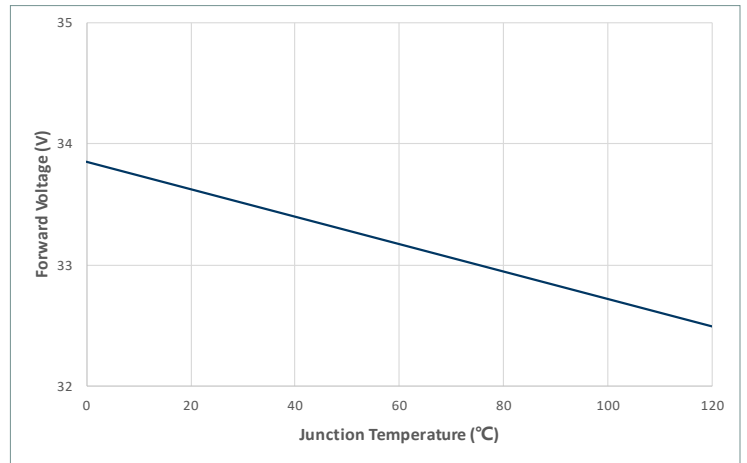
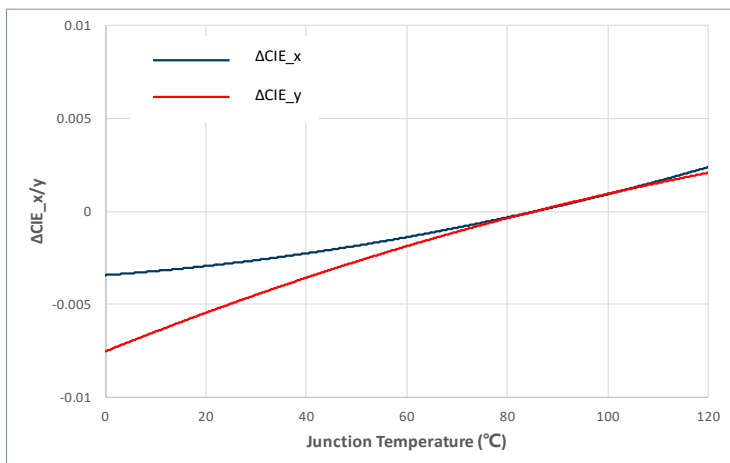
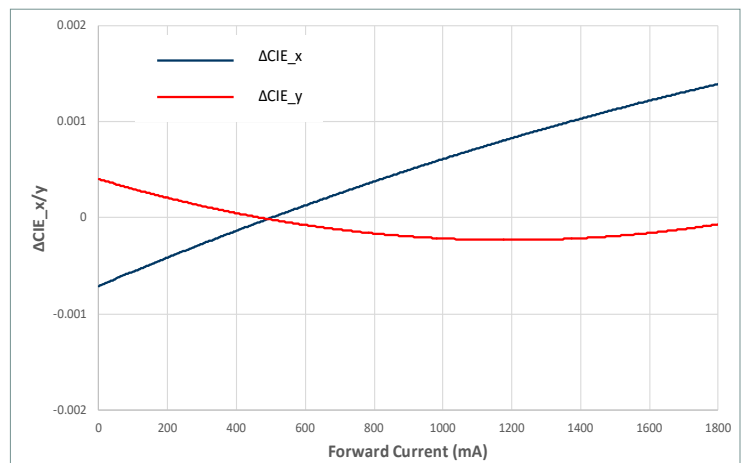
### CXM-11 Optical & Electrical Characteristics

**Relative Output Flux vs. Forward Current @ 85°C**

**Forward Current vs. Forward Voltage @ 85°C**

**Relative Output Flux vs. Junction Temperature**

**Change in Voltage vs. Junction Temperature**

**Change in CIE\_x/y vs. Junction Temp. (3000K, 90CRI)**

**Change in CIE\_x/y vs. Forward Current (3000K, 90CRI)**


### CIM-14 Optical & Electrical Characteristics

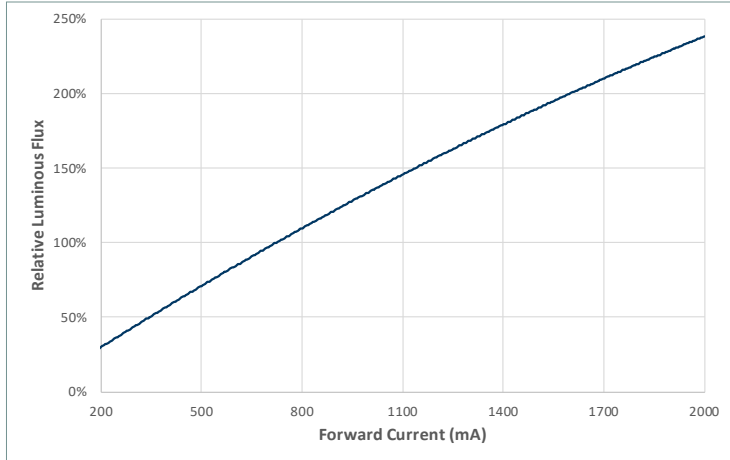
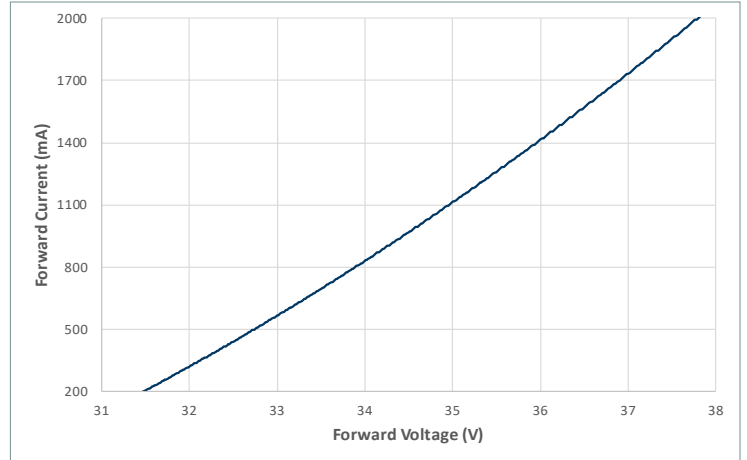
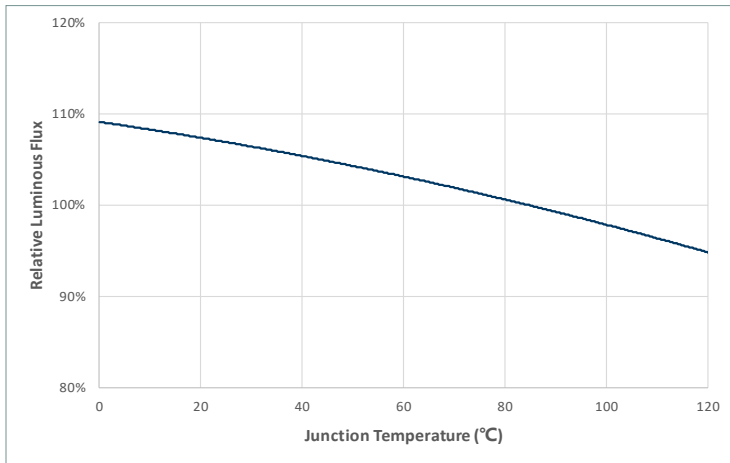
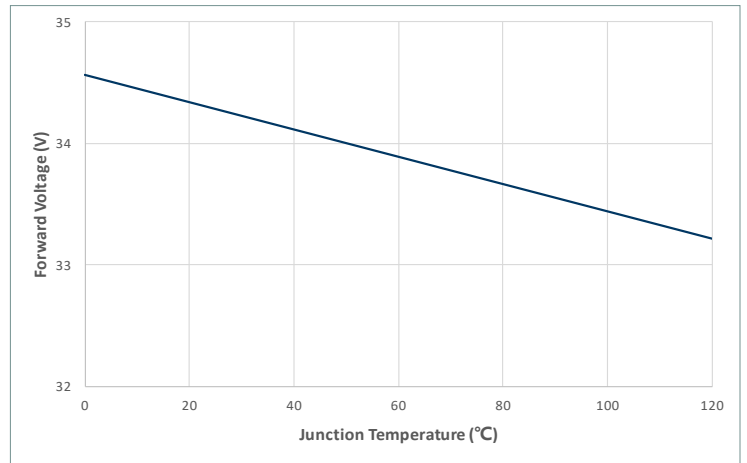
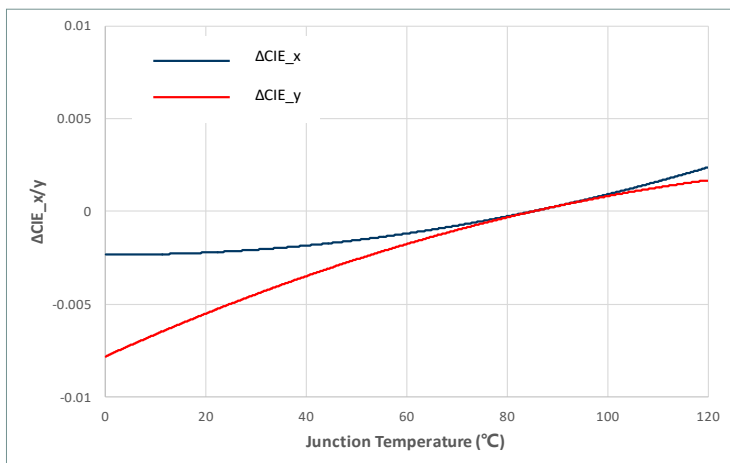
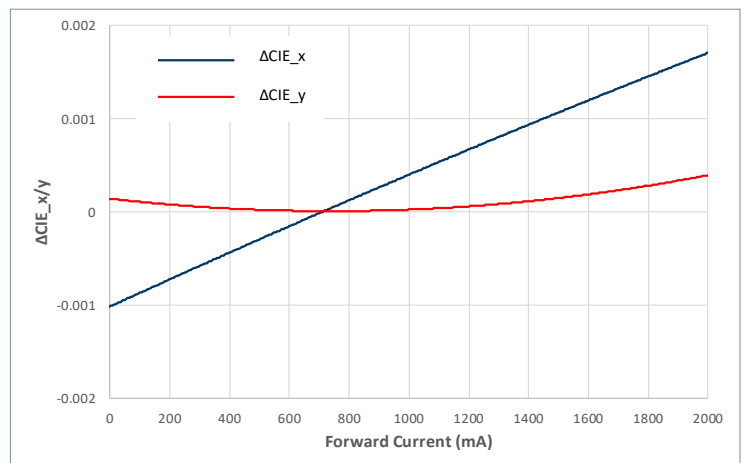
**Relative Output Flux vs. Forward Current @ 85°C**

**Forward Current vs. Forward Voltage @ 85°C**

**Relative Output Flux vs. Junction Temperature**

**Change in Voltage vs. Junction Temperature**

**Change in CIE\_x/y vs. Junction Temp. (3000K, 90CRI)**

**Change in CIE\_x/y vs. Forward Current (3000K, 90CRI)**


### CLM-14 Optical & Electrical Characteristics

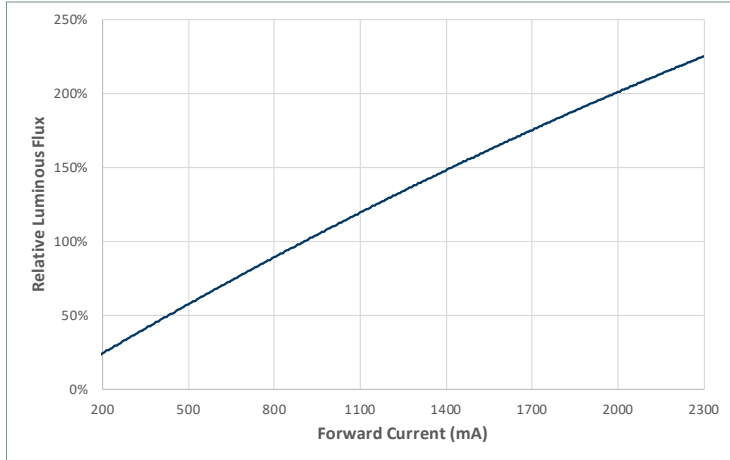
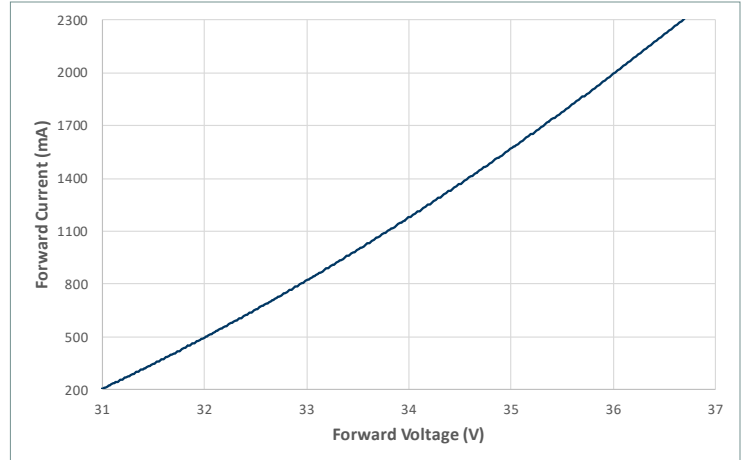
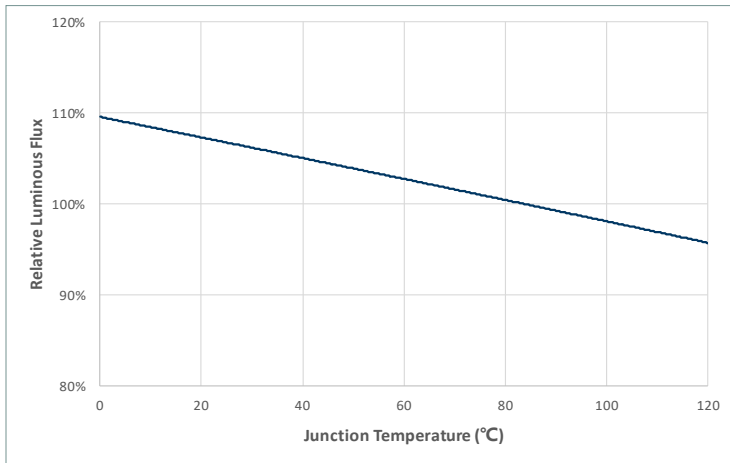
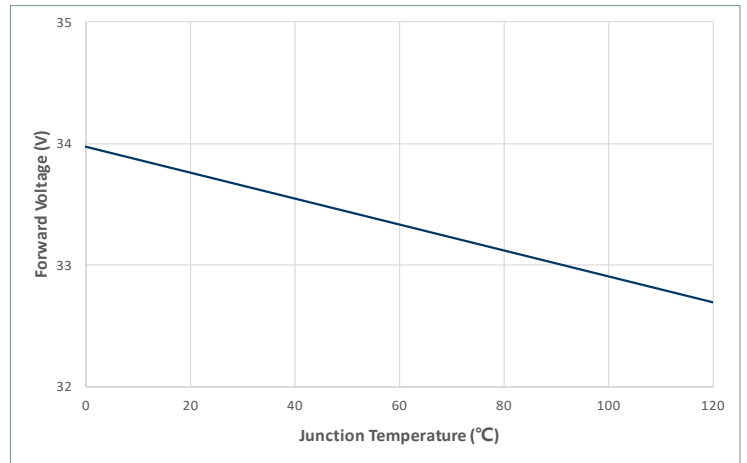
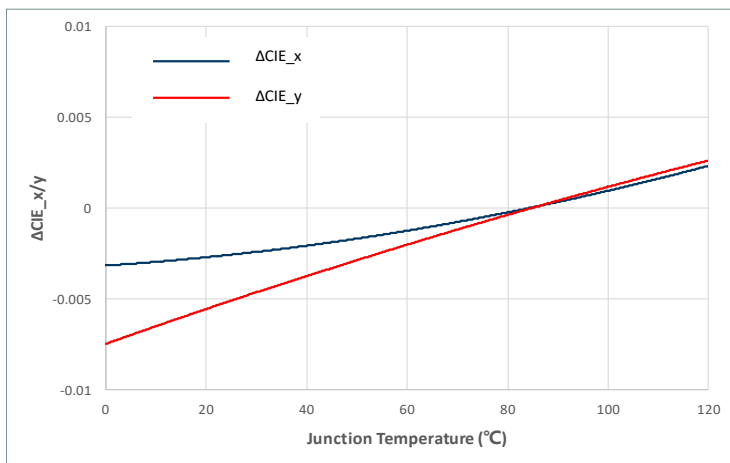
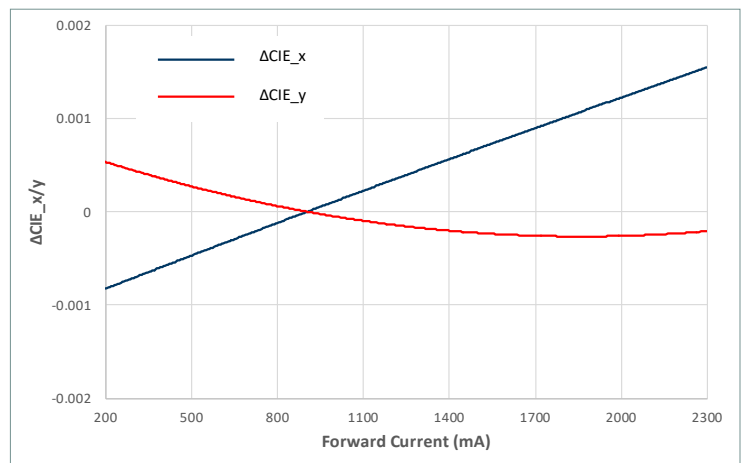
**Relative Output Flux vs. Forward Current @ 85°C**

**Forward Current vs. Forward Voltage @ 85°C**

**Relative Output Flux vs. Junction Temperature**

**Change in Voltage vs. Junction Temperature**

**Change in CIE\_x/y vs. Junction Temp. (3000K, 90CRI)**

**Change in CIE\_x/y vs. Forward Current (3000K, 90CRI)**


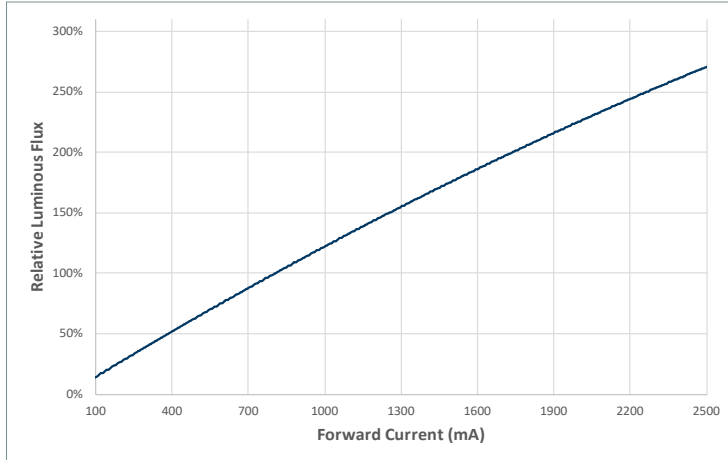
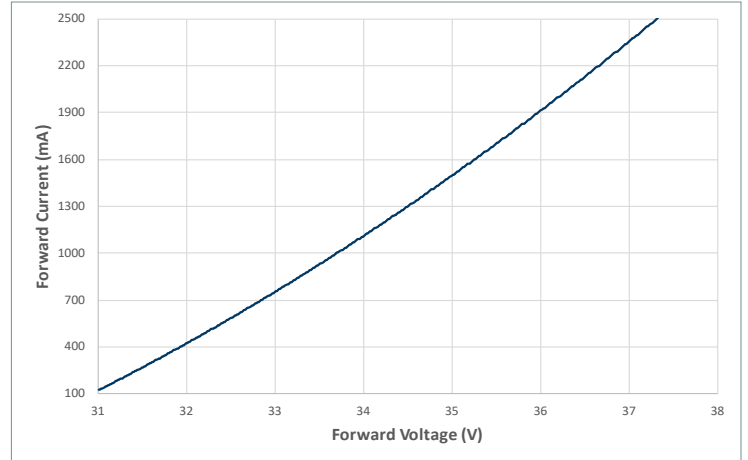
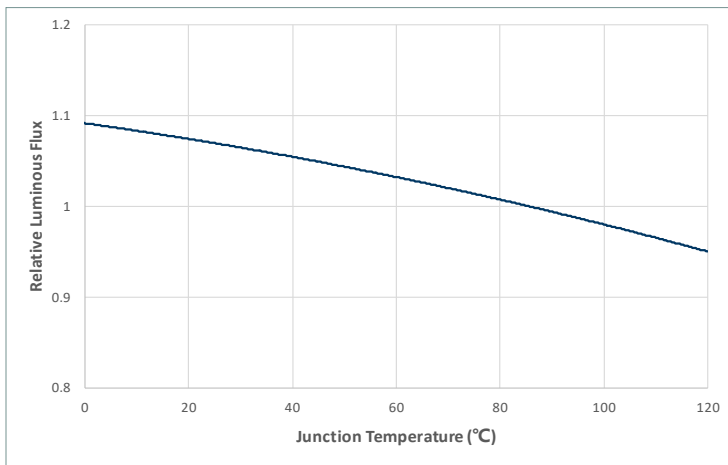
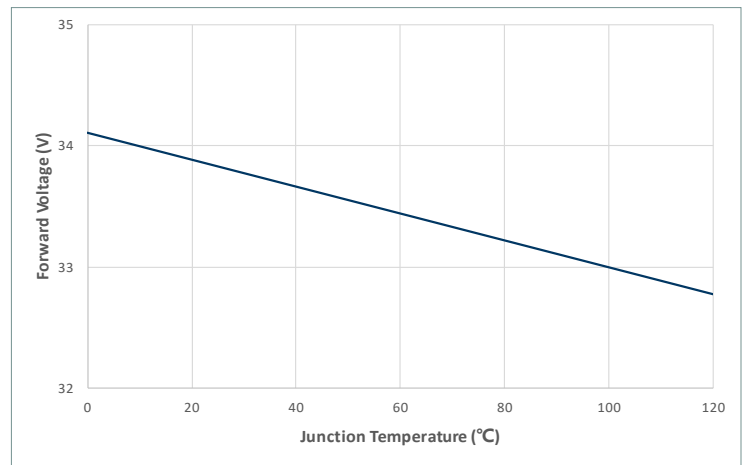
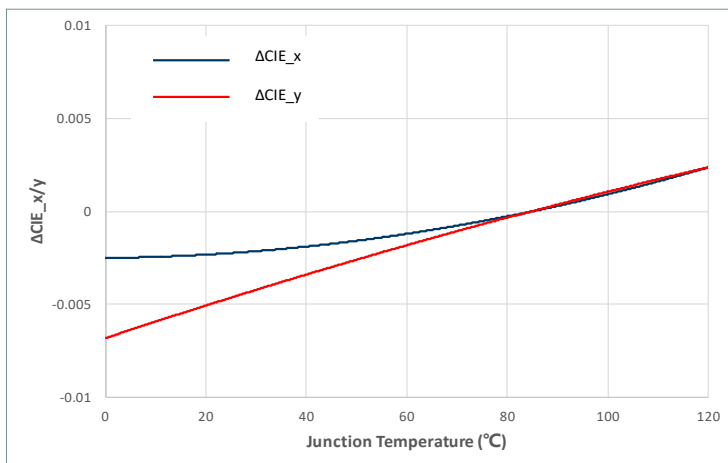
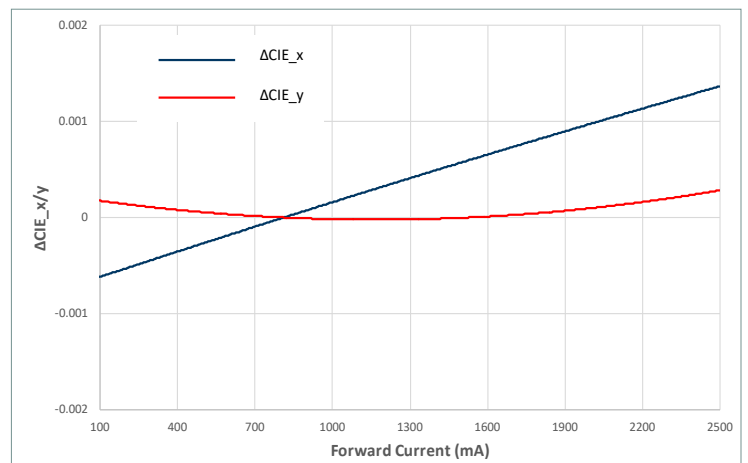


### CXM-14 Optical & Electrical Characteristics

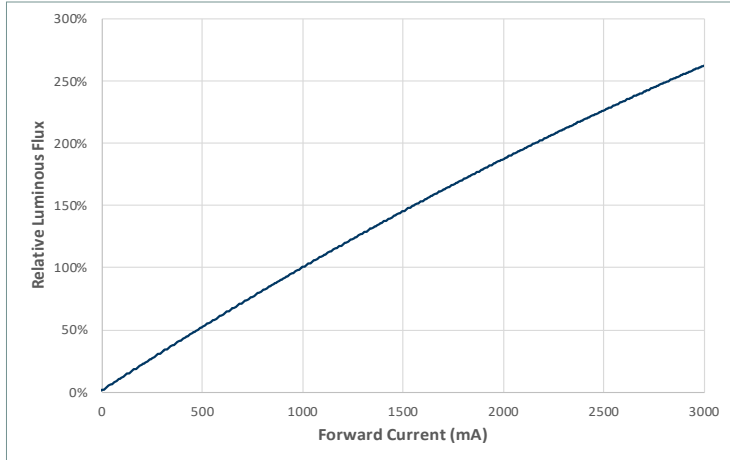
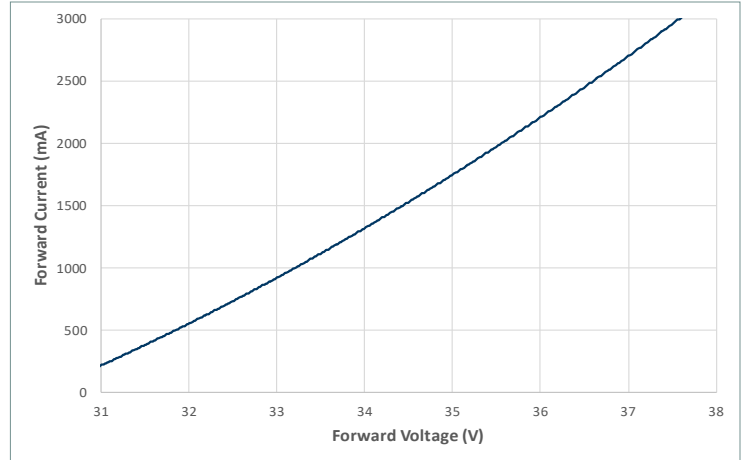
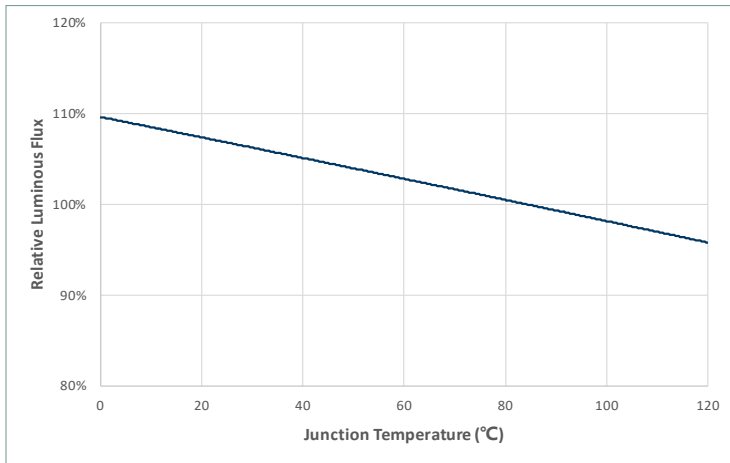
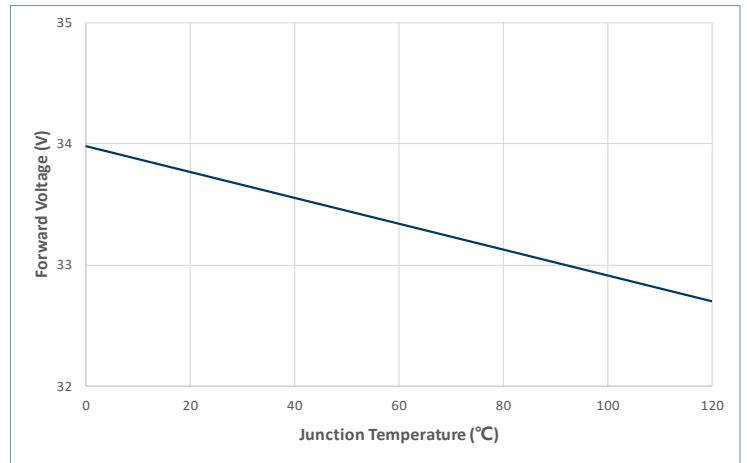
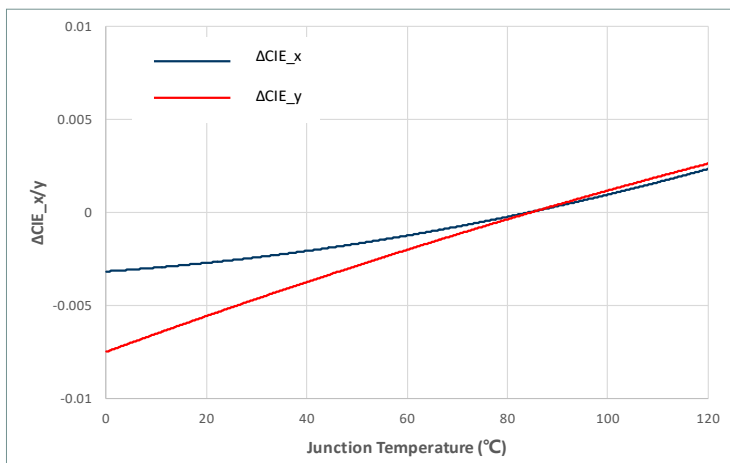
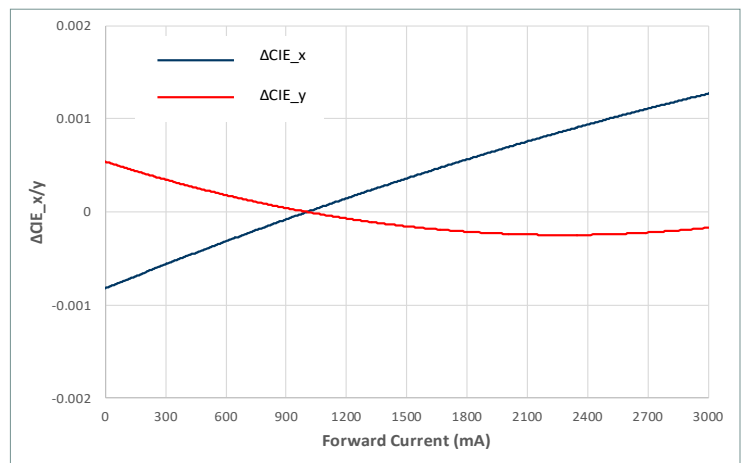
**Relative Output Flux vs. Forward Current @ 85°C**

**Forward Current vs. Forward Voltage @ 85°C**

**Relative Output Flux vs. Junction Temperature**

**Change in Voltage vs. Junction Temperature**

**Change in CIE\_x/y vs. Junction Temp. (3000K, 90CRI)**

**Change in CIE\_x/y vs. Forward Current (3000K, 90CRI)**


### CGM-14 Optical & Electrical Characteristics

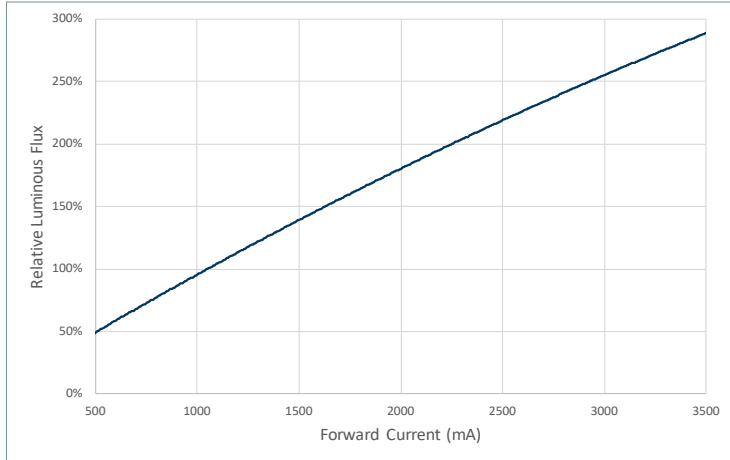
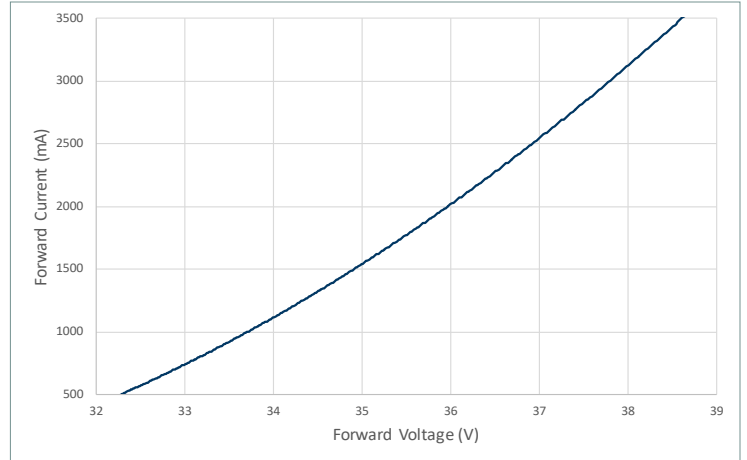
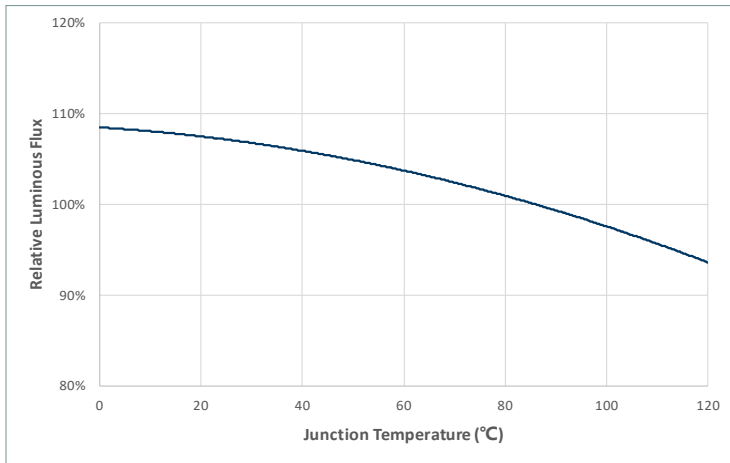
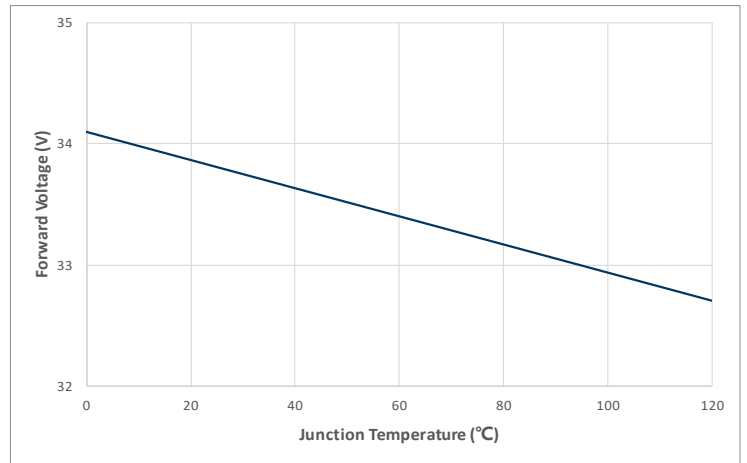
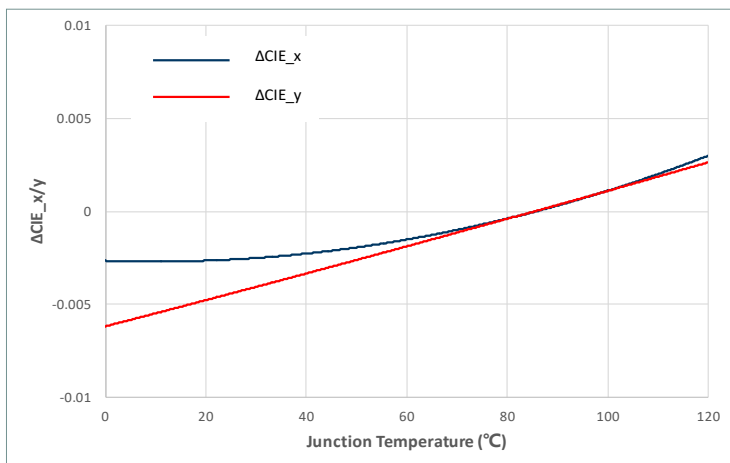
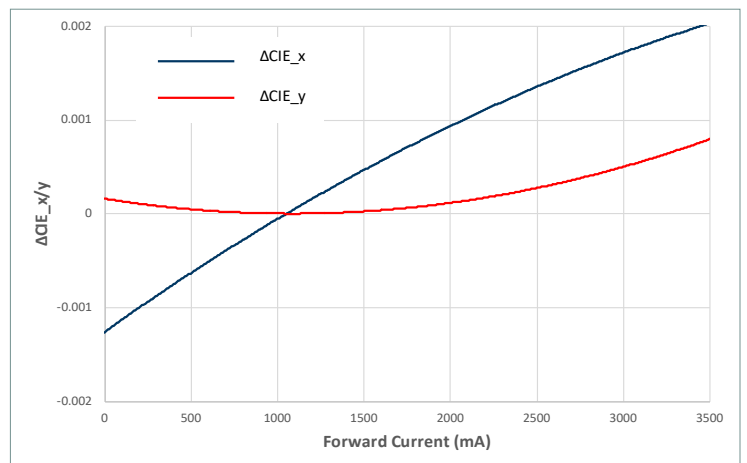
**Relative Output Flux vs. Forward Current @ 85°C**

**Forward Current vs. Forward Voltage @ 85°C**

**Relative Output Flux vs. Junction Temperature**

**Change in Voltage vs. Junction Temperature**

**Change in CIE\_x/y vs. Junction Temp. (3000K, 90CRI)**

**Change in CIE\_x/y vs. Forward Current (3000K, 90CRI)**


**CXM-18 Optical & Electrical Characteristics**
**Relative Output Flux vs. Forward Current @ 85°C**

**Forward Current vs. Forward Voltage @ 85°C**

**Relative Output Flux vs. Junction Temperature**

**Change in Voltage vs. Junction Temperature**

**Change in CIE\_x/y vs. Junction Temp. (3000K, 90CRI)**

**Change in CIE\_x/y vs. Forward Current (3000K, 90CRI)**


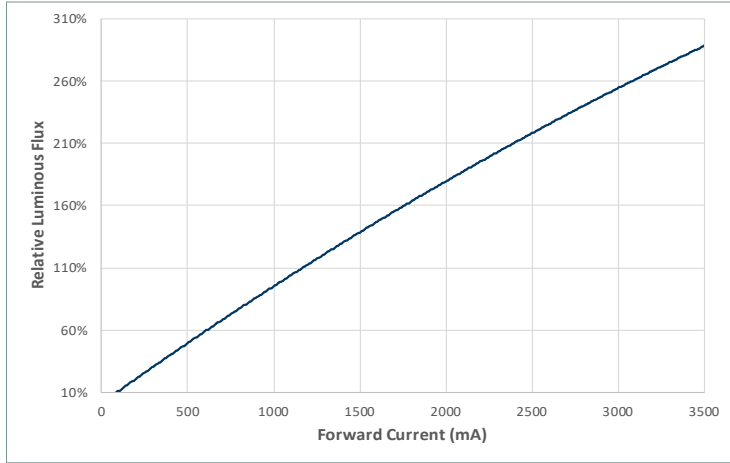
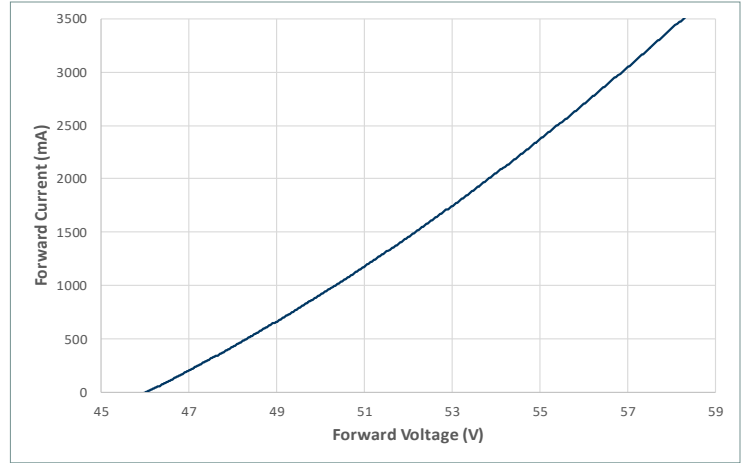
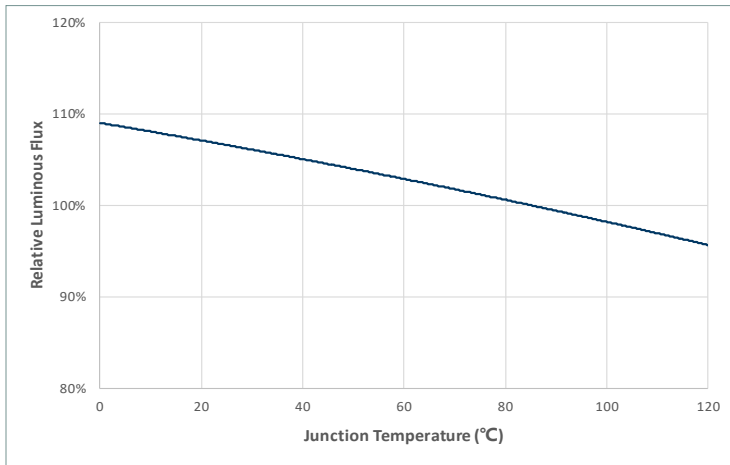
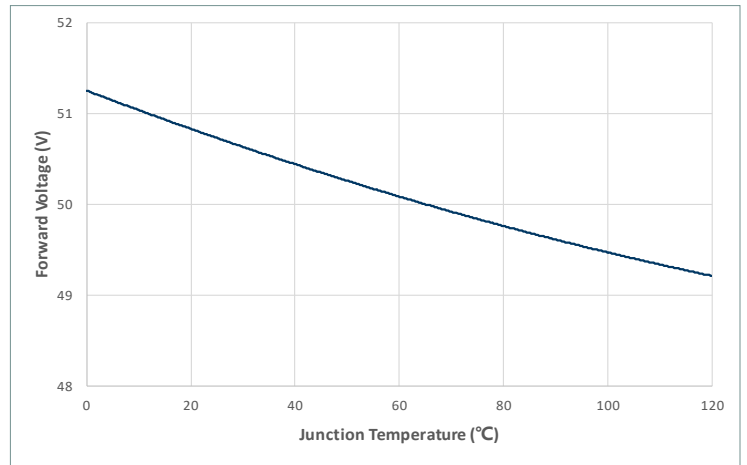
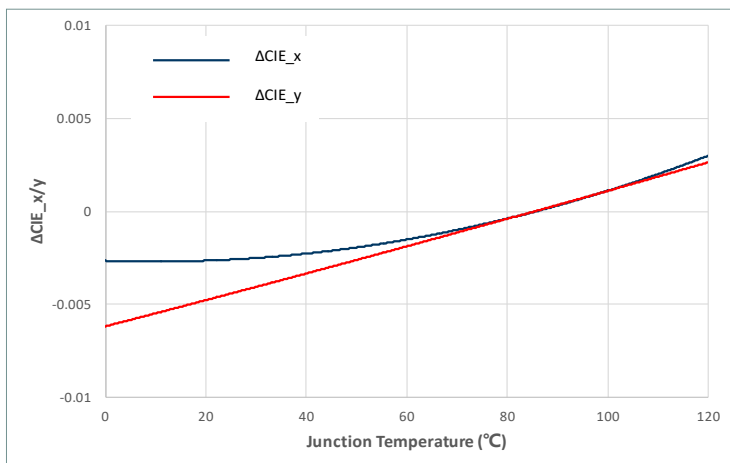
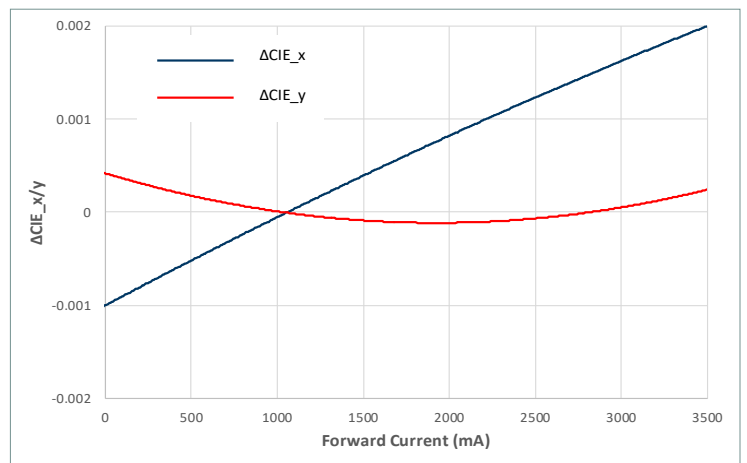
### CIM-22 Optical & Electrical Characteristics

**Relative Output Flux vs. Forward Current @ 85°C**

**Forward Current vs. Forward Voltage @ 85°C**

**Relative Output Flux vs. Junction Temperature**

**Change in Voltage vs. Junction Temperature**

**Change in CIE\_x/y vs. Junction Temp. (3000K, 90CRI)**

**Change in CIE\_x/y vs. Forward Current (3000K, 90CRI)**


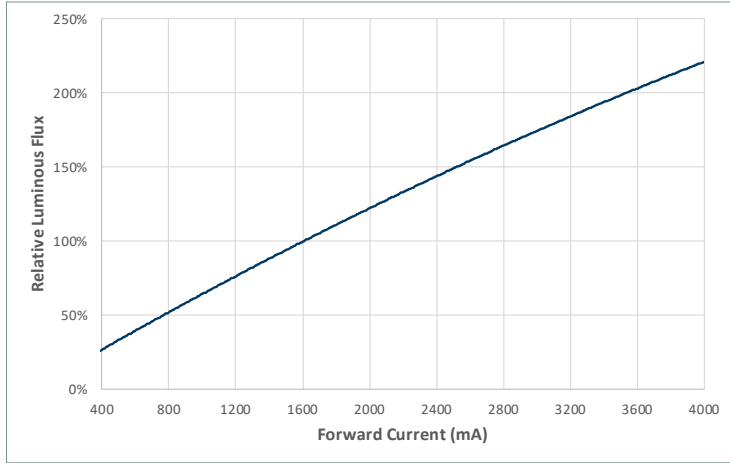
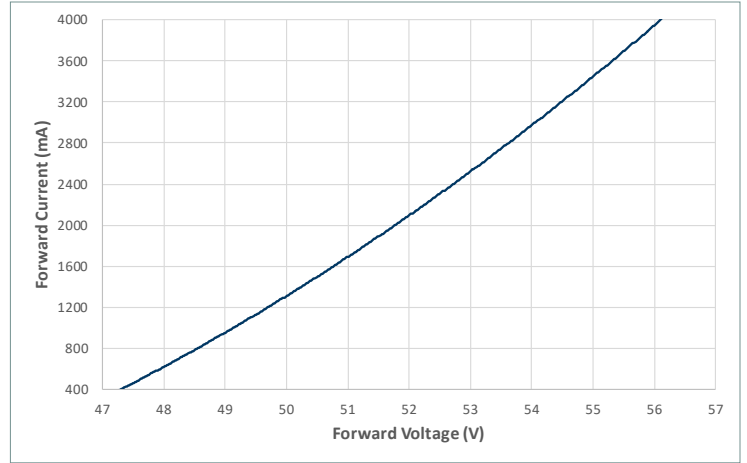
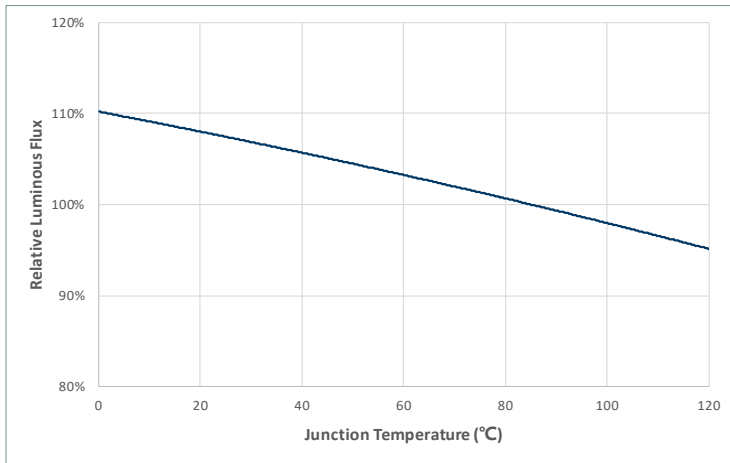
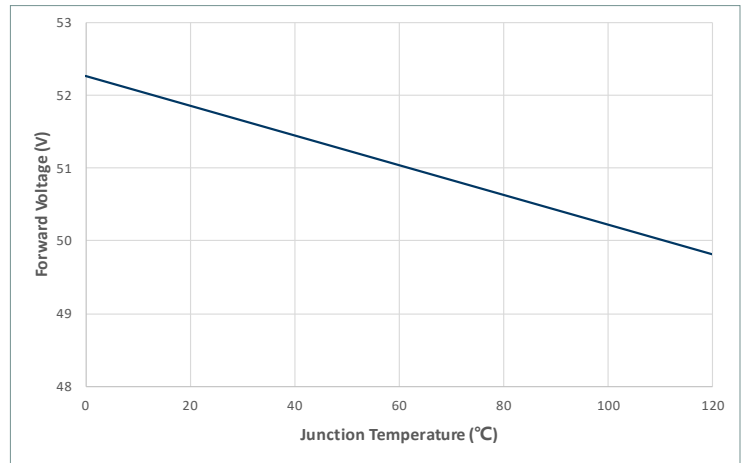
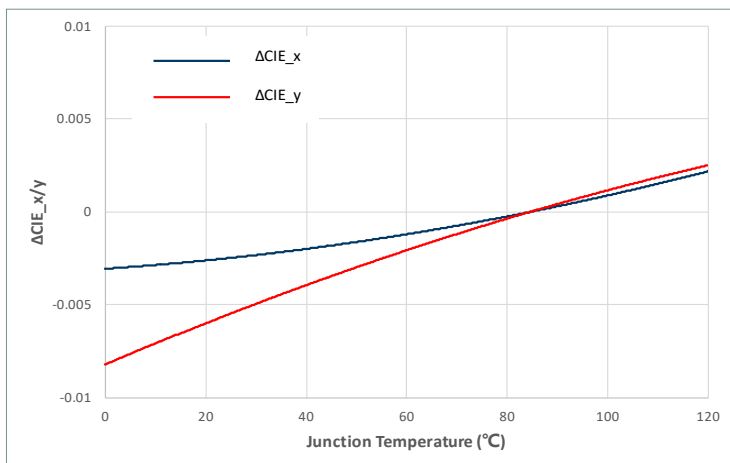
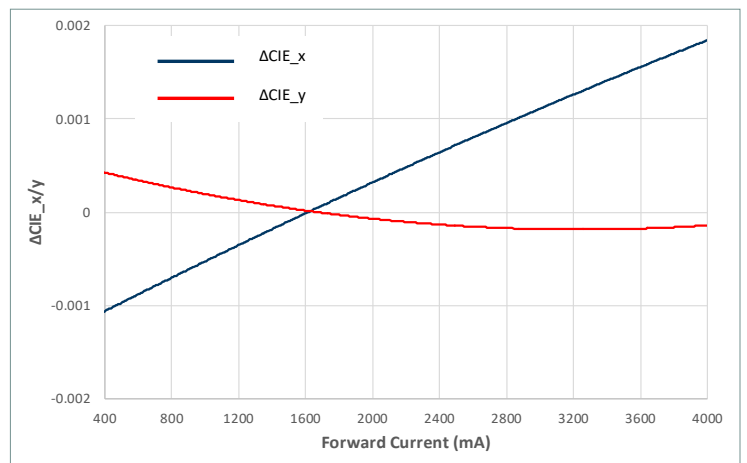
### CLM-22 Optical & Electrical Characteristics

**Relative Output Flux vs. Forward Current @ 85°C**

**Forward Current vs. Forward Voltage @ 85°C**

**Relative Output Flux vs. Junction Temperature**

**Change in Voltage vs. Junction Temperature**

**Change in CIE\_x/y vs. Junction Temp. (3000K, 90CRI)**

**Change in CIE\_x/y vs. Forward Current (3000K, 90CRI)**


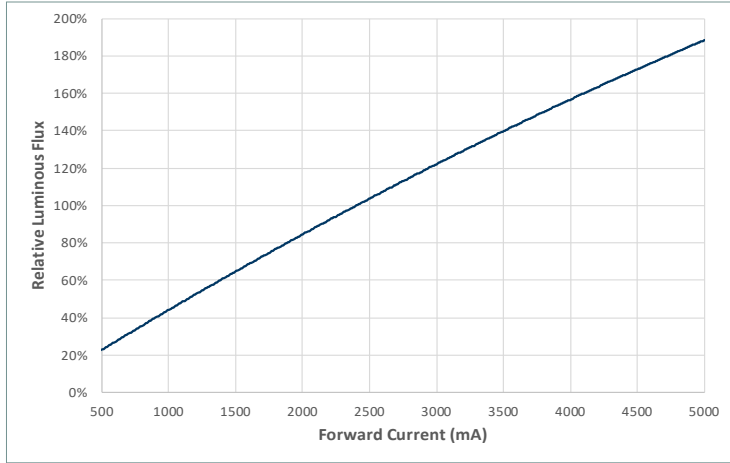
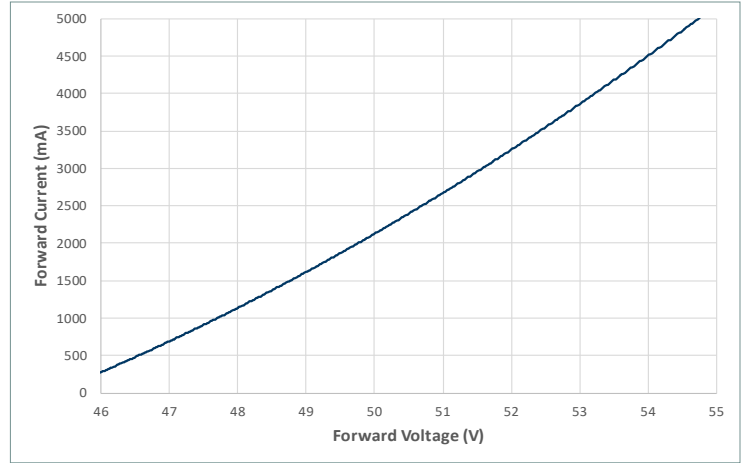
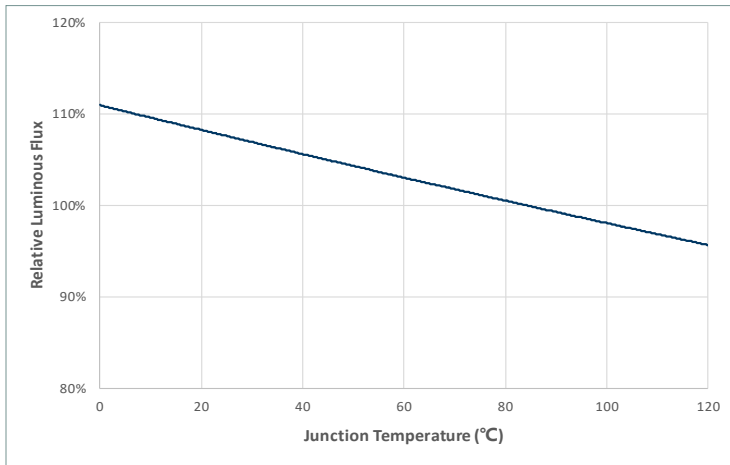
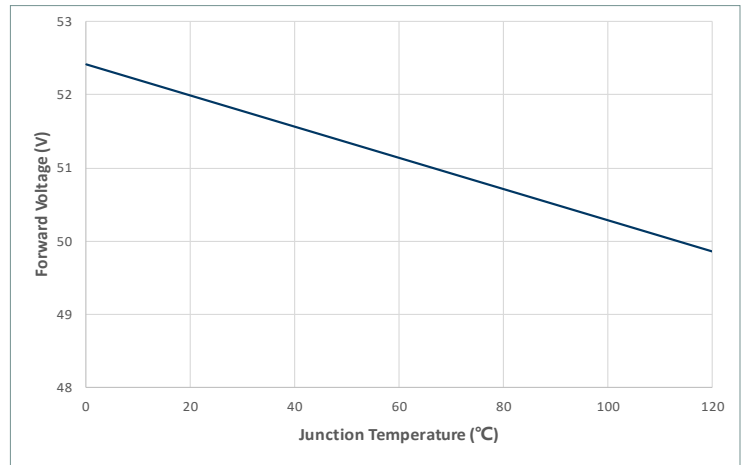
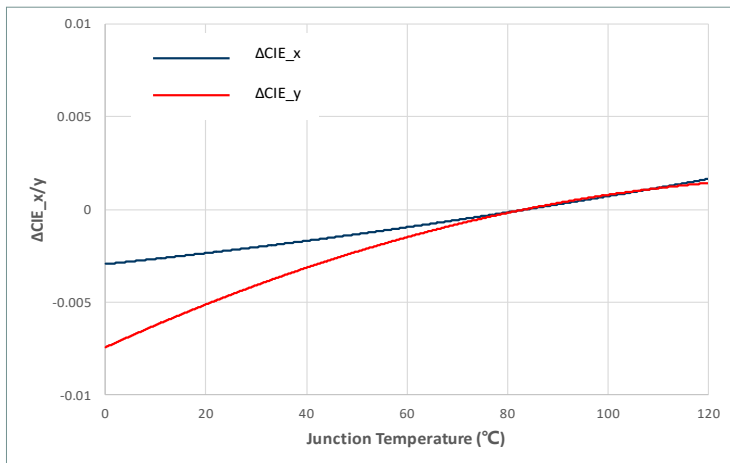
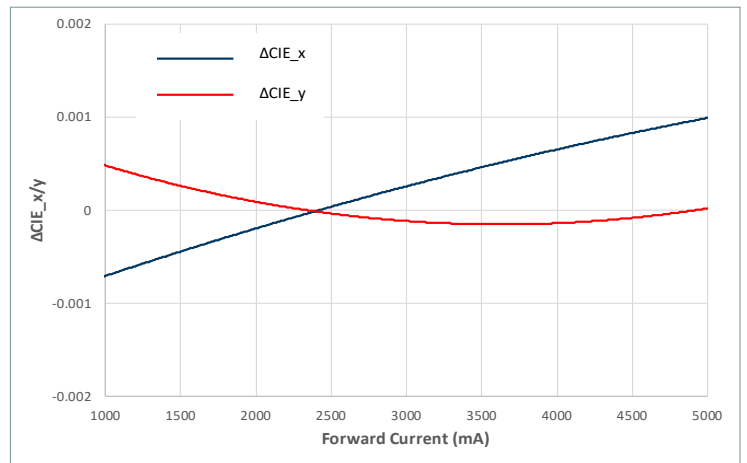
### CXM-22 Optical & Electrical Characteristics

**Relative Output Flux vs. Forward Current @ 85°C**

**Forward Current vs. Forward Voltage @ 85°C**

**Relative Output Flux vs. Junction Temperature**

**Change in Voltage vs. Junction Temperature**

**Change in CIE\_x/y vs. Junction Temp. (3000K, 90CRI)**

**Change in CIE\_x/y vs. Forward Current (3000K, 90CRI)**


### CGM-22 Optical & Electrical Characteristics

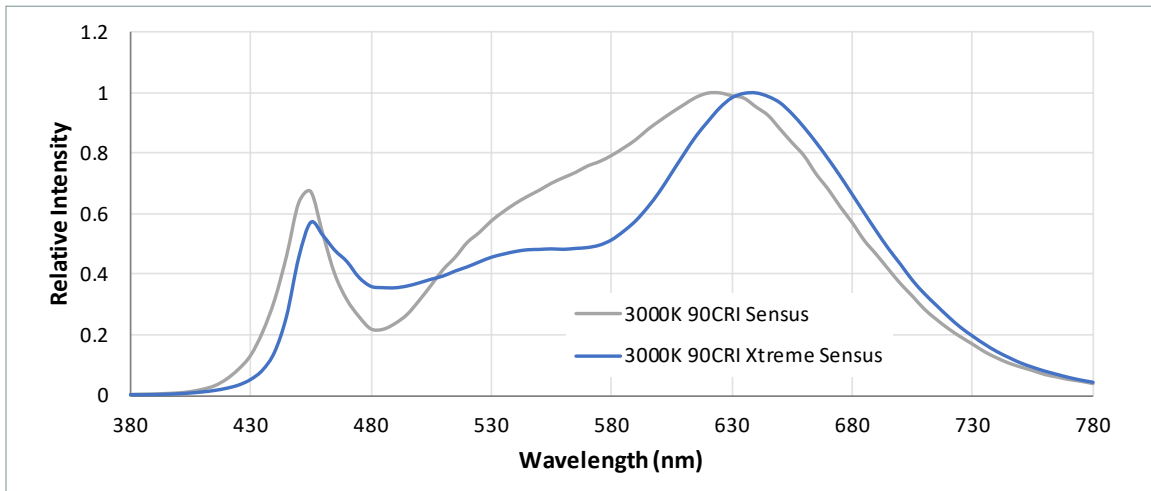
**Relative Output Flux vs. Forward Current @ 85°C**

**Forward Current vs. Forward Voltage @ 85°C**

**Relative Output Flux vs. Junction Temperature**

**Change in Voltage vs. Junction Temperature**

**Change in CIE\_x/y vs. Junction Temp. (3000K, 90CRI)**

**Change in CIE\_x/y vs. Forward Current (3000K, 90CRI)**


### CXM-32 Optical & Electrical Characteristics

**Relative Output Flux vs. Forward Current @ 85°C**

**Forward Current vs. Forward Voltage @ 85°C**

**Relative Output Flux vs. Junction Temperature**

**Change in Voltage vs. Junction Temperature**

**Change in CIE\_x/y vs. Junction Temp. (3000K, 90CRI)**

**Change in CIE\_x/y vs. Forward Current (3000K, 90CRI)**


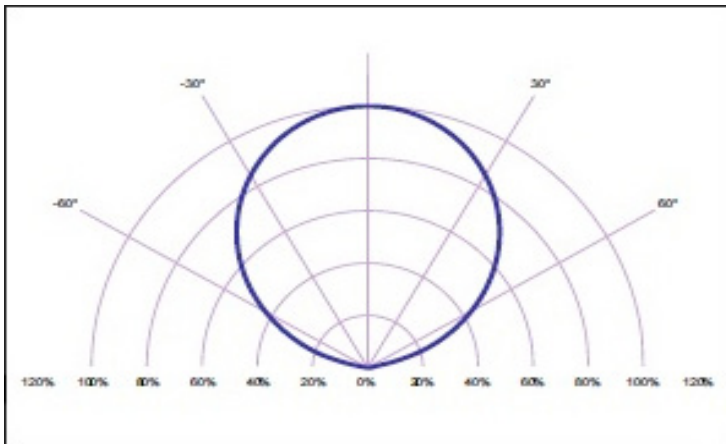


### Typical Spectrum

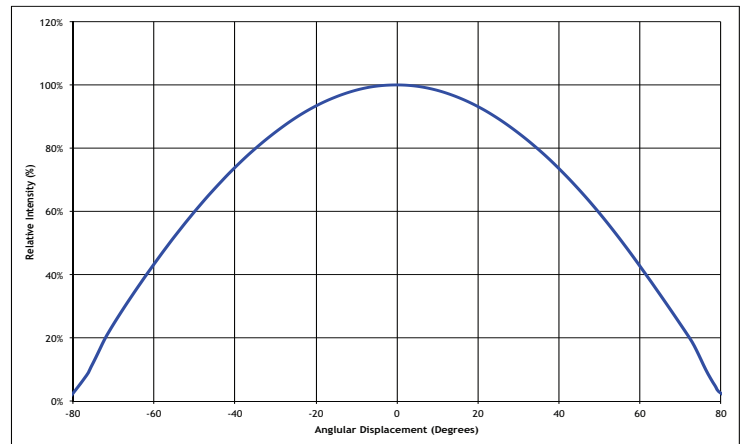


### Radiation Pattern

Typical Polar Radiation Pattern

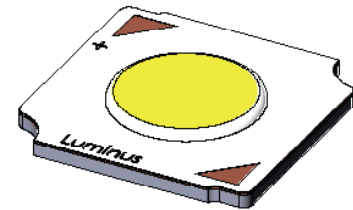
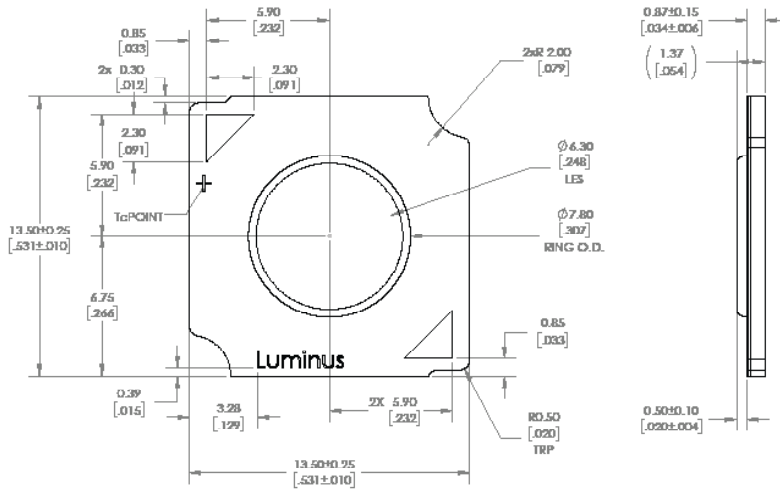


Typical Angular Radiation Pattern



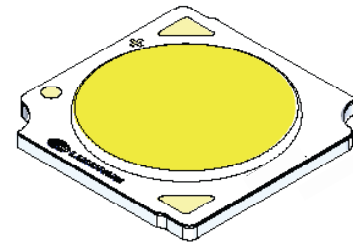
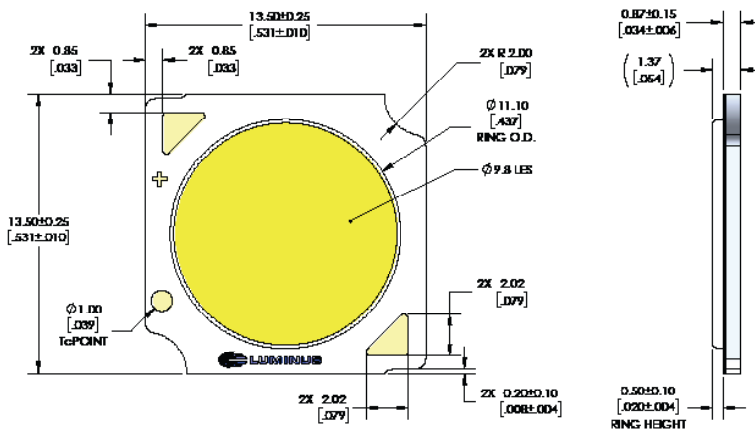
**CXM-6 Mechanical Dimensions**

Note: Unless otherwise specified, tolerance is ± 0.3mm



**CIM-9/CLM-9/CXM-9 AC Substrate Mechanical Dimensions**

Note: Unless otherwise specified, tolerance is ± 0.3mm



**CXM-6/CIM-9/CLM-9/CXM-9 AC Series Shipping Container**



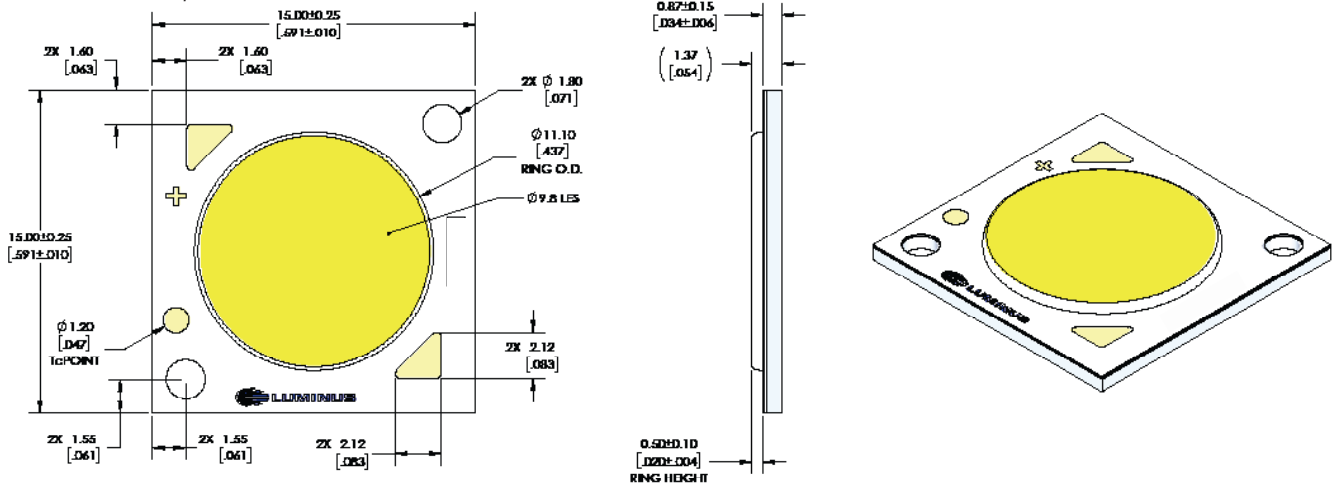
Note: 80 pcs per tray and 5 trays are stacked together to be sealed in an anti-static bag.



Note: The anti-static bag is boxed for easier storage, 400 pcs per box.

### CXM-9-AA Substrate Mechanical

Note: Unless otherwise specified, tolerance is ± 0.3mm



### CXM-9-AA Shipping Container



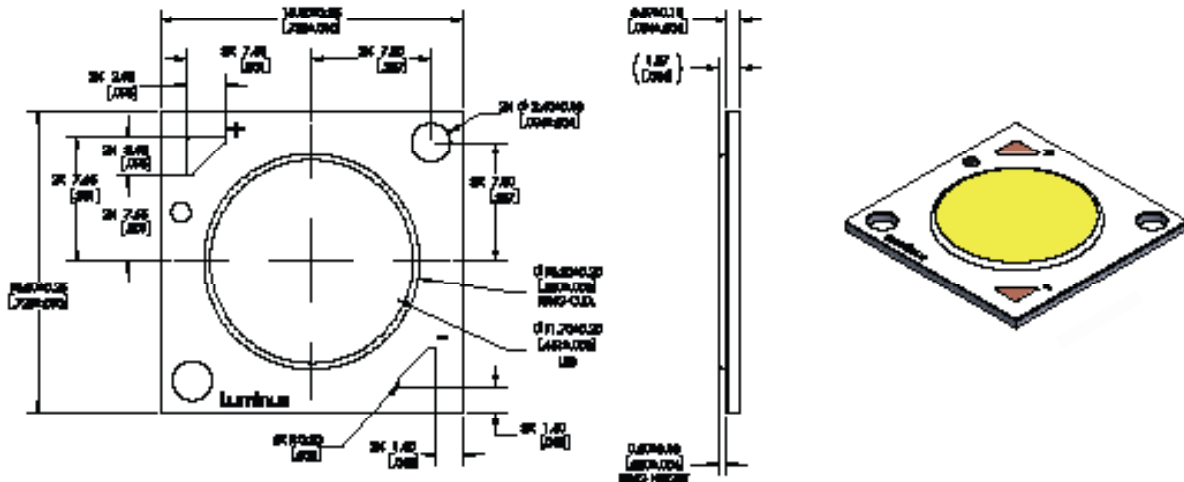
Note: 60 pcs per tray and 5 trays are stacked together to be sealed in an anti-static bag.



Note: The anti-static bag is boxed for easier storage, 300pcs per box.

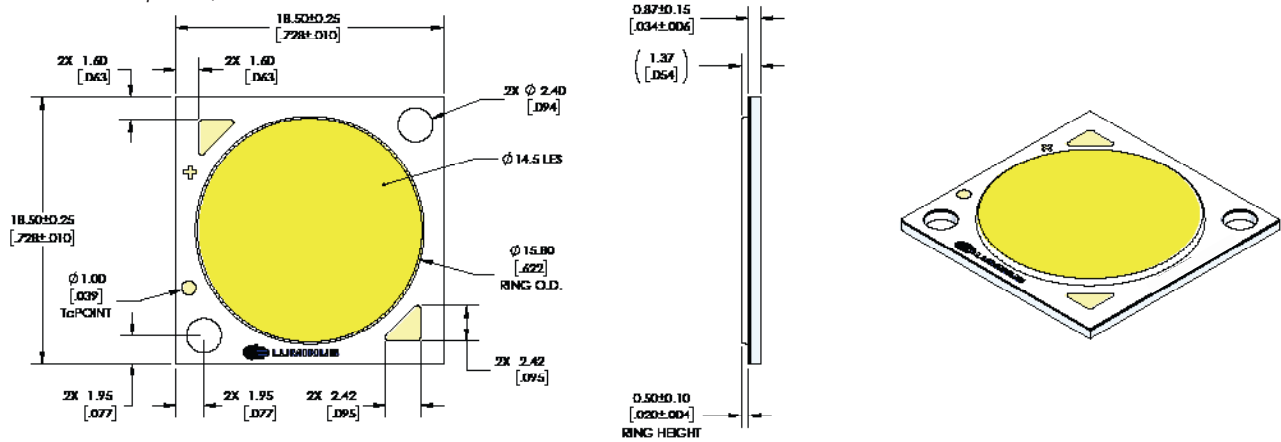
### CXM-11 AA Substrate Mechanical Dimensions

Note: Unless otherwise specified, tolerance is ± 0.3mm



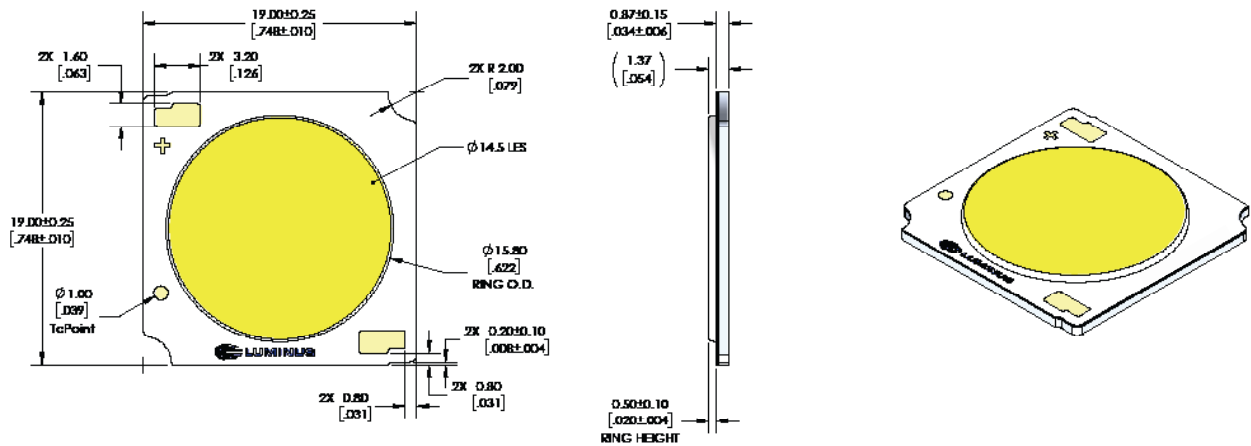
### CXM-14 AA Substrate Mechanical Dimensions

Note: Unless otherwise specified, tolerance is  $\pm 0.3\text{mm}$



### CIM-14/CLM-14/CXM-14/CGM-14 AC Substrate Mechanical Dimensions

Note: Unless otherwise specified, tolerance is  $\pm 0.3\text{mm}$



### CXM-11/CIM-14/CLM-14/CXM-14/CGM-14 Series Shipping Container



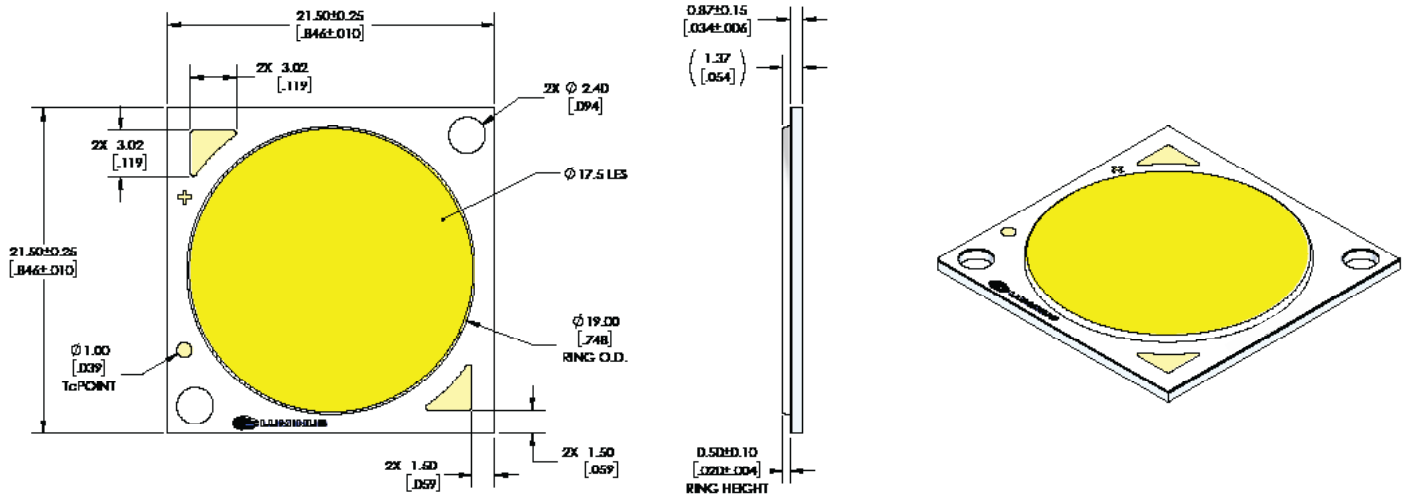
Note: 45 pcs per tray and 5 trays are stacked together to be sealed in an anti-static bag.



Note: The anti-static bag is boxed for easier storage, 225pcs per box.

### CXM-18 Mechanical Dimensions

Note: Unless otherwise specified, tolerance is  $\pm 0.3\text{mm}$



### CXM-18 Shipping Container



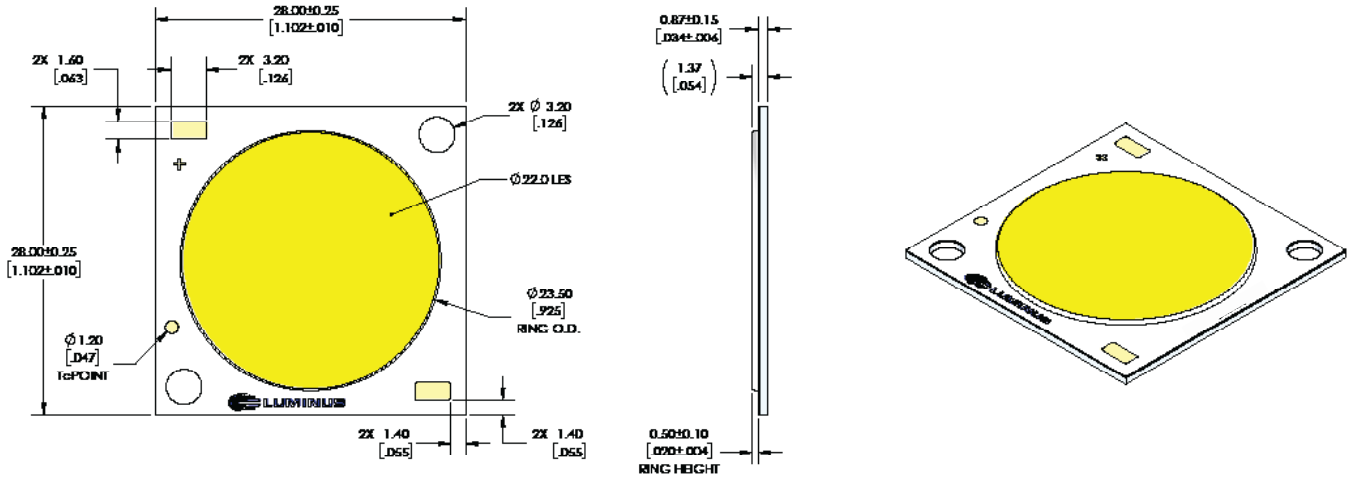
Note: 36 pcs per tray and 5 trays are stacked together to be sealed in an anti-static bag.



Note: The anti-static bag is boxed for easier storage, 180 pcs per box.

### CIM-22/CLM-22/CXM-22/CGM-22 Mechanical Dimensions

Note: Unless otherwise specified, tolerance is  $\pm 0.3\text{mm}$



### CIM-22/CLM-22/CXM-22/CGM-22 Shipping Container



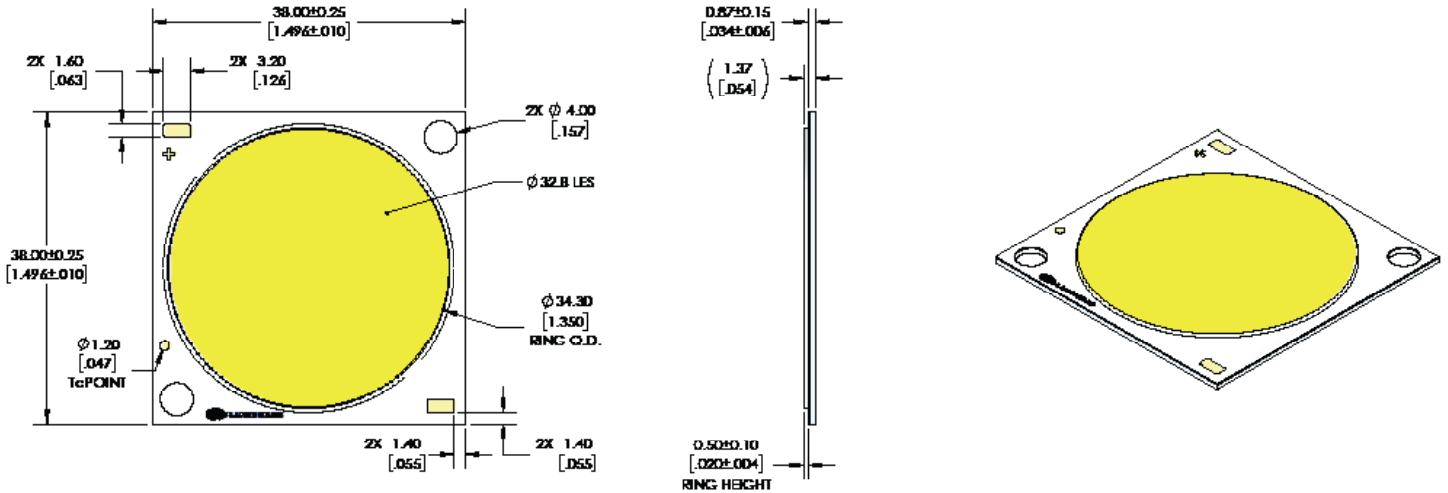
Note: 20 pcs per tray and 5 trays are stacked together to be sealed in an anti-static bag.



Note: The anti-static bag is boxed for easier storage, 100 pcs per box.

### CXM-32 Mechanical Dimensions

Note: Unless otherwise specified, tolerance is  $\pm 0.3\text{mm}$



### CXM-32 Shipping Container




Package model -- for illumination

Note: 20 pcs per tray and 3 trays are stacked together to be sealed in an anti-static bag.



Note: The anti-static bag is boxed for easier storage, 60 pcs per box.

### Label Information



Label model -- for illumination only

Notes:

- ① Manufacture part number, flux bin and chromaticity bin
- ② Customer part number
- ③ Rev.01 indicates a fully released product
- ④ Box ID
- ⑤ Production ID
- ⑥ Total number of units in a box

## Technology Overview

Luminus Chip-on-Board (COB) LED series offers a complete lighting class solution designed for high performance illumination applications. The selection covers a wide lumen range from less than 300lm to over 25,000lm, all major color temperatures and can deliver color rendering greater than 97 at 2700K and 3000K and R9 equal to 95. These breakthroughs allow illumination engineers and designers to develop lighting solutions with maximum efficacy, brightness and overall quality.

### Reliability

Designed from the ground up, the Luminus COB LED is one of the most reliable light sources in the world today. Having passed a rigorous suite of environmental and mechanical stress tests, including mechanical shock, vibration, temperature cycling and humidity. Only then are the devices qualified for use in a wide range of lighting application including some of the most demanding commercial applications. Delivered with fully qualified LM80 test data and TM21 lifetime results that certify lumen maintenance at 50,000 hours or more, Luminus COB LEDs are ready for the toughest challenges.

### UL Recognized Compliance

Luminus COB arrays are tested in accordance with ANSI/UL 8750 to ensure safe operation for their intended applications.

### REACH & RoHS Compliance

All LED products manufactured by Luminus are REACH and RoHS compliant and free of hazardous materials, including lead and mercury

## Test Specifications

Every Luminus LED is fully tested to ensure it meets the high quality standards customers have come to expect from Luminus' products.

### Traceability

Each Luminus COB LED is marked with a 2D bar code that contains a unique serial number. With this serial number, Luminus has the ability to provide customers with actual test data measurements for a specific LED. In addition, the 2D bar code is linked to manufacturing date codes that enables traceability of production processes and materials.

### Testing Temperature

Luminus COB products are measured at temperatures typical for the LED operating in the fixture. Each device is tested at 85°C junction temperature eliminating the need to scale data sheet specifications to real world situations.

### Chromaticity Bin Range

Chromaticity binning delivers color consistency for every order. Standard products are delivered with a 3-step MacAdam ellipse. This ensures color performance matching in the application. For the most demanding application, Luminus is one of only a few companies that can provide a 2 SCDM bin distribution. These tightly controlled, small distribution bins provide customers predictable, repeatable colors.



## Handling Notes

Luminus products are designed for robust performance in general lighting application. However, care must be taken when handling and assembling the LEDs into their fixtures. To avoid damaging Luminus COBs please follow these guidelines.

The following is an overview of the application notes detailing some of the practices to follow when working with these devices. More detailed information is available on the Luminus web site at [www.luminus.com](http://www.luminus.com).

### General Handling

Devices are made to be lifted or carried with tweezers on two adjacent corners opposite the contact pads. At no time should the devices be handled by or should anything come in contact with the light emitting surface (LES) area. This area includes the yellow colored circular area and the ring surrounding it. There are electrical connections under the LES which if damaged will cause the device to fail. In addition, the ring frame itself should not be used for moving, lifting or carrying the device. Also do not attach any optics or mechanical holders to the ring as it is not capable to handle the mechanical stress.

### Storage Condition

Please follow the conditions below.

|                     |  |
|---------------------|--|
| Before opened       | Temperature 5~30 °C, relative humidity less than 60%.<br>Note: before opened LED should be used within a year  |
| After opened        | Temperature 5~30°C, relative humidity less than 60%. Please apply soldering within one week.<br>After opened LED should be kept in an aluminum moisture proof bag with a moisture absorbent material   |
| Avoid corrosive gas | Avoid exposing to air with corrosive gas. If exposed, electrode surface would be damaged, which may affect soldering. Furthermore, if the device is stored in an environment which contain elements that could volatize resin material, then the volatized resin particles may stick to electrodes, which may result in connection failures. |

### Static Electricity

Luminus COBs are electronic devices which can be damaged by electrostatic discharge (ESD). Please use appropriate measures to assure the devices do not experience ESD during their handling and or storage. ESD protection guidelines should be used at all time when working with Luminus COBs.

|              |   |
|--------------|---|
| Storage      | Luminus products are delivered in ESD shielded bags and should be stored in these bags until used   |
| Transporting | When transporting the devices from one assembly area to another, ESD shielded carts and carriers should be used   |
| Assembly     | Individuals handling Luminus COBs during assembly should be trained in ESD protection practices. Assemblers should maintain constant conductive contact with a path to ground by means of a wrist strap, ankle straps, mat or other ESD protection system |

### Chemical Compatibility

The resin material used to form the LES can get hydrocarbons from the surrounding environment. As a result, certain chemical compounds (H<sub>2</sub>SO<sub>4</sub>, H<sub>2</sub>S, SO<sub>2</sub>, NH<sub>3</sub>, H<sub>3</sub>PO<sub>4</sub> etc.) are not recommended for use with the Luminus products. Use of these compounds can cause damage to the light output of the device and may permanently damage the device. Please refer to the table below for a list of the compounds not recommended for use with the Luminus COB products.

| Common Chemicals Know to Adversely Affect Luminus Devices |                                  |                        |
|---|----------------------------------|------------------------|
| Acetates  | Ethers                           | Potassium hydroxide    |
| Acetic acid   | Cl, F or Br containing compounds | Siloxanes, fatty acids |
| Acrylates   | Liquid hydrocarbons              | Sodium Hydroxide       |
| Aldehydes   | Hydrochloric Acid                | Sulfur compounds       |
| Aldehydes   | Ketones                          | Sulfuric Acid          |
| Amines  | Nitric Acid                      | Toluene                |
| Benzene   | Phosphoric acid                  | Xylenes                |
| Dienes  |                                  |                        |

### Thermal Interface Material (TIM)

Proper thermal management is critical for successful operation of any LED system. Excess operating temperature can reduce the light output of the device. And excessive heating can cause permanent damage to the device. Proper TIM material is a crucial component for effective heat transfer away from the LED during normal operation. Please refer to [www.luminus.com](http://www.luminus.com) for specific recommendations for TIM solutions. the compounds not recommended for use with the Luminus COB products.

## X-ON Electronics

Largest Supplier of Electrical and Electronic Components

*Click to view similar products for [High Power LEDs - White category:](#)*

*Click to view products by [Luminus Devices manufacturer:](#)*

Other Similar products are found below :

[LTW-K140SZR40](#) [LTPL-P00DWS57](#) [LTW-K140SZR30](#) [LZP-D0WW00-0000](#) [JK2835AWT-00-0000-000B0HL227E-BLK](#) [LTW-K140SZR57](#) [LTW-K140SZR27](#) [BXRC-35E10K0-D-73](#) [MP-5050-6100-65-80](#) [KW CSLPM2.CC-8L8M-4L8N](#) [KW CSLPM2.CC-8L8M-4O9Q](#) [KW DPLS32.SB-6H6J-E5P7-EG-Z264](#) [L1V1-507003V500000](#) [BXRE-27E1000-C-83](#) [BXRE-27G0800-D-83](#) [BXRE-27G2000-B-83](#) [BXRE-50C2001-C-84](#) [BXRH-35S1001-B-73](#) [BXRH-30E0300-B-83](#) [BXRH-30E1000-G-83](#) [115780](#) [LM1311D4W-12B4C12\(Ra4\)-DS](#) [ELJU\(9\)-K40M3-0LTHE-R4000](#) [ELJU\(9\)-K40M3-0LTHE-R3000](#) [LM1311D4W-12B2C24\(Ra4\)-DS](#) [KW2 CFLNM2.TK-D2D9-4L07M0-SC6B](#) [XEGAWT-H2-0000-000-00000UT122G](#) [XHP35B-H0-0000-0D0ZA230G](#) [XHP35B-H0-0000-0D0ZA440G](#) [XHP35B-H0-0000-0D0ZA227G](#) [XHP35B-H0-0000-0D0ZA235G](#) [CTM-9-4018-90-36-TWD6-F3-3](#) [CVM-32-56-95-54-AC00-F2-2](#) [SST-12-W65S-A120-H4652](#) [CXM-4-24-90-18-AC40-F5-2](#) [CXM-4-22-90-18-AC40-F5-2](#) [LM002H384W-7B3C12\(Ra5\)\(ANSI-2700K\)](#) [LM002H384W-9B4C12\(Ra2\)\(ANSI-2700K\)](#) [LM002H384W-7B3C12\(Ra7\)\(ANSI-2700K\)](#) [LM002H384W-9B4C12\(Ra2\)\(ANSI-3000K\)](#) [LM002H384W-9B4C12\(Ra4\)-S\(ANSI-3500K\)](#) [LM002H384W-9B4C12\(Ra5\)\(ANSI-4000K\)](#) [LM002H384W-7B3C12\(Ra2\)-S\(ANSI-3000K\)](#) [LM002H384W-7B3C12\(Ra5\)\(ANSI-4000K\)](#) [LM002H384W-7B3C12\(Ra7\)\(ANSI-4000K\)](#) [HL-LM002H384W-5B2C5\(Ra4\)\(ANSI-3000K\)](#) [HL-LM002H384W-7B1C18\(Ra4\)\(ANSI-6000K\)](#) [LM002H384W-7B3C12\(Ra5\)\(ANSI-3500K\)](#) [HL-LM002H384W-5B2C5\(Ra4\)\(ANSI-4000K\)](#) [HL-LM002H384W-5B2C5\(Ra4\)\(ANSI-6000K\)](#)