

交流瓷介电容器

AC CERAMIC CAPACITORS

□用途

该产品主要用于家用电器、办公设备、电子仪器、及其它电子产品作跨电源线、消火花、天地线耦合和旁路电容等。

□Application

Using as jumper wire, spark killer, antenna coupling, ground coupling, and bypass capacitors in household appliances, office equipment, electronic equipment and other electronic products.

□安全认证 (safe authentication)

认证名称 Certification name	认证标记 Mark	认证类别 Categories	认证电容量分类 scope	认证标准 standards	证书编号 NO.
中国 CQC CHINA CQC		AC250V Y1	2pF~4700pF	GB/T14472-1998	CQC02001002287
		AC400V X1	100pF~10000pF		CQC02001002288
		AC250V Y2	100pF~10000pF		CQC02001002289
美国 UL USA UL		AC250V/400V Y1 AC400V X1	2pF~4700pF	UL60384-14 CSA E60384-14:09	E145038
		AC250V/300V Y2 AC400V X1	100pF~10000pF		
德国 VDE Germany VDE		AC250V/400V Y1	2pF~4700pF	DIN EN60384-14; EN60384-14; IEC60384-14;	135256
		AC250V Y2	100pF~10000pF		
		AC400V X1	100pF~10000pF		
加拿大 CSA Canada		AC400V X1 AC400V Y1	2pF~4700pF	CAN/CSA-E60384-14	2492570 (LR107420)
		AC400V X1 AC250V Y2	100pF~10000pF	CAN/CSA-E60384-14 ANSI/UL 60384-14	2492571 (LR107420)
韩国 KTL Korea KTL		AC250V Y1	2pF~4700pF	KC60384-1 (2014-09) KC60384-14 (2014-09) K60384-14 (2006-12)	SU03029-7001D
		AC400V X1	100pF~10000pF		SU03029-7002C
		AC250V Y2	100pF~10000pF		SU03029-7003C
挪威 NEMKO Norway NEMKO		AC250V/400V Y1 AC400V X1	2pF~4700pF	EN60384-14: 2013	P16220678
瑞典 SEMKO Sweden SEMKO		AC250V/400V Y1 AC400V X1	2pF~4700pF	EN60384-14: 2013	1606405
芬兰 FIMKO Finland FIMKO		AC250V/400V Y1 AC400V X1	2pF~4700pF	EN60384-14: 2013	29430
丹麦 DEMKO Denmark DEMKO		AC250V/400V Y1 AC400V X1	2pF~4700pF	EN60384-14: 2013	D-04994

□产品电压、材质、尺寸对照表(Product voltage, material, size reference table)

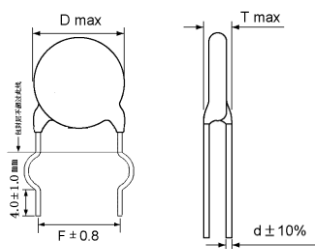
产品及尺寸 代码 Product and size code	额定交 流电压 Rated AC voltage	温度特性 Temperature Characteristic			尺寸 size			
		2B4	2E4	2F4	Dmax (mm)	Tmax (mm)	F(mm)	d(mm)
		标称电容量 Rated Capacitance						
CT81-07	400VAC	101~221	471~681	102	7.5	6.0	10.0	0.56
CT81-08		331~471	102~152	152~222	8.5	6.0	10.0	0.56
CT81-09				332	9.5	6.0	10.0	0.56
CT81-10		681	222		10.0	6.0	10.0	0.56
CT81-11				472	11.0	6.0	10.0	0.56
CT81-12			332		12.5	6.0	10.0	0.56
CT81-13					13.0	6.0	10.0	0.56
CT81-14			472		14.5	6.0	10.0	0.56
CT81-06	250VAC	101~331	102	102	6.5	5.0	7.5/10.0	0.56
CT81-08		471	152	222~332	8.5	5.0	7.5/10.0	0.56
CT81-09			222		9.5	5.0	7.5/10.0	0.56
CT81-10				472	10.0	5.0	7.5/10.0	0.56
CT81-11			332		11.0	5.0	7.5/10.0	0.56
CT81-12			472		12.5	5.0	7.5/10.0	0.56
CT81-13				103	13.0	5.0	10.0	0.56

□标记 (Marking)

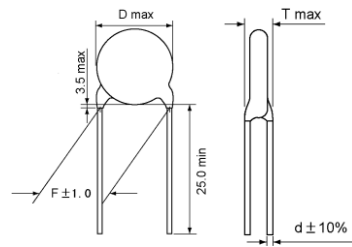
示例 (Example)	项目 (Item)	
 <p>CT81.LY 222M   250~400~   X1Y1</p>	CT81	种 类 (Class)
	222	标称容量 (Rated Capacitance)
	M	容量误差 (Tolerance of Capacitance)
	LY	公司代号 (Manufacturer's Code)
		UL 认证标记 (UL Recognized Mark)
		CSA 认证标记 (CSA Monogram)
		VDE 认证标记 (VDE Approval Mark)
		CQC 认证标记 (CQC Approval Mark)

□引线形式 Lead Shape

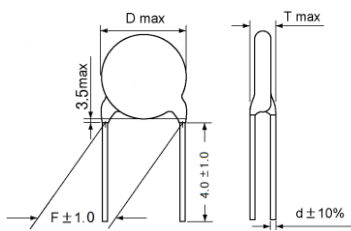
散件 (bulk): (单位: mm)



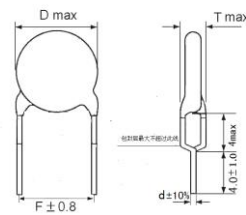
A 式
Type A



b 式
Type b



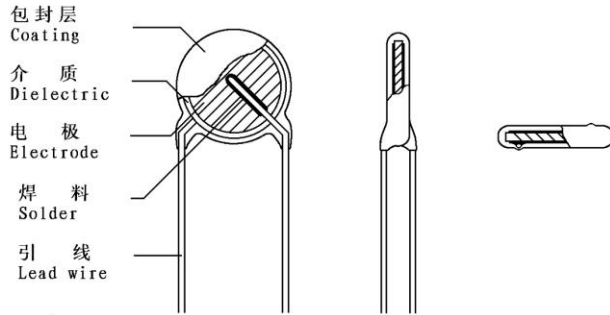
d 式
Type d



e 式
Type e

注: 引线长度根据客户要求 (Note: lead length according to customer requirements)

□结构(Structure)



包封层(Coating) : 环氧树脂(Epoxy Resin)

介质(Dielectric): 陶瓷 (Ceramic)

电极(Electrode) : 银 (Silver)

焊料(Solder) : 锡(Alloy Tin)

引线(Lead Wire) : 镀锡引出线(Lead)

□主要材料(Main Material)

SrCO_3 BaCO_3 TiO_2 Bi_2O_3 CaCO_3 Nb_2O_5 MgO

银膏(Silver paste) 环氧树脂(Epoxy Resin)

□室内条件(Room Condition)

温度(Temp.): $15\sim 35^\circ\text{C}$ 湿度(R. H.): $45\sim 75\%$

气压(Atm pressure): $86\sim 106\text{kPa}$ ($860\sim 1060\text{mbar}$)

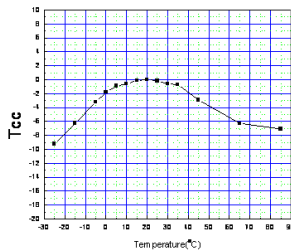
□测试条件(Test Condition)

温度(Temp.): $20\pm 2^\circ\text{C}$ 湿度(R. H.): $50\sim 60\%$

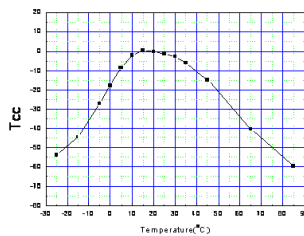
电压(Vol.): $1.0\pm 0.2\text{Vrms}$ 频率(Freq.): $1\pm 0.2\text{KHz}$

□容量—温度变化曲线 Cap.—Temp. Curve

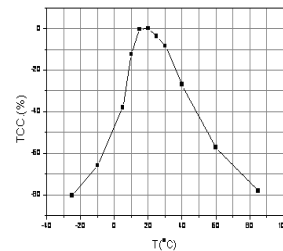
2B4



2E4



2F4



□命名方法 Part Code Designation

C T 8 1 - 4 0 0 V A C - 1 0 d - 2 E 4 - 2 2 2 M - Y A

① ② ③ ④ ⑤ ⑥ ⑦ ⑧

①种类 Class

代码 Code	种类 Class
CT81	II类高压 Class II High-Voltage

⑤温度特性 Temperature Characteristic

代码 Code	容量变化 Cap. Change
2B4	-10~+10%
2E4	-56~+22%
2F4	-80~+30%

②额定电压 Rated Voltage

代码 Code	额定电压 Rated Vol.	代码 Code	额定电压 Rated Vol.
400VAC	AC400V		
250VAC	AC250V		

⑥标称容量 Rated Capacitance

代码 Code	静电容量 Capacitance	代码 Code	静电容量 Capacitance
221	220 pF	472	4700 pF
471	470 pF		
102	1000 pF		
222	2200 pF		

③主体外径 Body Diameter

代码 Code	最大外径 Max Diameter of Body	代码 Code	最大外径 Max Diameter of Body
06	6.5mm	11	11.0mm
07	7.5mm	12	12.5mm
08	8.5mm	13	13.0mm
09	9.5mm	14	14.5mm
10	10.0mm		

⑦容量允差 Tolerance

代码 Code	容量允差 Tolerance
K	± 10%
M	± 20%

④引线形式 Lead Shape

代码 Code	形式 Shape
A	单外弯 Single outside Crimp
b	直脚 Straight long
d	短直脚 Straight Short
e	前后弯 Vertical crimp

⑧试验电压类别 Type of Test Voltage



代码 Code	试验电压 Test Voltage
YA	AC4000V
YB	AC2600V

□包装 (packing)

1、包装数量 (packing quantity):

成型方式 Molding mode	袋装数量(支) Quantity per bag (PCS)	备注 Remark
A、d、b、e	1000 ± 1/500 ± 1	塑料袋尺寸: Size of plastic bag 1#: 275×200mm 2#: 215×160mm

2、包装标识 (packing marking):

示例(Example)	项 目 (Item)	
		公司商标 (Manufacturer's Marking)
	物料编码 Code	用户要求时 When the customer require
	规格型号 Model	详见如上表格, (Please see the detail in the upper sheet)
	生产批号 Product lots	生产批号 Product lots
	生产日期 Productive date	产品生产时间 the produce time of the product
	数 量 Quantity	每袋的包装数量 the packing quantity per plastic bag

3、外包装 (over-wrap packing):

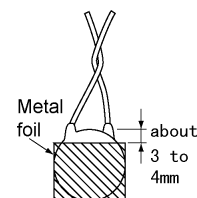
内包装箱 (internal packing boxes) (A1:360×200×140mm、A2:198×177×138mm)

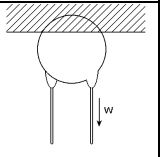
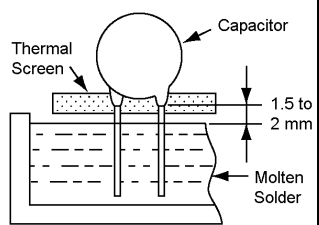
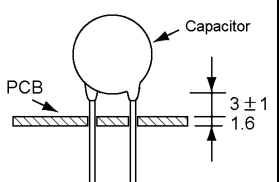
外包装箱 (over-wrap boxes) (B1:460×380×220mm、B2:425×380×170mm)

装箱数量应为 100、500 的整数倍。(The packing quantity should be integral multiple of one-hundred or five-hundred.)

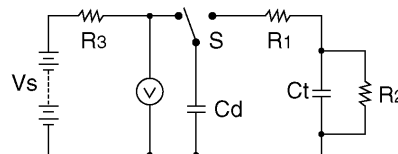
□规格及试验方法 Specification and Test Method

项 目 ITEM		规 格 SPECIFICATION	试 验 方 法 及 条 件 TEST METHOD AND CONDITION												
1. 存储温度范围 Storage Temp. Range		-40℃~+125℃													
2. 使用温度范围 Operating Temp. Range		-25℃~+125℃													
3. 外观尺寸 Appearance and Dimension		外观无可见损伤 尺寸在规格内 Appearance has no marked defect. Dimensions shall be within specified tolerance.	外观用目视法观测 尺寸用游标卡尺测量 Appearance be watched on sight Dimension be measured by caliper												
4. 标识 Mark		应清晰可见 Should be discerned easily.	用目视法观测 Be watched on sight												
5. 静电容量 Capacitance		在规格范围内 Within specified tolerance	温度 Temp. 20±2℃ 电压 Vol. 1.0±0.2Vrms 频率 Freq. 1±0.1KHz												
6. 损耗因数 Dissipation Factor		B, E: 2.5% max F: 3.5% max	同上 Same condition as capacitance												
7. 绝缘电阻 Insulation Resistance		大于 10,000MΩ 10,000MΩmin	500±50V. DC 的电压充电一分钟。 The insulation Resistance shall be measured with 500±50V. DC within 60±5 sec of charging.												
8. 耐电压 Dielectric Strength	端子间 Between Lead Wires	无不良 No failure.	施加 4.0KVAC 电压 1 分钟 (充放电电流≤50mA) (YB:2.6KVAC) Apply a voltage of 4.0KVAC for 1 min. between the lead wires. (Charge/discharge current≤50mA) (YB:2.6KVAC)												
	端子与外壳间 Body Insulation	无不良 No failure.	将电容器的引线连在一起, 主体外紧包一金属箔, 边缘距引线约 3-4mm, 施加 4.0KVAC 的电压于电容器的引线和金属箔之间。 (充放电电流≤50mA) (YB:2.6KVAC) The terminals of the capacitor shall be connected together. A metal foil shall be closely wrapped around the body of the capacitor to the distance of about 3 - 4 mm from each terminal. A Voltage of 4.0KVAC is applied between the capacitor lead wires and metal foil. (YB:2.6KVAC) (Charge/discharge current <50mA)												
9. 容量温度特性 Temperature Characteristic		B: -10~+10% E: -56~+22% F: -80~+30%	<p>静电容量测试须依下列顺序进行。 预处理: 在 85±2℃ 下放置 1 小时后取出, 在室内条件下放置 24±2 小时。 The capacitance shall be measured at each step as following. Pre-treatment: Capacitor shall be stored at 85±2℃ for 1 hour, then placed at room condition for 24±2hours before initial measurements.</p> <table border="1" style="width: 100%; text-align: center;"> <thead> <tr> <th>步骤 (Step)</th> <th>①</th> <th>②</th> <th>③</th> <th>④</th> <th>⑤</th> </tr> </thead> <tbody> <tr> <td>温度 (Temp.)</td> <td>20±2℃</td> <td>-25±2℃</td> <td>20±2℃</td> <td>85±2℃</td> <td>20±2℃</td> </tr> </tbody> </table>	步骤 (Step)	①	②	③	④	⑤	温度 (Temp.)	20±2℃	-25±2℃	20±2℃	85±2℃	20±2℃
步骤 (Step)	①	②	③	④	⑤										
温度 (Temp.)	20±2℃	-25±2℃	20±2℃	85±2℃	20±2℃										
10. 阻燃试验 Flame Test		第一至第二次循环不会产生 30 秒以上的燃烧现象, 第三次时不会产生 60 秒以上的燃烧现象。 The capacitor flame shall be discontinued not more than 30sat cycle 1 to 2 and 60 sec. At cycle 3.	将电容器放入直径 9.5mm, 高度 19mm 的火焰中烤 15 秒后取出, 在空气中停留 15 秒后再放入火焰中进行三次循环。 The capacitor should be put into the flame with diameter 9.5mm and height 19mm for 15 sec. and then removed for 15 sec. In air until 3 cycles.												



项 目 ITEM	规 格 SPECIFICATION		试 验 方 法 及 条 件 TEST METHOD AND CONDITION
11. 易焊性 Solder ability of lead wires	导线上沾锡面积大于 90%。 Lead wire shall be soldered with uniformly coated on the axial direction over 90% of the circumferential direction .		导线须浸入助焊剂后再浸入 245±5℃的熔锡内, 松香浓度 25%wt, 距离主体 2.0~2.5mm, 时间 2±0.5 秒。 The lead wires of the capacitor shall be dipped into a alcohol solution of 25% wt rosin and then into molten solder of 245±5℃ for 2±0.5 sec. In both case the depth of dipping is up to about 2.0 to 2.5 mm from the root of the lead wires.
12. 端子强度 Strength of Lead Wires (c 式不做此项 Type c none)	抗拉强度 Pull	导线不断裂 电容器不破损 Lead wire shall not cut off and capacitor shall not be damaged	把制品固定, 在端子引出方向施加负荷 10N 保持 10±1 秒。 Fix the body of the capacitor and apply a tensile weight gradually to each lead wire in the radial direction of capacitor up to 10N, and keep it for 10 ±1sec. 
	弯曲强度 Bending		在端子间施加 5N 负荷并弯曲 90°, 回复原后反向弯曲 90°, 每次弯曲时间为 2 至 3 秒, 连续 2 次。 Each lead wire shall be subjected to 5N weight and then a 90° bend, at the point of egress, in one direction return to original position, and then a 90° bend in the opposite direction at the rate of one bend in 2-3 s for 2times.
13. 耐焊接热 Soldering Effect	外观 Appearance	无显著异常 No marked defect	将端子浸入温度为 260±5℃的熔锡内, 外保留 1.5-2.0mm 距离主体边缘, 并保持 5.0±0.5 秒。 试验前: 电容器应放置在 125±2℃的温度下 1 小时, 然后在常温下恢复 24±2 小时后测试。 试验后: 室内条件下恢复 24±2 小时。 The lead wires shall be immersed into the melted solder of 260±5℃ up to about 1.5 to 2.0 mm from the main body for 5.0±0.5 sec. Pre-treatment: The capacitor shall be placed at 125±2℃ for 1 hour, then placed at room condition for 24±2 hours before initial measurement. Post-treatment: Capacitor shall be stored for 24±2 hours at room condition. 
	容量变化 Capacitance Change	B: ±10% max E: ±20% max F: ±20% max	
	抗电强度 Dielectric Strength	按第八条。 Per Item 8.	
14. 耐振性 Vibration Resistance	外观 Appearance	无显著异常 No marked defect	电容器须焊锡固定好, 固定点距电容器主体 3±1.0mm, 并经 10Hz→500Hz 之振动频率, 全振幅 1.5mm, 振动时间为 6 小时, 往 X、Y、Z 轴三个方向(各 2 小时)。 试验前: 电容器应放置在 125±2℃的温度下 1 小时, 然后在常温下恢复 24±2 小时 后测试。 试验后: 在室内条件下恢复 24±2 小时测试。 The capacitor shall firmly be soldered to the supporting lead wires about 3±1.0 mm from the body of the capacitor and vibration which is 10 to 500Hz in the vibration frequency range, 1.5mm in total amplitude, for a total of 6 hours, 2 hours each in three mutually perpendicular directions. pre-treatment: The capacitor shall be placed at 125±2℃ for 1 hour, then placed at room condition for 24±2 hours before initial measurement. Post-treatment: Capacitor shall be stored for 24±2 hours at room conditions. 
	容量变化 Capacitance Change	B: ±10% max E: ±15% max F: ±20% max	
15. 湿热循环 Humidity Cycling	外观 Appearance	无显著异常 No marked defect	电容器在温度 40±2℃, 湿度 95±3%RH 下放置 8 小时, 室温下放置 16 小时, 循环 5 次。 试验后: 在室内条件下恢复 1 至 2 小时。 Set the capacitor for 8 hours at 40±2℃ in 95±3% RH, then placed at room condition for 16 hours, circulating for 5 times. Post-treatment: The capacitor shall be stored for 1 to 2 hours at room condition.
	容量变化 Capacitance Change	B: ±10% max E: ±20% max F: ±30% max	
	损耗因数 D.F.	B, E: 5.0% max F: 7.0% max	
	绝缘电阻 I. R.	1500MΩ min	
	抗电强度 Dielectric Strength	按第八条。 Per Item 8.	

项 目 ITEM	规 格 SPECIFICATION		试 验 方 法 及 条 件 TEST METHOD AND CONDITION																	
16. 碰撞试验 Collision Resistance	外观 Appearance	无显著异常 No marked defect	电容器须焊锡固定好,固定点距电容器主体 3 ± 1.0 mm,并施加一加速度为 390m/s^2 ,脉冲时间为 6ms 的碰撞,次数为 4000 次。 试验前: 电容器应放置在 $125 \pm 2^\circ\text{C}$ 的温度下 1 小时,然后在常温下恢复 24 ± 2 小时后测试。 试验后: 在室内条件下恢复 24 ± 2 小时测试。 The capacitor shall firmly be soldered to the supporting lead wire about 3 ± 1.0 mm from the body of the capacitor and a collision which is 390m/s^2 in the acceleration, 6ms in the pulse cycle for 4000 times. pre-treatment: The capacitor shall be placed at $125 \pm 2^\circ\text{C}$ for 1 hour, then placed at room condition for 24 ± 2 hours before initial measurement. Post-treatment: Capacitor shall be stored for 24 ± 2 hours at room conditions																	
	容量变化 Capacitance Change	B: $\pm 10\%$ max E: $\pm 15\%$ max F: $\pm 20\%$ max																		
	损耗因数 D.F.	B, E: 2.5% max F: 3.5% max																		
17. 温度循环 Temp Cycling	外观 Appearance	无显著异常 No marked defect	将电容器放入高低温箱,按下列步骤循环 5 次。 试验前: 在 $125 \pm 2^\circ\text{C}$ 温度下放置 1 小时,在常温下恢复 24 ± 2 小时后测试。 试验后: 在室内条件下恢复 24 ± 2 小时测试。 The capacitor shall be introduced into the test chamber, and shall be exposed to the temperature conditions as shown in table at 5 cycles. pretreatment: The capacitor shall be placed at $125 \pm 2^\circ\text{C}$ for 1 hour, then placed at room condition for 24 ± 2 hours before initial measurement. Post-treatment: Capacitor shall be stored for 24 ± 2 hours at room conditions.																	
	容量变化 Capacitance Change	B: $\pm 10\%$ max E: $\pm 20\%$ max F: $\pm 30\%$ max																		
	损耗因数 D.F.	B, E: 5.0% max F: 7.0% max																		
	绝缘电阻 I. R.	$1000\text{M}\Omega$ min																		
			<table border="1"> <thead> <tr> <th>步骤(STEP)</th> <th>1</th> <th>2</th> <th>3</th> <th>4</th> </tr> </thead> <tbody> <tr> <td>温度(TEMP.)</td> <td>$-25 \pm 3^\circ\text{C}$</td> <td>$20 \pm 2^\circ\text{C}$</td> <td>$125 \pm 3^\circ\text{C}$</td> <td>$20 \pm 2^\circ\text{C}$</td> </tr> <tr> <td>时间(TIME)</td> <td>$30 \pm 3\text{min.}$</td> <td>3min. max</td> <td>$30 \pm 3\text{min.}$</td> <td>3min. max</td> </tr> </tbody> </table>				步骤(STEP)	1	2	3	4	温度(TEMP.)	$-25 \pm 3^\circ\text{C}$	$20 \pm 2^\circ\text{C}$	$125 \pm 3^\circ\text{C}$	$20 \pm 2^\circ\text{C}$	时间(TIME)	$30 \pm 3\text{min.}$	3min. max	$30 \pm 3\text{min.}$
步骤(STEP)	1	2	3	4																
温度(TEMP.)	$-25 \pm 3^\circ\text{C}$	$20 \pm 2^\circ\text{C}$	$125 \pm 3^\circ\text{C}$	$20 \pm 2^\circ\text{C}$																
时间(TIME)	$30 \pm 3\text{min.}$	3min. max	$30 \pm 3\text{min.}$	3min. max																
18. 耐湿性 Humidity (Under Steady State)	外观 Appearance	无显著异常 No marked defect	电容器在温度 $40 \pm 2^\circ\text{C}$, 湿度 $95 \pm 3\% \text{RH}$ 下放置 500 ± 12 小时。 试验前: 电容器应放置在 $125 \pm 2^\circ\text{C}$ 的温度下 1 小时,然后在常温下恢复 24 ± 2 小时后测试。 试验后: 在室内条件下恢复 24 ± 2 小时。 Set the capacitor for 500 ± 12 hours at $40 \pm 2^\circ\text{C}$ in $95 \pm 3\% \text{RH}$. pre-treatment: The capacitor shall be placed at $125 \pm 2^\circ\text{C}$ for 1 hour, then placed at room condition for 24 ± 2 hours before initial measurement. Post-treatment: The capacitor shall be stored for 24 ± 2 hours at room condition.																	
	容量变化 Capacitance Change	B: $\pm 10\%$ max E: $\pm 20\%$ max F: $\pm 30\%$ max																		
	损耗因数 D.F.	B, E: 5.0% max F: 7.0% max																		
	绝缘电阻 I. R.	$1500\text{M}\Omega$ min																		
	抗电强度 Dielectric Strength	按第八条。 Per Item 8																		
19. 寿命试验 Life Test	外观 Appearance	无显著异常 No marked defect	在 $125 \pm 2^\circ\text{C}$ 下放置 1000 ± 48 小时,并施加 500VAC,每小时升高到 1000V. AC 持续 0.1 秒。 试验前: 在 $125 \pm 2^\circ\text{C}$ 放置 1 小时,在室内条件下恢复 24 ± 2 小时。 试验后: 在室内条件下恢复 24 ± 2 小时。 Apply a voltage of 500V. AC, except that once each hour the voltage is increased to 1000V. AC for 0.1sec. that shall be maintained for 1000 ± 48 hours at $125 \pm 2^\circ\text{C}$. Pre-treatment: Capacitor shall be stored at $125 \pm 2^\circ\text{C}$ for 1 hour, then placed at room condition for 24 ± 2 H before initial measurements. Post-treatment: Capacitor shall be stored for 24 ± 2 hours at room condition.																	
	容量变化 Capacitance Change	B: $\pm 10\%$ max E: $\pm 20\%$ max F: $\pm 30\%$ max																		
	损耗因数 D.F.	B, E: 5.0% max F: 7.0% max																		
	绝缘电阻 I. R.	$1500\text{M}\Omega$ min																		
20. 放电试验 Discharge Test	外观 Appearance	无显著异常 No marked defect	如图,由 Cd 经 Vs 充电后向被测电容 Ct 放电,充放电时间均为 5 秒,一共 50 次。 As in figure, discharge is made 50 times at 5 sec. intervals from the capacitor (Cd) charged at DC voltage of specified. Ct: 被测电容 Capacitor under test S: 高压开关 High-voltage switch R1: 1000Ω R2: $4\text{M}\Omega$ R3: 浪涌电阻 Surge resistance Cd: 1nF Vs: 10KVDC																	
	绝缘电阻 I. R.	大于 $1000\text{M}\Omega$ $1000\text{M}\Omega$ min																		
	抗电强度 Dielectric Strength	按第八条。 Per Item 8																		



X-ON Electronics

Largest Supplier of Electrical and Electronic Components

Click to view similar products for [Ceramic Disc Capacitors](#) category:

Click to view products by [LY](#) manufacturer:

Other Similar products are found below :

[5AU100JCECA](#) [5AU220JCGCA](#) [5AU560JCJCA](#) [DEF2CLH020CA3B](#) [DEF2CLH030CJ3B](#) [101GHR102K](#) [564RC0GBA302EJ470K](#)
[NCD102K1KVY5FF](#) [NCD101K1KVY5FF](#) [NCD103M1KVZ5UF](#) [NCD331K1KVY5FF](#) [440LT68AP-R](#) [CK60AX471M](#) [AOL-1502-02](#)
[NCD103M1KVZ5UJTBF](#) [DEF2CLH040CN3A](#) [DEF2CLH080DA3B](#) [0811-040-X7R0-102K](#) [8903D0](#) [90410-10](#) [CK61BX471K](#)
[YV101103Z060HAND5P](#) [SL102101J060BAND5P](#) [YP202102K080D04A7H](#) [ZU501103M090B20C6P](#) [ZU102103M100X05B0P](#)
[YP102271K050B20C6P](#) [YP102391K050BAND5P](#) [YP501101K040BAND5P](#) [ZU102103M100BAND5H](#) [YP102681K060B20C6P](#)
[YP501121K040B20C6P](#) [SL102181J070HAND5P](#) [YP501471K040B20C6P](#) [SL102151J070HAND5P](#) [YP501102K050HAND5P](#)
[ZU501102M050B20C6P](#) [ZU102103M100B20C0P](#) [YV500223Z080HAND5P](#) [F121K25S3NN63J5R](#) [F121K25S3NP63K7R](#)
[F121K25S3NR63K7R](#) [F122K47S3NP63K7R](#) [F151K29S3NR63K7R](#) [F681K43S3NR63K7R](#) [S470J25SL0N6TJ5R](#) [HVCC103Y6P152MEAX](#)
[S103Z43Y5VN6TJ5R](#) [DCH102K34Y5PP6FJ5A0](#) [CC1H220KA1EDCH4B1100](#)