

### Features

- Low Phase Noise
- Wide Tuning Range
- Divide-by-Two Output
- Integrated Buffer Amplifier
- Excellent Temperature Stability
- +5 V Bias
- Lead-Free 5 mm 32-Lead PQFN Package
- Halogen-Free “Green” Mold Compound
- RoHS\* Compliant and 260°C Reflow Compatible

### Description

The MAOC-011027 is an InGaP HBT-based voltage controlled oscillator for frequency generation. No external matching components are required. This VCO is easily integrated into a phase lock loop using the divide-by-two output. The extremely low phase noise makes this part ideal for many radio applications including high capacity digital radios.

The MAOC-011027 primary applications are Point-to-Point Radio, Point-to-Multipoint Radio, Communications Systems, and Low Phase Noise applications.

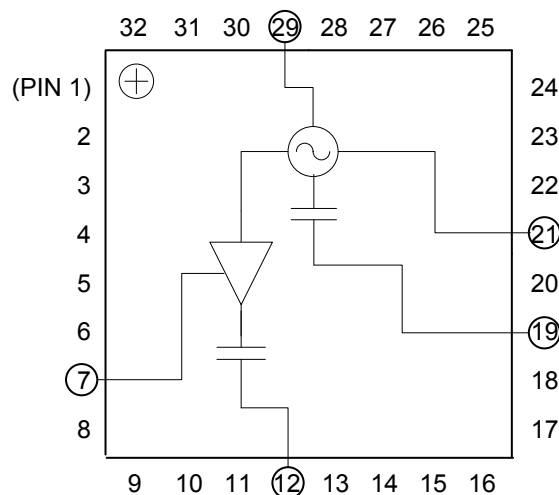
The 5 mm PQFN package has a lead-free finish that is RoHS compliant and compatible with a 260°C reflow temperature. The package also features low lead inductance and an excellent thermal path.

### Ordering Information<sup>1</sup>

Part Number	Package
MAOC-011027-TR0500	500 piece reel
MAOC-011027-001SMB	Sample Board

1. Reference Application Note M513 for reel size information.

### Block Diagram



### Pin Designations<sup>2</sup>

Pin	Function	Pin	Function
1	N/C	17	N/C
2	N/C	18	N/C
3	N/C	19	RF
4	N/C	20	N/C
5	N/C	21	V <sub>CC</sub>
6	N/C	22	N/C
7	V <sub>BUFFER</sub>	23	N/C
8	N/C	24	N/C
9	N/C	25	N/C
10	N/C	26	N/C
11	N/C	27	N/C
12	RF/2	28	N/C
13	N/C	29	V <sub>TUNE</sub>
14	N/C	30	N/C
15	N/C	31	N/C
16	N/C	32	N/C

2. The exposed pad centered on the package bottom must be connected to RF and DC ground. Connecting all N/C pins to RF/DC Ground in the layout is also recommended.

\* Restrictions on Hazardous Substances, European Union Directive 2002/95/EC.

## Voltage Controlled Oscillator 13.4 - 14.4 GHz

Rev. V3

**Electrical Specifications:  $T_A = +25^\circ\text{C}$ ,  $V_{CC} = V_{BUFFER} = 5.0\text{ V}^3$ ,  $Z_0 = 50\ \Omega$**

Parameter	Test Conditions	Units	Min.	Typ.	Max.
Output Power	RF Port, 13.4 - 14.4 GHz RF/2 Port, 6.7 - 7.2 GHz	dBm	4 -3	8 1	—
SSB Phase Noise	RF Port, 10 KHz Offset, 13.4 - 14.4 GHz RF Port, 100 KHz Offset, 13.4 - 14.4 GHz	dBc/Hz	—	-79 -108	— -104
Harmonics/Subharmonics $V_{CC}=V_{BUFFER}=V_{TUNE}=5\text{V}$	RF Port, $\frac{1}{2} F_o$ RF Port, $2 F_o$	dBc	—	-16 -38	—
Pulling (Sensitivity to Match) $V_{CC}=V_{BUFFER}=V_{TUNE}=5\text{V}$	RF Port, VSWR = 1.95:1 to 2.25:1	MHz pk-pk	—	10	—
Pushing (Sensitivity to Supply Voltage)	RF Port, $V_{TUNE} = 5\text{ V}$ RF/2 Port, $V_{TUNE} = 5\text{ V}$	MHz/V	—	10 5	—
Frequency Drift Rate (Sensitivity to Temperature)	RF Port, 13.4 - 14.4 GHz RF/2 Port, 6.7 - 7.2 GHz	MHz/ $^\circ\text{C}$	—	1.2 .7	—
Output Return Loss	RF Port, 13.4 - 14.4 GHz RF/2 Port, 6.7 - 7.2 GHz	dB	—	2.5 6	—
Tuning Sensitivity @ RF Port	$V_{TUNE} = 5\text{ V}$	GHz/V	—	0.21	—
Supply Current	$I_{TOTAL} (I_{CC} + I_{BUFFER})$ $I_{CC}$ $I_{BUFFER}$	mA	—	165 145 20	205 175 30
Tune Voltage	$V_{TUNE}$	V	1.5	—	12.5
Tuning Current Leakage	$V_{TUNE} = 13\text{ V}$	$\mu\text{A}$	—	5	10

3. VCO can operate over the 4.75 V to 5.25 V supply voltage range.

## Voltage Controlled Oscillator 13.4 - 14.4 GHz

Rev. V3

### Absolute Maximum Ratings <sup>4,5,6</sup>

Parameter	Absolute Maximum
Supply Voltage (V <sub>CC</sub> & V <sub>BUFFER</sub> )	+5.5 Vdc
V <sub>TUNE</sub>	0 to +15 Vdc
Storage Temperature	-55°C to +150°C
Operating Temperature	-40°C to +85°C
Case Temperature (T <sub>C</sub> ) (measured @ exposed pad)	+100°C
Junction Temperature <sup>7</sup>	+135°C

- Exceeding any one or combination of these limits may cause permanent damage to this device.
- MACOM does not recommend sustained operation near these survivability limits.
- Operating at nominal conditions with T<sub>J</sub> ≤ +135°C will ensure MTBF > 2.5 x 10<sup>6</sup> hours.
- Junction Temperature (T<sub>J</sub>) = T<sub>C</sub> + Θ<sub>Jc</sub> \* (V \* I)  
 Typical thermal resistance (Θ<sub>Jc</sub>) = 35° C/W.  
 a) For T<sub>C</sub> = 25°C, T<sub>J</sub> = 54°C @ 5 V, 165 mA  
 b) For T<sub>C</sub> = 85°C, T<sub>J</sub> = 115°C @ 5 V, 170 mA

### Handling Procedures

Please observe the following precautions to avoid damage:

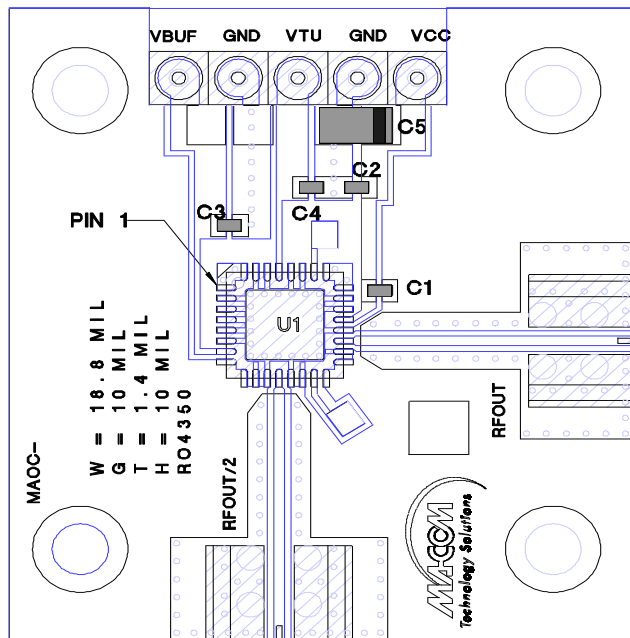
### Static Sensitivity

Gallium Arsenide Integrated Circuits are sensitive to electrostatic discharge (ESD) and can be damaged by static electricity. Proper ESD control techniques should be used when handling these devices.



ESD Rating: Class 1A

### Sample Board



### Parts List

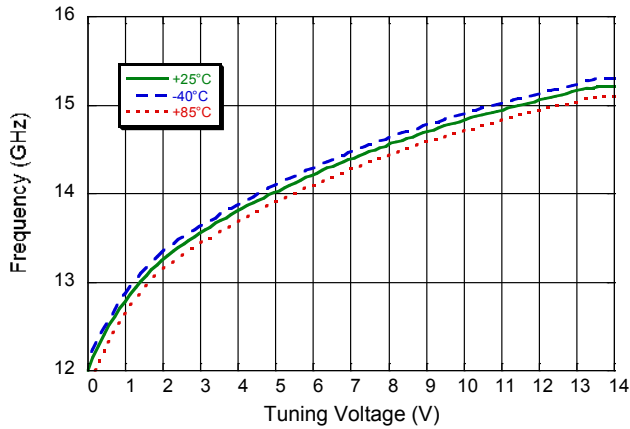
Component	Value	Case Size
C1	100 pF	0402
C2, C3, C4	0.1 μF	0402
C5	10 μF Tantalum	1206

## Voltage Controlled Oscillator 13.4 - 14.4 GHz

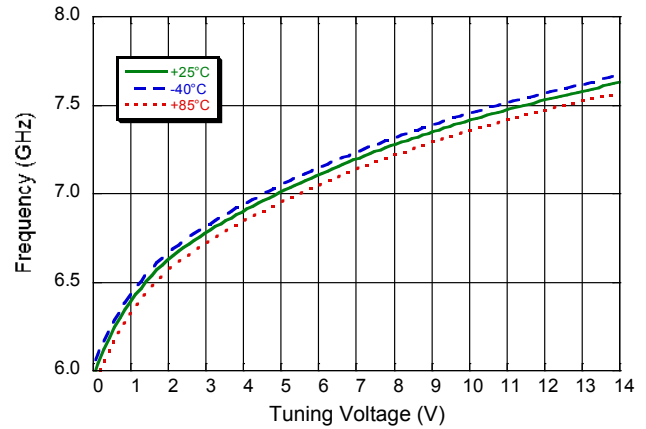
Rev. V3

Typical Performance Curves:  $V_{CC} = V_{BUFFER} = 5V$ ,  $T_A = +25^\circ C$  (unless otherwise indicated)

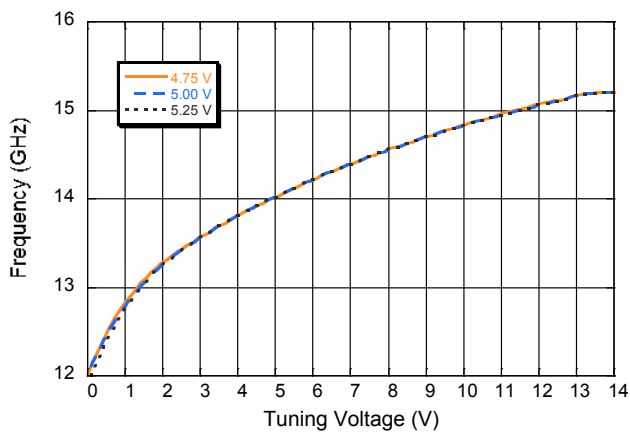
Output Frequency vs. Tuning Voltage - RF Port



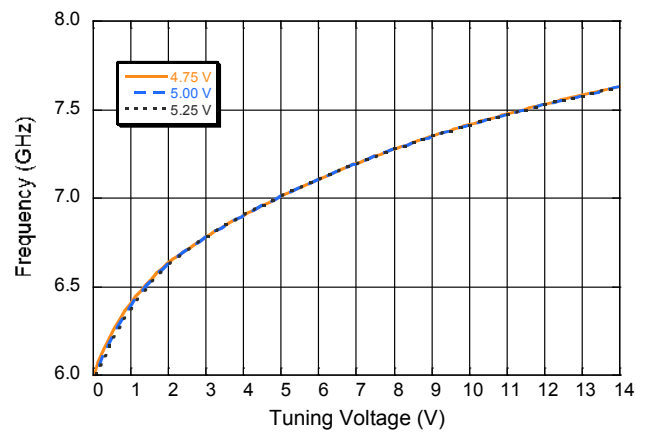
Output Frequency vs. Tuning Voltage - RF/2 Port



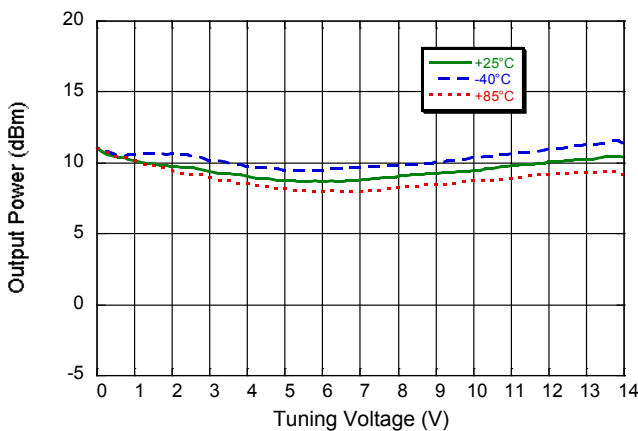
Output Frequency vs. Tuning / Supply Voltage - RF Port



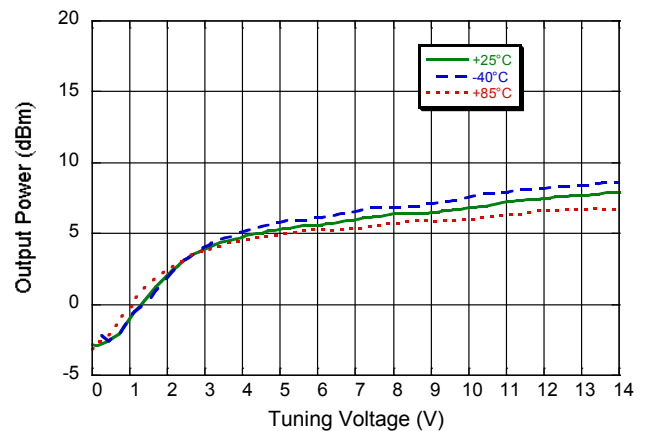
Output Frequency vs. Tuning / Supply Voltage - RF/2 Port



Output Power vs. Tuning Voltage - RF Port



Output Power vs. Tuning Voltage - RF/2 Port

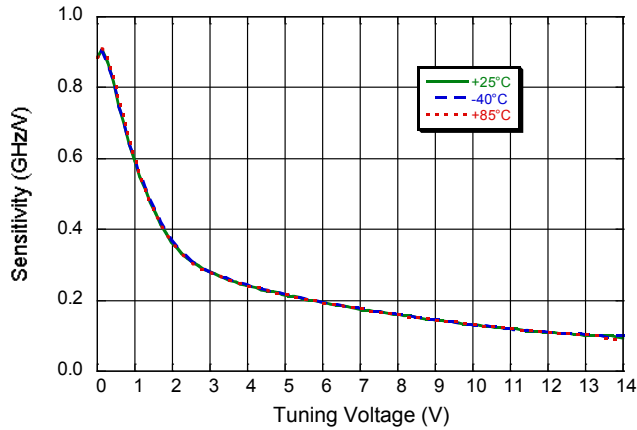


## Voltage Controlled Oscillator 13.4 - 14.4 GHz

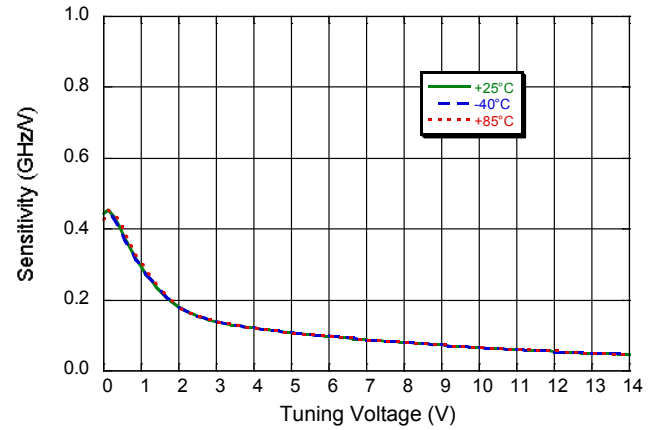
Rev. V3

Typical Performance Curves:  $V_{CC} = V_{BUFFER} = 5V$ ,  $T_A = +25^\circ C$  (unless otherwise indicated)

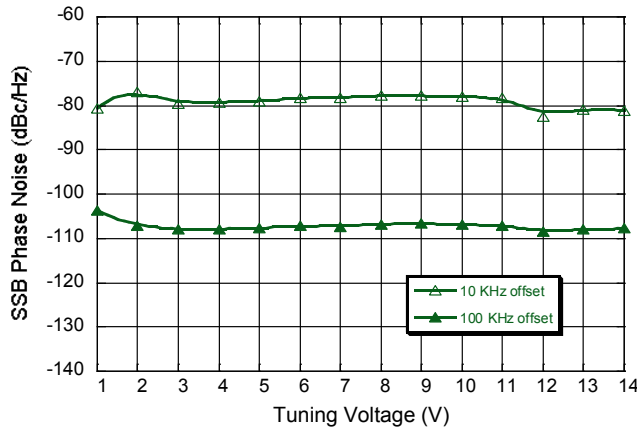
Frequency Sensitivity vs. Tuning Voltage - RF Port



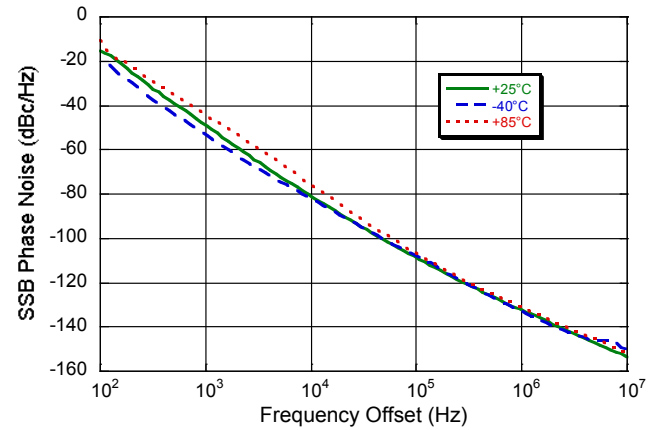
Frequency Sensitivity vs. Tuning Voltage - RF/2 Port



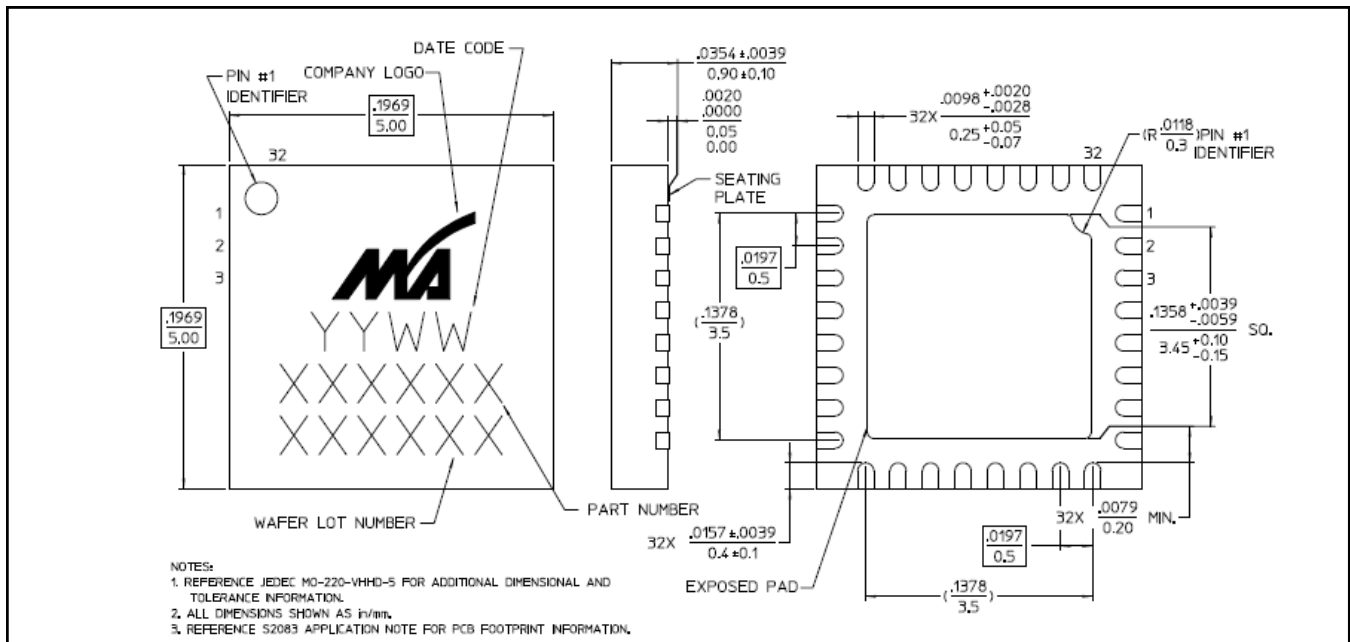
Single Side Band Phase Noise vs. Tuning Voltage  
RF Port



Single Side Band Phase Noise vs. Frequency Offset  
RF Port ( $V_{TUNE} = 5V$ )



## Lead-Free 5 mm 32-Lead PQFN†



† Reference Application Note S2083 for lead-free solder reflow recommendations.  
Meets JEDEC moisture sensitivity level 1 requirements.  
Plating is 100% matte tin over copper.

M/A-COM Technology Solutions Inc. All rights reserved.

Information in this document is provided in connection with M/A-COM Technology Solutions Inc ("MACOM") products. These materials are provided by MACOM as a service to its customers and may be used for informational purposes only. Except as provided in MACOM's Terms and Conditions of Sale for such products or in any separate agreement related to this document, MACOM assumes no liability whatsoever. MACOM assumes no responsibility for errors or omissions in these materials. MACOM may make changes to specifications and product descriptions at any time, without notice. MACOM makes no commitment to update the information and shall have no responsibility whatsoever for conflicts or incompatibilities arising from future changes to its specifications and product descriptions. No license, express or implied, by estoppel or otherwise, to any intellectual property rights is granted by this document.

THESE MATERIALS ARE PROVIDED "AS IS" WITHOUT WARRANTY OF ANY KIND, EITHER EXPRESS OR IMPLIED, RELATING TO SALE AND/OR USE OF MACOM PRODUCTS INCLUDING LIABILITY OR WARRANTIES RELATING TO FITNESS FOR A PARTICULAR PURPOSE, CONSEQUENTIAL OR INCIDENTAL DAMAGES, MERCHANTABILITY, OR INFRINGEMENT OF ANY PATENT, COPYRIGHT OR OTHER INTELLECTUAL PROPERTY RIGHT. MACOM FURTHER DOES NOT WARRANT THE ACCURACY OR COMPLETENESS OF THE INFORMATION, TEXT, GRAPHICS OR OTHER ITEMS CONTAINED WITHIN THESE MATERIALS. MACOM SHALL NOT BE LIABLE FOR ANY SPECIAL, INDIRECT, INCIDENTAL, OR CONSEQUENTIAL DAMAGES, INCLUDING WITHOUT LIMITATION, LOST REVENUES OR LOST PROFITS, WHICH MAY RESULT FROM THE USE OF THESE MATERIALS.

MACOM products are not intended for use in medical, lifesaving or life sustaining applications. MACOM customers using or selling MACOM products for use in such applications do so at their own risk and agree to fully indemnify MACOM for any damages resulting from such improper use or sale.

## X-ON Electronics

Largest Supplier of Electrical and Electronic Components

*Click to view similar products for [Other Tools](#) category:*

*Click to view products by [MACOM](#) manufacturer:*

Other Similar products are found below :

[CR-05FL7--150R](#) [CR-05FL7--698K](#) [899-2-KT46](#) [899-5-KT46](#) [CR-0AFL4--332K](#) [CR-12FP4--260R](#) [CRCW04021961FRT7](#) [5800-0090](#)  
[CRCW0603102JRT5](#) [59065-5](#) [00-8273-RDPP](#) [00-8729-WHPP](#) [593033](#) [593058](#) [593072](#) [593564100](#) [593575](#) [593591](#) [593593](#) [011349-000](#)  
[LTI506SBLAMNBL](#) [LUC-012S070DSM](#) [LUC-018S070DSP](#) [599-2021-3-NME](#) [599-JJ-2021-03](#) [00-5080-YWPP](#) [5E4750/01-20R0-T/R](#)  
[LW1A-L1-GL](#) [LW1A-P1-GD](#) [LW1L-A1C10V-GL](#) [LW1L-M1C70-A](#) [0202-0173](#) [00-9089-RDPP](#) [00-9300-RDPP](#) [01-1003W-8/32-10](#) [601-](#)  
[GP-08-KT39](#) [601-JJ-06](#) [601YSY](#) [602-JJ-03](#) [602SPB](#) [602Z](#) [603-JJ-07-FP](#) [603-JJY-04](#) [604J](#) [604-JJ-05](#) [CRTN1013](#) [CS16](#) [6-1579014-0](#)  
[CSB2](#) [C-S-C](#)