

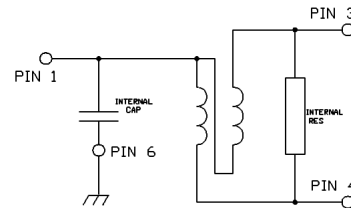
E-Series Surface Mount Power Divider 1 - 2700 MHz

Rev. V5

Features

- 2 Way 50 Ω , 0 Degree
- Surface Mount
- Available on Tape and Reel
- Broad Band performance
- RoHS Compliant and Pb Free
- 260°C Reflow Compatible
- Excellent Temperature Stability

Functional Schematic



Description

MAPD-008957-CT0012 is a RoHS compliant 2 Way 0° Power Divider in a low cost, surface mount package.

Pin Configuration

Pin No.	Function
1	Input
2	Not Used (GND)
3	Output Port1
4	Output Port2
5	Not Used (GND)
6	Ground

Ordering Information

Part Number	Package
MAPD-008957-CT0012	2000 piece reel

Electrical Specifications: $T_A = +25^\circ\text{C}$, $Z_0 = 50 \Omega$, $P_{in} = 0 \text{ dBm}$

Parameter	Test Frequency (MHz)	Units	Min.	Typ.	Max.
Insertion Loss (Above 3 dB)	1 - 1350	dB	—	0.6	1.3
	1350 - 2700			1.2	2.5
Isolation	1 - 50	dB	—	12.5	9
	50 - 200			14.7	12
	200 - 2700			12.1	10
Amplitude Balance	1 - 540	dB	—	0.01	± 0.5
	540 - 1200			0.5	± 1.0
	1200 - 1890			0.7	± 1.5
	1890 - 2700			1.1	± 2.5
Phase Balance	1 - 1500	deg.	—	1.0	± 4
	1500 - 2700			2.3	± 8
Input Return Loss	1 - 1200	dB	7	9.5	—
	1200 - 1800		10	14.2	
	1800 - 2400		13	20.3	
	2400 - 2700		10	16.8	
Output Return Loss (Pin 3)	1 - 1500	dB	13	16	—
	1500 - 2700		10	14	
Output Return Loss (Pin 4)	1 - 2700	dB	17	20	—

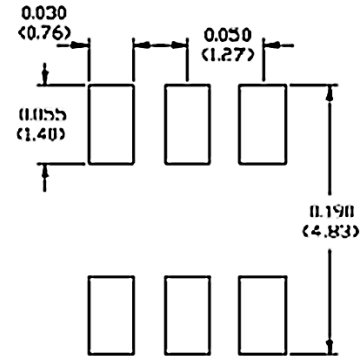
E-Series Surface Mount Power Divider 1 - 2700 MHz

Rev. V5

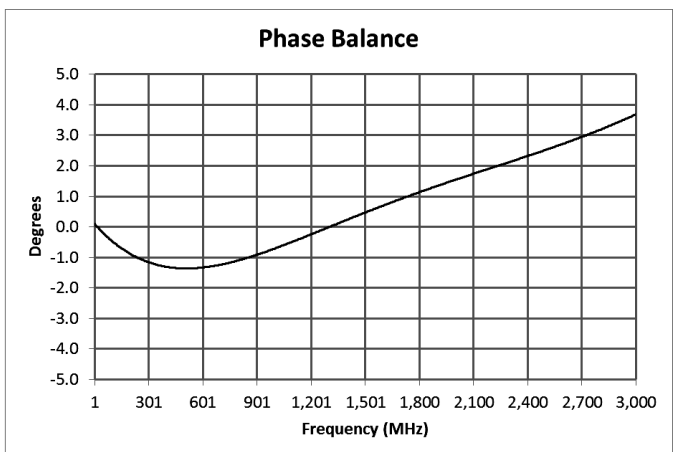
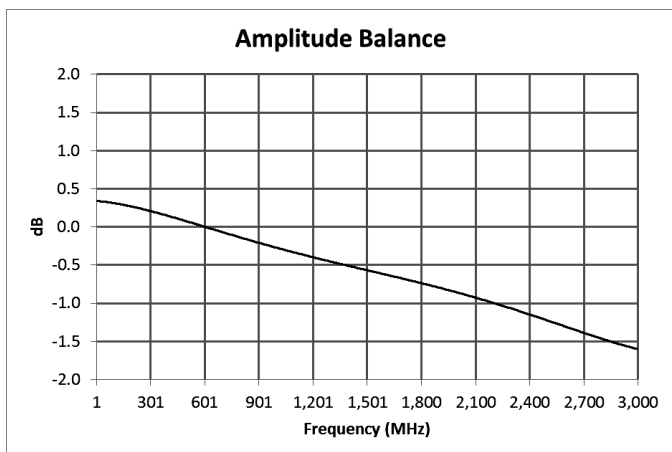
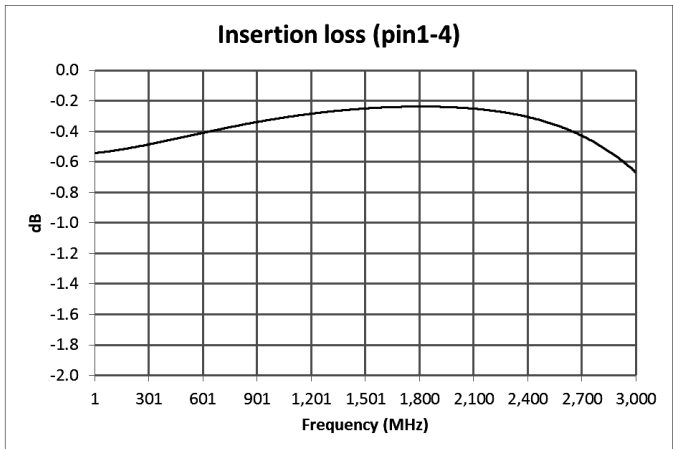
Absolute Maximum Ratings

Parameter	Absolute Maximum
RF Power	1 W
Internal Load Dissipation	50 mA
Operating Temperature	-40°C to +85°C
Storage Temperature	-55°C to +125°C

PCB Layout

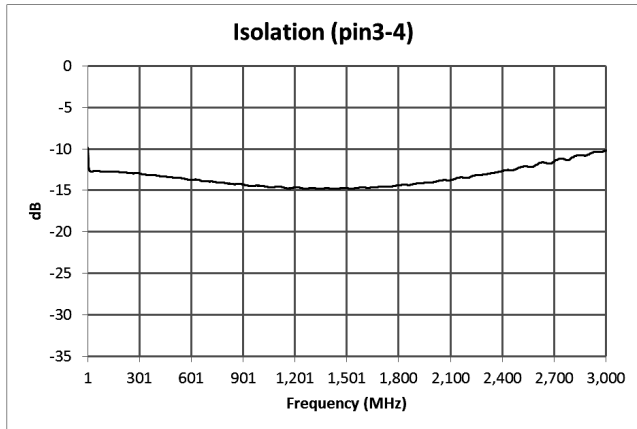
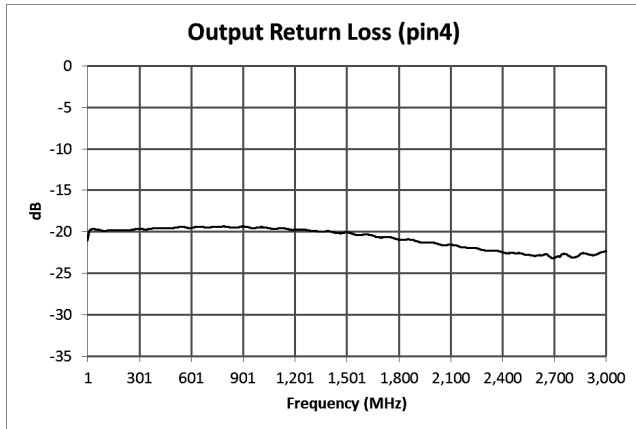
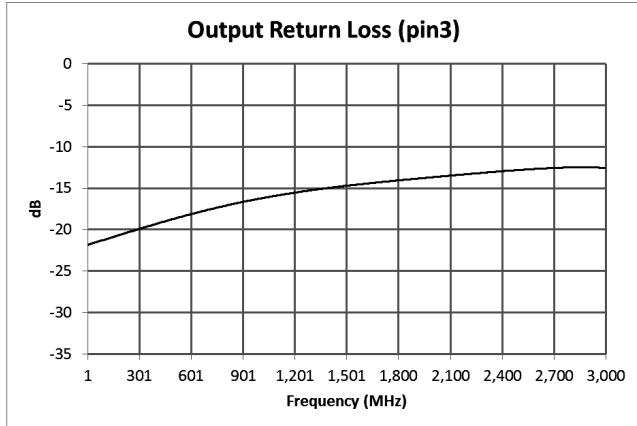
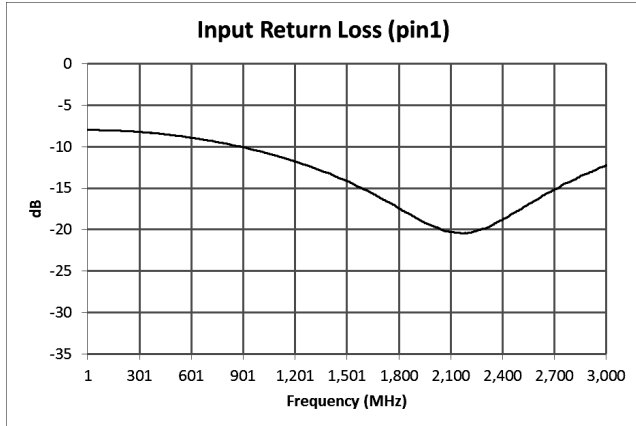


Typical Performance Curves

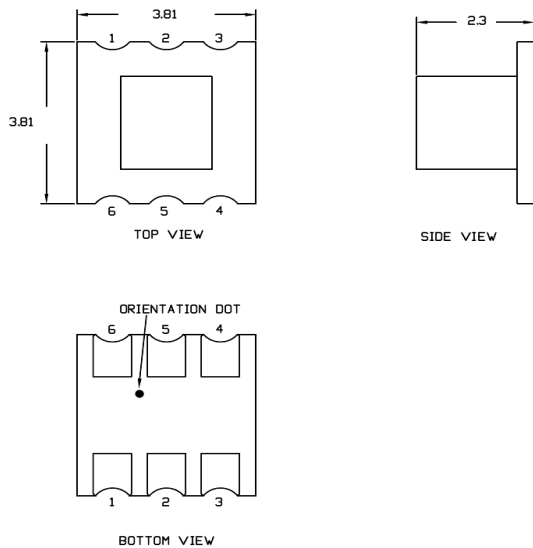


E-Series Surface Mount Power Divider 1 - 2700 MHz

Rev. V5

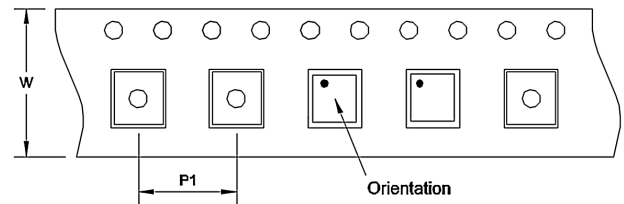


Outline Drawing



Dimensions in mm.
Tolerance: ± 0.2 mm unless otherwise noted.

Carrier Tape Orientation



Tape & Reel Information

Parameter	Units	Value
Qty per reel	-	2000
Reel Size	mm	330
Tape Width	mm	12.00
Pitch	mm	8.00
Orientation	-	F18
Reference Application Note ANI-019 for orientation		

MACOM Technology Solutions Inc. All rights reserved.

Information in this document is provided in connection with MACOM Technology Solutions Inc ("MACOM") products. These materials are provided by MACOM as a service to its customers and may be used for informational purposes only. Except as provided in MACOM's Terms and Conditions of Sale for such products or in any separate agreement related to this document, MACOM assumes no liability whatsoever. MACOM assumes no responsibility for errors or omissions in these materials. MACOM may make changes to specifications and product descriptions at any time, without notice. MACOM makes no commitment to update the information and shall have no responsibility whatsoever for conflicts or incompatibilities arising from future changes to its specifications and product descriptions. No license, express or implied, by estoppel or otherwise, to any intellectual property rights is granted by this document.

THESE MATERIALS ARE PROVIDED "AS IS" WITHOUT WARRANTY OF ANY KIND, EITHER EXPRESS OR IMPLIED, RELATING TO SALE AND/OR USE OF MACOM PRODUCTS INCLUDING LIABILITY OR WARRANTIES RELATING TO FITNESS FOR A PARTICULAR PURPOSE, CONSEQUENTIAL OR INCIDENTAL DAMAGES, MERCHANTABILITY, OR INFRINGEMENT OF ANY PATENT, COPYRIGHT OR OTHER INTELLECTUAL PROPERTY RIGHT. MACOM FURTHER DOES NOT WARRANT THE ACCURACY OR COMPLETENESS OF THE INFORMATION, TEXT, GRAPHICS OR OTHER ITEMS CONTAINED WITHIN THESE MATERIALS. MACOM SHALL NOT BE LIABLE FOR ANY SPECIAL, INDIRECT, INCIDENTAL, OR CONSEQUENTIAL DAMAGES, INCLUDING WITHOUT LIMITATION, LOST REVENUES OR LOST PROFITS, WHICH MAY RESULT FROM THE USE OF THESE MATERIALS.

MACOM products are not intended for use in medical, lifesaving or life sustaining applications. MACOM customers using or selling MACOM products for use in such applications do so at their own risk and agree to fully indemnify MACOM for any damages resulting from such improper use or sale.

X-ON Electronics

Largest Supplier of Electrical and Electronic Components

Click to view similar products for [Signal Conditioning](#) category:

Click to view products by [MACOM](#) manufacturer:

Other Similar products are found below :

[MAPDCC0001](#) [MAPDCC0004](#) [PD0409J5050S2HF](#) [880157](#) [HHS-109-PIN](#) [DC1417J5005AHF](#) [AFS14A30-2185.00-T3](#) [AFS14A35-1591.50-T3](#) [DS-323-PIN](#) [B39321R801H210](#) [1A0220-3](#) [JP510S](#) [LFB212G45SG8C341](#) [LFB322G45SN1A504](#) [LFL182G45TC3B746](#) [SF2159E](#) [30057](#) [FM-104-PIN](#) [CER0813B](#) [MAPDCC0005](#) [3A325](#) [40287](#) [41180](#) [ATB3225-75032NCT](#) [BD0810N50100AHF](#) [BD2425J50200AHF](#) [C5060J5003AHF](#) [JHS-115-PIN](#) [JP503AS](#) [DC0710J5005AHF](#) [DC2327J5005AHF](#) [DC3338J5005AHF](#) [43020](#) [LFB2H2G60BB1C106](#) [LFL15869MTC1B787](#) [X3C19F1-20S](#) [XC3500P-20S](#) [10013-20](#) [SF2194E](#) [CDBLB455KCAX39-B0](#) [TGL2208-SM, EVAL](#) [RF1353C](#) [1E1305-3](#) [1F1304-3S](#) [1G1304-30](#) [B0922J7575AHF](#) [2020-6622-20](#) [TP-102-PIN](#) [TP-103-PIN](#) [BD1222J50200AHF](#)