

# MACRONIX

## PART NUMBER SELECTION GUIDE



# MACRONIX Serial NOR Flash

OctaFlash															
Density	Voltage	Product Status <sup>1</sup>	Part Number	Organization			Bus Width	DTR	SFDP Mode	HOLD Pin	RESET Pin <sup>2</sup>	Security Feature	Note	Package	KGD
				4 (KB)	32 (KB)	64 (KB)									
128Mb	3V	⊕	MX25LM12845G	•	•	•	x1, x8	•	•	•	•	•	7	16-SOP, 24-TFBGA	
	1.8V	⊕	MX25UM12845G	•	•	•	x1, x8	•	•	•	•	•	7	16-SOP, 24-TFBGA	
256Mb	3V	⊕	MX25LM25645G	•	•	•	x1, x8	•	•	•	•	•	7	16-SOP, 24-TFBGA	
	1.8V	⊕	MX25UM25645G	•	•	•	x1, x8	•	•	•	•	•	7	16-SOP, 24-TFBGA	
512Mb	3V	⊕	MX25LM51245G	•	•	•	x1, x8	•	•	•	•	•	7	16-SOP, 24-TFBGA	•
	1.8V	⊕	MX25UM51245G	•	•	•	x1, x8	•	•	•	•	•	7	16-SOP, 24-TFBGA	
1Gb	3V	⊕	MX66LM1G45G	•	•	•	x1, x8	•	•	•	•	•	7	24-TFBGA	
	1.8V	⊕	MX66UM1G45G	•	•	•	x1, x8	•	•	•	•	•	7	24-TFBGA	
2Gb	3V	⊕	MX66LM2G45G	•	•	•	x1, x8	•	•	•	•	•	7	24-TFBGA	
	1.8V	⊕	MX66UM2G45G	•	•	•	x1, x8	•	•	•	•	•	7	24-TFBGA	
Ultra Low Power / Wide Range Vcc Flash															
512Kb	1.65-3.6V	⊕	MX25R512F	•	•	•	x1, x2, x4	•	•	•	•	•	7,12,14	8-SOP / TSSOP / USON, WLCSP	
1Mb		⊕	MX25R1035F	•	•	•	x1, x2, x4	•	•	•	•	•	7,12,14	8-SOP / TSSOP / USON, WLCSP	
2Mb		⊕	MX25R2035F	•	•	•	x1, x2, x4	•	•	•	•	•	7,12,14	8-SOP / TSSOP / USON, WLCSP	•
4Mb		⊕	MX25R4035F	•	•	•	x1, x2, x4	•	•	•	•	•	7,12,14	8-SOP / USON / WSON, WLCSP	•
8Mb		⊕	MX25R8035F	•	•	•	x1, x2, x4	•	•	•	•	•	7,12,14	8-SOP / USON / WSON, WLCSP	•
16Mb		⊕	MX25R1635F	•	•	•	x1, x2, x4	•	•	•	•	•	7,12,14	8-SOP / USON / WSON, WLCSP	•
32Mb		⊕	MX25R3235F	•	•	•	x1, x2, x4	•	•	•	•	•	7,12,14	8-SOP / WSON / USON, WLCSP	•
64Mb		⊕	MX25R6435F	•	•	•	x1, x2, x4	•	•	•	•	•	7,12,14	8-SOP / WSON / USON, WLCSP	•
Serial NOR Flash I-Grade (-40°C to 85°C)															
512Kb	3V		MX25L512E	•		•	x1, x2		•	•				8-SOP / TSSOP / USON	•
			MX25L512E	•		•	x1						5,10	8-SOP / TSSOP / USON	•
	2.5V		MX25V512E	•		•	x1, x2			•				8-SOP / TSSOP / USON	•
		⊕	MX25V512F	•	•	•	x1, x2, x4			•			7	8-SOP / USON	•
1Mb	3V		MX25U512E	•		•	x1, x2, x4			•				8-SOP / TSSOP / USON	•
			MX25L1006E	•		•	x1, x2			•				8-SOP / USON, WLCSP	•
			MX25L1021E	•		•	x1						5,10	8-SOP	•
			MX25L1026E	•		•	x1, x2			•			10	8-SOP	•
	2.5V		MX25V1006E	•		•	x1, x2				•			8-SOP / TSSOP / USON	•
		⊕	MX25V1006F	•	•	•	x1, x2							8-SOP / TSSOP / USON	•
			MX25V1035F	•	•	•	x1, x2, x4			•			7	8-SOP / USON	•
		⊕	MX25U1001E	•		•	x1, x2, x4				•			8-SOP / TSSOP / USON	•
2Mb	3V		MX25L2006E	•		•	x1, x2			•				8-SOP / WSON / USON	•
			MX25L2026E	•		•	x1, x2						10	8-SOP	•
			MX25V2006E	•		•	x1, x2							8-SOP / VSOP / WSON / USON	•
		⊕	MX25V2033F	•	•	•	x1, x2, x4						7	8-SOP	•
	2.5V		MX25V2035F	•	•	•	x1, x2, x4							8-SOP / WSON / USON	•
		⊕	MX25U2033E	•	•	•	x1, x2, x4							8-SOP / WSON / USON, WLCSP	•
			MX25U2035F	•	•	•	x1, x2, x4						7	8-USON	•
		⊕	MX25L4006E	•		•	x1, x2							8-PDIP / SOP / WSON / USON	•
4Mb	3V		MX25L4026E	•		•	x1, x2							8-SOP	•
			MX25V4006E	•		•	x1, x2							8-SOP / VSOP / WSON / USON	•
	2.5V	⊕	MX25V4035F	•	•	•	x1, x2, x4						7	8-SOP / WSON / USON	•
			MX25U4033E	•	•	•	x1, x2, x4							8-SOP / WSON / USON, WLCSP	•
8Mb	3V		MX25U4035F	•	•	•	x1, x2, x4						7	8-USON	•
			MX25L8006E	•		•	x1, x2							8-PDIP / SOP / WSON / USON	•
			MX25L8036E	•		•	x1, x2, x4							8-SOP	•
			MX25L8073E	•		•	x1, x2, x4						9	8-SOP	•
	2.5V		MX25V8006E	•		•	x1, x2							8-SOP / WSON	•
		⊕	MX25V8035F	•	•	•	x1, x2, x4						7	8-SOP / WSON / USON	•
			MX25U8033E	•	•	•	x1, x2, x4							8-SOP / WSON / USON, WLCSP	•
		⊕	MX25U8035F	•	•	•	x1, x2, x4						7	8-USON	•
16Mb	3V		MX25L1606E	•		•	x1, x2							8-PDIP / SOP / WSON / USON, 16-SOP, 24-TFBGA	•
			MX25L1633E	•		•	x1, x2, x4							8-SOP / WSON / USON	•
			MX25L1636E	•		•	x1, x2, x4							8-SOP	•
			MX25L1655D	•		•	x1, x2, x4							8-SOP, 24-TFBGA	•
	2.5V		MX25L1673E	•		•	x1, x2, x4						9	8-SOP / WSON	•
		⊕	MX25V1635F	•	•	•	x1, x2, x4						7	8-SOP / WSON / USON, 16-SOP, 24-TFBGA,	•
			MX25U1633F	•	•	•	x1, x2, x4						7	8-USON	•
		⊕	MX25U1635F	•	•	•	x1, x2, x4						7	8-SOP / WSON / USON, WLCSP	•
32Mb	3V		MX25L3206E	•		•	x1, x2							8-SOP / WSON / USON, 24-TFBGA	•
		⊕	MX25L3233F	•	•	•	x1, x2, x4						7	8-SOP / WSON / USON, 16-SOP	•
			MX25L3236F	•	•	•	x1, x2, x4						7	8-SOP	•
			MX25L3255E	•	•	•	x1, x2, x4							8-SOP, 24-TFBGA	•
	1.8V		MX25L3273F	•	•	•	x1, x2, x4						7,9	8-SOP	•
		⊕	MX25U3235F	•	•	•	x1, x2, x4						7	8-SOP / WSON / USON / XSON, WLCSP	•
			MX25U3273F	•	•	•	x1, x2, x4							8-SOP	•
			MX25U3273F	•	•	•	x1, x2, x4							8-SOP	•

Notes: For further product details and specifications, please refer to the respective datasheets.

- ⊕ Primary product for promotion.
- ⊕ Advance Information
- Blank Product is available for custom applications or special markets.
- RESET pin may not be available for all package options.
- OTP area pre-programmed at the factory.
- 3- and 4-Byte addressing.
- Commercial temperature only.
- 4-Byte addressing only, with legacy commands.
- Suspend/Resume function added.
- Wireless temperature range.
- Quad Mode enabled at factory (QE Bit=1).
- Volatile Block Protect (BP) bits.
- Extended Temperature (-55°C to 125°C)
- Ultra low Power Mode and High Performance Mode support (Default Mode by option.)
- N grade=Industrial plus plus (-40°C to 105°C).
- RESET# and HOLD# depends on part number options.

Package Type	WLCSP	8-PDIP	8-SOP	8-SOP	8-SOP	8-VSOP	8-VSOP	8-TSSOP	8-WSON	8-WSON	8-USON	8-USON	8-USON	8-XSON	16-SOP	24-TFBGA	24-TFBGA
Package Size (mm)		300mil	150mil	200mil	150mil	200mil	173mil	6x5	8x6	2x3	4x3	4x4	4x4	300mil	4x6 grid	5x5 grid	

The information contained herein is provided based on the current product status. Macronix reserves the right to change product and specifications, or to make correction or modification without notice.

For other information or specification of succeeding products, please contact your local Macronix sales representative or visit Macronix's website at [www.macronix.com](http://www.macronix.com)

# MACRONIX Serial NOR Flash

Serial NOR Flash I-Grade (-40°C to 85°C)																
Density	Voltage	Product Status	Part Number	Organization			Bus Width	DTR	SFDP Mode	HOLD Pin	RESET Pin <sup>2</sup>	Security Feature	Note	Package	KGD	
				4 (KB)	32 (KB)	64 (KB)										
64Mb	3V	⊖	MX25L6406E	•	•	•	x1, x2		•	•			7	8-SOP / VSOP / WSON / USON, 24-TFBGA	•	
			MX25L6433F	•	•	•	x1, x2, x4		•	•					8-SOP / WSON, 16-SOP, 24-TFBGA	
			MX25L6435E	•	•	•	x1, x2, x4		•	•					8-SOP / WSON, 16-SOP, 24-TFBGA	
			MX25L6436F	•	•	•	x1, x2, x4		•	•				7	8-SOP	
			MX25L6439E	•	•	•	x1, x4		•	•				7	8-VSOP	
			MX25L6450F	•	•	•	x1, x2, x4		•	•				9	8-PDIP / SOP / WSON	
			MX25L6456F	•	•	•	x1, x2, x4		•	•		•		7	8-SOP, 24-TFBGA	•
			MX25L6473E	•	•	•	x1, x2, x4		•	•				9	8-SOP / VSOP / WSON, WLCSP	
			MX25L6473F	•	•	•	x1, x2, x4		•	•				7,9	8-SOP / WSON	
			MX25U6435F	•	•	•	x1, x2, x4		•	•		•		7	8-SOP / WSON, WLCSP	•
128Mb	3V	⊖	MX25U6473F	•	•	•	x1, x2, x4		•	•			7,9	8-SOP / WSON, WLCSP		
			MX25L12835F	•	•	•	x1, x2, x4		•	•				7	8-SOP / WSON, 16-SOP	•
			MX25L12839F	•	•	•	x1, x4		•	•				7,8	8-WSON	
			MX25L12845G	•	•	•	x1, x2, x4	•	•	•				7	8-SOP / WSON, 16-SOP, 24-TFBGA	
			MX25L12850F	•	•	•	x1, x2, x4		•	•				7,9	8-PDIP / SOP / WSON	
			MX25L12855F	•	•	•	x1, x2, x4		•	•		•		7	16-SOP, 24-TFBGA	
			MX25L12865F	•	•	•	x1, x2, x4		•	•				7	16-SOP	
			MX25L12873G	•	•	•	x1, x2, x4		•	•				7,9	8-SOP / WSON, 16-SOP	
			MX25L12873F	•	•	•	x1, x2, x4	•	•	•				7	8-SOP / WSON, 16-SOP	
			MX25U12835F	•	•	•	x1, x2, x4		•	•		•		7	8-SOP / WSON, 16-SOP, WLCSP	•
256Mb	3V	⊖	MX25U12873F	•	•	•	x1, x2, x4		•	•			7,9	8-SOP / WSON		
			MX25L25635F	•	•	•	x1, x2, x4		•	•				4,7	8-WSON, 16-SOP, 24-TFBGA	•
			MX25L25639F	•	•	•	x1, x4		•	•				4,7,8	8-WSON	
			MX25L25645G	•	•	•	x1, x2, x4	•	•	•				4,7	8-SOP / WSON, 16-SOP, 24-TFBGA	•
			MX25L25655F	•	•	•	x1, x2, x4		•	•		•		4,7	16-SOP, 24-TFBGA	
			MX25L25673G	•	•	•	x1, x2, x4	•	•	•				4,7	8-SOP / WSON, 16-SOP	
			MX25L25735F	•	•	•	x1, x2, x4		•	•				6,7	8-WSON, 16-SOP	
			MX25U25635F	•	•	•	x1, x2, x4		•	•		•		4,7	8-WSON, 16-SOP, 24-TFBGA, WLCSP	
			MX25U25645G	•	•	•	x1, x2, x4	•	•	•				4,7	8-WSON, 16-SOP, 24-TFBGA	
			MX25L51237G	•	•	•	x1, x2, x4		•	•				4,7	16-SOP	
512Mb	3V	⊖	MX25L51245G	•	•	•	x1, x2, x4		•	•			4,7	8-WSON, 16-SOP, 24-TFBGA	•	
			MX25L51255G	•	•	•	x1, x2, x4		•	•		•		4,7	16-SOP, 24-TFBGA	
			MX66L51235F	•	•	•	x1, x2, x4		•	•				4,7	8-WSON, 16-SOP, 24-TFBGA	
			MX66L51255F	•	•	•	x1, x2, x4		•	•		•		4,7	16-SOP, 24-TFBGA	
			MX25U51245G	•	•	•	x1, x2, x4	•	•	•				4,7	8-WSON, 16-SOP, 24-TFBGA, WLCSP	•
			MX66U51235F	•	•	•	x1, x2, x4		•	•				4,7	8-WSON, 16-SOP, 24-TFBGA	
			MX66L1G37G	•	•	•	x1, x2, x4	•	•	•				4,7	16-SOP	
			MX66L1G45G	•	•	•	x1, x2, x4	•	•	•				4,7	16-SOP, 24-TFBGA	
			MX66L1G55G	•	•	•	x1, x2, x4	•	•	•		•		4,7	16-SOP, 24-TFBGA	
			MX66L1G85G	•	•	•	x1, x2, x4	•	•	•				4,7	24-TFBGA	
1Gb	1.8V	⊖	MX66U1G45G	•	•	•	x1, x2, x4	•	•	•			4,7	16-SOP, 24-TFBGA		
			MX66L2G45G	•	•	•	x1, x2, x4	•	•	•			4,7	24-TFBGA	•	
2Gb	1.8V	⊖	MX66U2G45G	•	•	•	x1, x2, x4	•	•	•			4,7	24-TFBGA		
			MX66L2G45G	•	•	•	x1, x2, x4	•	•	•			4,7	24-TFBGA	•	

Serial NOR Flash J-Grade (-40°C to 105°C)															
1Mb	3V		MX25L1006E	•	•	•	x1, x2		•	•				•	
4Mb	2.5V		MX25V4006E	•	•	•	x1, x2		•	•				8-SOP	
			MX25V4035F	•	•	•	x1, x2, x4		•	•			7		
8Mb	1.65-3.6V		MX25L8006E	•	•	•	x1, x2		•	•				8-SOP	
			MX25R8035F	•	•	•	x1, x2, x4		•	•		•	7,12,14	8-SOP	
16Mb	2.5V		MX25L1606E	•	•	•	x1, x2		•	•				8-USON / SOP	
			MX25V1635F	•	•	•	x1, x2, x4		•	•				8-USON	
32Mb	3V		MX25L3233F	•	•	•	x1, x2, x4		•	•			7	8-SOP	
			MX25L3235E	•	•	•	x1, x2, x4		•	•				24-TFBGA	
			MX25L3255E	•	•	•	x1, x2, x4		•	•		•		24-TFBGA	
			MX25R3235F	•	•	•	x1, x2, x4		•	•			7,12,14	8-USON	
64Mb	3V		MX25L6433F	•	•	•	x1, x2, x4		•	•			7	8-SOP, 16-SOP	
			MX25L6435E	•	•	•	x1, x2, x4		•	•				8-SOP	
			MX25L6456F	•	•	•	x1, x2, x4		•	•			7	24-TFBGA	
			MX25R6435F	•	•	•	x1, x2, x4		•	•		•	7,12,14	8-SOP	
128Mb	3V		MX25L12835F	•	•	•	x1, x2, x4		•	•			7	8-SOP / WSON, 16-SOP	
			MX25L12845G	•	•	•	x1, x2, x4	•	•	•			7	24-TFBGA	
			MX25U12835F	•	•	•	x1, x2, x4		•	•			7	8-SOP / WSON	
			MX25U12835F	•	•	•	x1, x2, x4		•	•			7,13	16-SOP	
256Mb	3V		MX25L25635F	•	•	•	x1, x2, x4		•	•			4,7	16-SOP, 24-TFBGA	
			MX25L25655F	•	•	•	x1, x2, x4		•	•		•	4,7	24-TFBGA	
			MX66L51235F	•	•	•	x1, x2, x4		•	•				4,7	16-SOP
			MX25L51245G	•	•	•	x1, x2, x4	•	•	•				4,7	16-SOP, 24-TFBGA
1Gb	1.8V	A	MX66L1G45G	•	•	•	x1, x2, x4	•	•	•			4,7	24-TFBGA	
			MX66U1G45G	•	•	•	x1, x2, x4	•	•	•			4,7	16-SOP	
			MX66U1G45G	•	•	•	x1, x2, x4	•	•	•			4,7	24-TFBGA	

Serial NOR Flash K-Grade (-40°C to 125°C)														
512Kb	3V		MX25L512E	•	•	•	x1, x2		•	•				•
			MX25L2006E	•	•	•	x1, x2		•	•				8-USON
2Mb	2.5V		MX25V2006E	•	•	•	x1, x2		•	•				•
			MX25L4006E	•	•	•	x1, x2		•	•				8-SOP / USON
4Mb	2.5V		MX25V4006E	•	•	•	x1, x2		•	•				•
			MX25L8006E	•	•	•	x1, x2		•	•				8-USON
32Mb	3V		MX25L3235E	•	•	•	x1, x2, x4		•	•				8-SOP
			MX25R6435F	•	•	•	x1, x2, x4		•	•			7,12,14	8-SOP
256Mb	3V		MX25L25635F	•	•	•	x1, x2, x4		•	•			4,7	8-SOP
			MX25L25635F	•	•	•	x1, x2, x4		•	•			4,7	8-WSON
512Mb	1.8V		MX66U51235F	•	•	•	x1, x2, x4		•	•		4,7,11	16-SOP	

Notes: For further product details and specifications, please refer to the respective datasheets.

- ⊖ Primary product for promotion.
- A Advance Information
- Blank Product is available for custom applications or special markets.
- RESET pin may not be available for all package options.
- OTP area pre-programmed at the factory.
- 3- and 4-Byte addressing.
- Commercial temperature only.
- 4-Byte addressing only, with legacy commands.
- Suspend/Resume function added.
- Wireless temperature range.
- Quad Mode enabled at factory (QE Bit=1).
- Volatile Block Protect (BP) bits.
- Extended Temperature (-55°C to 125°C)
- Ultra low Power Mode and High Performance Mode support (Default Mode by option.)
- N grade=Industrial plus plus (-40°C to 105°C).
- RESET# and HOLD# depends on part number options.

Package Type	WLCSP	8-PDIP	8-SOP	8-SOP	8-VSOP	8-VSOP	8-TSOP	8-WSON	8-WSON	8-USON	8-USON	8-USON	8-XSON	16-SOP	24-TFBGA	24-TFBGA
Package Size (mm)		300mil	150mil	200mil	150mil	200mil	173mil	6x5	8x6	2x3	4x3	4x4	4x4	300mil	4x6 grid	5x5 grid

The information contained herein is provided based on the current product status. Macronix reserves the right to change product and specifications, or to make correction or modification without notice.

For other information or specification of succeeding products, please contact your local Macronix sales representative or visit Macronix's website at [www.macronix.com](http://www.macronix.com)

# MACRONIX Parallel NOR Flash

Parallel NOR Flash I-Grade (-40°C to 85°C)																	
Density	Voltage	Product Status <sup>1</sup>	Part Number	Organization		Sector		Read Speed (ns)			W/P#/ ACC	Advanced Sector Protection	Advanced Security <sup>7</sup>	Note	Package	KGD	
				x8	x16	Unif.	Boot										
2Mb	5V	➔	MX29F200C	•	•	•	•	70	90						44-SOP, 48-TSOP		
			MX29F040C	•	•	•	•	70	90						32-PLCC / TSOP	•	
			MX29F400C	•	•	•	•	70	90						44-SOP, 48-TSOP		
4Mb	3V	➔	MX29LV040C	•	•	•	•	55Q	70	90				4	32-PLCC / TSOP		
			MX29LV400C	•	•	•	•	55Q	70	90				4	44-SOP, 48-TSOP / LFBGA / TFBGA / WFBGA / XFLGA	•	
			MX29SL402C	•	•	•	•	90								48-TSOP / LFBGA / TFBGA / WFBGA / XFLGA	•
8Mb	3V	➔	MX29F800C	•	•	•	•	70							44-SOP, 48-TSOP / LFBGA		
			MX29LV800C	•	•	•	•	45Q	55Q	70	90					44-SOP, 48-TSOP / LFBGA / TFBGA / WFBGA / XFLGA	•
			MX29SL800C	•	•	•	•	90								48-TSOP / LFBGA / TFBGA / XFLGA	
16Mb	3V	➔	MX29SL802C	•	•	•	•	90							48-WFBGA		
			MX29LV160D	•	•	•	•	70				•				48-TSOP / LFBGA / TFBGA / WFBGA / XFLGA	•
			MX29GA320E/321E	•	•	•	•	70				•	•	•		64-FBGA / LFBGA	
32Mb	3V	➔	MX29GL320E T/B	•	•	•	•	70				•	•		48-TSOP / LFBGA		
			MX29GL320E H/L	•	•	•	•	70				•	•			56-TSOP, 64-LFBGA	•
			MX29LA320E	•	•	•	•	70				•		•		64-FBGA	•
			MX29LV320E	•	•	•	•	70				•				44-SOP, 48-TSOP / LFBGA / TFBGA	•
			MX29NS320E	•	•	•	•	80							5	56-TFBGA	
64Mb	3V	➔	MX29GA640E/641E	•	•	•	•	70	90			•	•	•	64-FBGA / LFBGA		
			MX29GL640E T/B	•	•	•	•	70				•	•			48-TSOP / LFBGA	•
			MX29GL640E H/L	•	•	•	•	70				•	•			56-TSOP, 64-LFBGA	•
			MX29LA640E	•	•	•	•	70				•		•		64-FBGA	•
			MX29LV640E	•	•	•	•	70				•				48-TSOP / LFBGA	•
128Mb	3V	➔	MX29NS640E	•	•	•	•	80						5	56-TFBGA		
			MX29GA128F/129F	•	•	•	•	90				•	•	•		64-FBGA / LFBGA	
			MX29GL128F	•	•	•	•	70	90	110		•	•		3	56-TSOP / FBGA, 64-LFBGA, 70-SSOP	•
256Mb	3V	➔	MX29NS128E	•	•	•	•	80						5	56-TFBGA		
			MX29V5128F	•	•	•	•	80							6	56-TFBGA	•
			MX29GA256F/257F	•	•	•	•	90	100			•	•	•		64-FBGA / LFBGA	•
512Mb	3V	➔	MX29GL256F	•	•	•	•	70Q	90Q	100	110		•	•	3	56-TSOP / FBGA, 64-LFBGA, 70-SSOP	•
			MX29GA512F	•	•	•	•	100	110			•	•			64-LFBGA	
			MX29GL512F	•	•	•	•	100	110	120		•	•		3	56-TSOP / FBGA, 64-LFBGA, 70-SSOP	
1Gb	3V	➔	MX29GL512G	•	•	•	•	100	110			•	•	3	56-TSOP, 64-LFBGA		
			MX68GA1G0F	•	•	•	•	110				•	•	•		64-LFBGA	
			MX68GL1G0F	•	•	•	•	110	120			•	•		3	56-TSOP, 64-LFBGA, 70-SSOP	
2Gb	3V	➔	MX68GL1G0G	•	•	•	•	100			•	•	3	56-TSOP			
			MX68GL2G0F	•	•	•	•	120			•	•	3	70-SSOP			

## Parallel NOR Flash J-Grade (-40°C to 105°C)

512Mb	3V		MX29GL512F	•	•	•	•	120				•	•		56-TSOP	
1Gb	3V		MX68GL1G0F	•	•	•	•	120				•	•		56-TSOP	

Notes : For further product details and specifications, please refer to the respective datasheets.

- ➔ Primary product for promotion.  
**Blank** Product is available for custom applications or special markets.
- Advanced Security indicates that a portion of memory may be permanently locked by user.
- VIO=1.65-3.6V option available.
- 45Q and/or 55Q = Restricted Vcc (3.0-3.6V)
- Burst Read capable.
- Multi Bank, Read While Write, Multiplexed, Burst Read capable.

Package Type	32-PLCC	32-TSOP	32-TSOP	44-SOP	48-TSOP	48-TFBGA	48-TFBGA	48-LFBGA	48-WFBGA	56-TSOP	56-FBGA	56-TFBGA	64-FBGA	64-LFBGA	70-SSOP
Package Size (mm)		8x20	8x14	500mil	12x20	6x8x1.2	6x8x1.2	6x8x1.3	4x6x0.75	14x20	7x9x1.2	7.7x6.2x1.2	10x13x1.2	11x13x1.4	16x58.5
Ball Size (mm)						0.30	0.40	0.40	0.30		0.40	0.30	0.40	0.60	
Ball Pitch (mm)						0.80	0.80	0.80	0.50		0.80	0.50	1.00	1.00	

The information contained herein is provided based on the current product status. Macronix reserves the right to change product and specifications, or to make correction or modification without notice.

For other information or specification of succeeding products, please contact your local Macronix sales representative or visit Macronix's website at [www.macronix.com](http://www.macronix.com)

# MACRONIX NAND Flash

SLC NAND Flash I-Grade (-40°C to 85°C)																			
Density	Voltage	Product Status <sup>1</sup>	Part Number	Tech. Node	Organization		Page Size		Read Speed		ECC Mode	ONFI	P/E Cycles	Cache Read	WP# Pin	Secure Feature		Package	KGD
					x8	x16	2KB	Latency	Seq. Read	Block Protection						Permanent Block Lock			
512Mb	3V		MX30LF1208AA	75nm	•		•	25µs	30ns	1-bit	n/a	100K	•	•			48-TSOP, 63-VFBGA	•	
1Gb	3V		MX30LF1G08AA	75nm	•		•	25µs	30ns	1-bit	n/a	100K	•	•			48-TSOP, 63-VFBGA	•	
		⊕	MX30LF1G18AC	36nm	•		•	25µs	20ns	4-bit	•	100K	•	•	•		48-TSOP, 63-VFBGA	•	
			MX30LF1G185C	36nm	•		•	25µs	20ns	4-bit	•	100K	•	•	•	•		63-VFBGA	
			MX30LF1G28AC	36nm	•		•	25µs	20ns	8-bit	•	100K	•	•	•	•		63-VFBGA	
			MX30LF1G285C	36nm	•		•	25µs	20ns	8-bit	•	100K	•	•	•	•		63-VFBGA	
		MX30LF1GE8AB	36nm	•		•	70µs	20ns	ECC-free	•	100K	•	•				48-TSOP / VFBGA, 63-VFBGA		
	1.8V		MX30UF1G16AC	36nm		•	•	25µs	25ns	4-bit	•	100K	•	•	•			48-VFBGA, 63-VFBGA	
		⊕	MX30UF1G18AC	36nm	•		•	25µs	25ns	4-bit	•	100K	•	•	•			48-TSOP / VFBGA, 63-VFBGA	
		⊕	MX30LF2G18AC	36nm	•		•	25µs	20ns	4-bit	•	100K	•	•	•			48-TSOP, 63-VFBGA	•
			MX30LF2G185C	36nm	•		•	25µs	20ns	4-bit	•	100K	•	•	•	•		63-VFBGA	
		MX30LF2G28AC	36nm	•		•	25µs	20ns	8-bit	•	100K	•	•	•	•		48-TSOP, 63-VFBGA		
2Gb	3V		MX30LF2G285C	36nm	•		•	25µs	20ns	8-bit	•	100K	•	•	•	•		63-VFBGA	
			MX30LF2G28AB	36nm	•		•	25µs	20ns	8-bit	•	100K	•	•	•		48-TSOP, 63-VFBGA		
			MX30LF2GE8AB	36nm	•		•	70µs	20ns	ECC-free	•	100K	•	•			48-TSOP, 63-VFBGA		
			MX30UF2G16AB	36nm		•	•	25µs	25ns	4-bit	•	100K	•	•	•		63-VFBGA		
			MX30UF2G16AC	36nm		•	•	25µs	25ns	4-bit	•	100K	•	•	•		48-VFBGA		
	1.8V		MX30UF2G18AB	36nm	•		•	25µs	25ns	4-bit	•	100K	•	•	•			48-TSOP, 63-VFBGA	
		⊕	MX30UF2G18AC	36nm	•		•	25µs	25ns	4-bit	•	100K	•	•	•			48-TSOP / VFBGA	
			MX30UF2G26AB	36nm		•	•	25µs	25ns	8-bit	•	100K	•	•	•			63-VFBGA	
			MX30UF2G28AB	36nm	•		•	25µs	25ns	8-bit	•	100K	•	•	•			48-TSOP, 63-VFBGA	
			MX30UF2GE8AB	36nm	•		•	70µs	25ns	ECC-free	•	100K	•	•			63-VFBGA		
4Gb	3V	⊕	MX30LF4G18AC	36nm	•		•	25µs	20ns	4-bit	•	100K	•	•	•			48-TSOP, 63-VFBGA	•
			MX30LF4G185C	36nm	•		•	25µs	20ns	4-bit	•	100K	•	•	•	•		63-VFBGA	
			MX30LF4G28AB	36nm	•		•	25µs	20ns	8-bit	•	100K	•	•	•		48-TSOP, 63-VFBGA		
			MX30LF4G28AC	36nm	•		•	25µs	20ns	8-bit	•	100K	•	•	•		48-TSOP, 63-VFBGA		
			MX30LF4GE8AB	36nm	•		•	70µs	20ns	ECC-free	•	100K	•	•			48-TSOP		
	1.8V		MX30UF4G16AB	36nm		•	•	25µs	25ns	4-bit	•	100K	•	•	•			63-VFBGA	
		⊕	MX30UF4G18AB	36nm	•		•	25µs	25ns	4-bit	•	100K	•	•	•			48-TSOP, 63-VFBGA	
			MX30UF4G26AB	36nm		•	•	25µs	25ns	8-bit	•	100K	•	•	•			63-VFBGA	
			MX30UF4G28AB	36nm	•		•	25µs	25ns	8-bit	•	100K	•	•	•			48-TSOP, 63-VFBGA	
			MX30UF4GE8AB	36nm	•		•	70µs	25ns	ECC-free	•	100K	•	•			63-VFBGA		
8Gb	3V	⊕	MX60LF8G18AC	36nm	•		•	25µs	20ns	4-bit	•	100K	•	•			48-TSOP, 63-VFBGA		
			MX60LF8G28AB	36nm	•		•	25µs	20ns	8-bit	•	100K	•	•			48-TSOP, 63-VFBGA		

Notes: For further product details and specifications, please refer to the respective datasheets.

- ⊕ Primary product for promotion.  
**CM** Please contact Macronix sales representative for product application.  
**Blank** Product is available for custom applications or special markets.

Package Type	48-TSOP	48-VFBGA	63-VFBGA
Package Size (mm)	12x20	6x8	9x11

Serial NAND Flash I-Grade (-40°C to 85°C)													
Density	Voltage	Product Status <sup>1</sup>	Part Number	Tech. Node	Read Speed per "cmd-addr-data" Bus Width (MHz) <sup>2</sup>			Read Speed	Page Size	ECC Mode	P/E Cycles	WP# Pin	Package
					FREAD 1-1-1	DREAD 1-1-2	QREAD 1-1-4						
1Gb	3V		MX35LF1GE4AB	36nm	104	104	104	70µs	•	ECC-free	100K	•	8-WSON
2Gb	3V		MX35LF2GE4AB	36nm	104	104	104	70µs	•	ECC-free	100K	•	16-SOP
		A	MX35LF2G14AC	36nm	104	104	104	25µs	•	4-bit ECC	100K	•	8-WSON

Notes: For further product details and specifications, please refer to the respective datasheets.

- Blank** Product is available for custom applications or special markets.  
**A** Advance Information
- Read Speeds with maximum number of dummy cycles.

Package Type	8-WSON	16-SOP
Package Size (mm)	8x6	300mil

The information contained herein is provided based on the current product status. Macronix reserves the right to change product and specifications, or to make correction or modification without notice.

For other information or specification of succeeding products, please contact your local Macronix sales representative or visit Macronix's website at [www.macronix.com](http://www.macronix.com)

# MACRONIX NOR-Based MCP

MCP NOR Flash I-Grade (-40°C to 85°C)							
Part Number	Product Type	OctaFlash Density	OctaRAM Density	OctaFlash Bus Width	OctaRAM Bus Width	Voltage	Package
<b>Serial NOR Flash</b>							
MX65L12A64AA	OctaMCP	512Mb	64Mb	x8	x8	3V	6x8mm 24-TFBGA
Part Number	Product Type	NOR Density	pSRAM Density	NOR Bus Width	pSRAM Bus Width	Voltage	Package
<b>Parallel NOR Flash</b>							
MX69GL126F	De-Mux	128Mb	32Mb	x16	x16	3V	7x9mm 56-TFBGA
MX69GL640E	De-Mux	64Mb (Uniform Sector)	32Mb	x16	x16	3V	7x9mm 56-TFBGA
MX69GL642E	De-Mux	64Mb (Top Boot)	32Mb	x16	x16	3V	7x9mm 56-TFBGA
MX69N64E32	AD-Mux	64Mb	32Mb	x16	x16	1.8V	6.2x7.7mm 56-TFBGA
MX69N64E32	AD-Mux	64Mb	32Mb	x16	x16	1.8V	6x6mm 56-TFBGA

MCP NOR Flash W-Grade (-25°C to 85°C)							
Part Number	Product Type	NOR Density	pSRAM Density	NOR Bus Width	pSRAM Bus Width	Voltage	Package
<b>Serial NOR Flash</b>							
MX65U28F64	QPI Mode	128Mb	64Mb	x4	x16	1.8V	6.2x7.7mm 56-TFBGA
MX65U64F32	QPI Mode	64Mb	32Mb	x4	x16	1.8V	6.2x7.7mm 56-TFBGA
<b>Parallel NOR Flash</b>							
MX69V28F64	AD-Mux	128Mb	64Mb	x16	x16	1.8V	6.2x7.7x1.2mm 56-TFBGA
MX69V28F64	AD-Mux	128Mb	64Mb	x16	x16	1.8V	6.2x7.7x1.05mm 56-TFBGA
MX69N64E32	AD-Mux	64Mb	32Mb	x16	x16	1.8V	6x6mm 56-TFBGA

# MACRONIX NAND-Based MCP

MCP NAND Flash I-Grade (-40°C to 85°C)														
Part Number	NAND ONFI Product Type	LPDDR Product Type		NAND Density	LPDDR Density	NAND Bus Width	LPDDR Bus Width	Voltage	ECC Requirement	Package		Temperature Range		
		LPDDR2	LPDDR							8x10.5mm 162-TFBGA	8x9mm 130-TFBGA	-30°C to +85°C	-40°C to +85°C	
MX63U4GC2GGA	•	•		4Gb	2Gb	x8	x16	1.8V	4-bit ECC	•		•	•	
MX63U4GC2GHA	•	•					x32	1.8V		•		•	•	
MX63U4GA2GHA	•	•					x32	1.8V		•		•	•	
MX63U4GA2GBA	•	•		2Gb	2Gb	x8	x32	1.8V	8-bit ECC	•		•	•	
MX63U2GE2GGA	•	•					x16	1.8V		•		•	•	
MX63U2GE2GHA	•	•					x32	1.8V		•		•	•	
MX63U2GE2GGA	•	•					x16	1.8V	•		•	•		
MX63U2GD1GJA	•		•				x16	1.8V	•		•	•		
MX63U2GC1GCA	•	•					x8	x32	1.8V	•		•	•	
MX63U2GC1GKA	•		•	1Gb	1Gb	x8	x32	1.8V	4-bit ECC	•		•	•	
MX63U2GA1GCA	•	•					x8	x32		1.8V	•		•	•
MX63U2GB1GCA	•	•					x16	x32		1.8V	•		•	•
MX63U1GD1GAA	•	•		1Gb	1Gb	x16	x16	1.8V	8-bit ECC	•		•	•	
MX63U1GD12EA	•		•				x16	x16		1.8V	•		•	•
MX63U1GC1GCA	•	•					x8	x32		1.8V	•		•	•
MX63U1GC1GAA	•	•					1Gb	x8	x16	1.8V	•		•	•
MX63U1GC12HA	•	•					512Mb	x8	x32	1.8V	•		•	•
MX63U1GC12FA	•		•				512Mb	x8	x32	1.8V	•		•	•
MX63U1GD12EA	•		•	512Mb	x16	x16	1.8V	•		•	•			

**Note:** For further information, please contact our regional sales representatives.

The information contained herein is provided based on the current product status. Macronix reserves the right to change product and specifications, or to make correction or modification without notice.

For other information or specification of succeeding products, please contact your local Macronix sales representative or visit Macronix's website at [www.macronix.com](http://www.macronix.com)

# MACRONIX e•MMC™

## e•MMC™ I-Grade (-40°C to 85°C)

Density	Voltage	Product Status <sup>1</sup>	Part Number	Tech. Node	e.MMC Version	Bus Width	Max. Bandwidth (MB/s)	Package
8GB	2.7V-3.6V	A	MX52LM08A11XVI	MLC	5.1	x1, x4, x8	400	11.5x13mm 153-FBGA
4GB	2.7V-3.6V	A	MX52LM04A11XSI	MLC	5.1	x1, x4, x8	400	11.5x13mm 153-FBGA
2GB	2.7V-3.6V	A	MX52LM02A11XTI	MLC	5.1	x1, x4, x8	400	9x9mm 153-FBGA
2GB	2.7V-3.6V	A	MX52LM02A11XSI	MLC	5.1	x1, x4, x8	400	11.5x13mm 153-FBGA
1GB	2.7V-3.6V	A	MX52LM01A11XTI	MLC	5.1	x1, x4, x8	400	9x9mm 153-FBGA
1GB	2.7V-3.6V	A	MX52LM01A11XSI	MLC	5.1	x1, x4, x8	400	11.5x13mm 153-FBGA

Notes: e•MMC™ is the trademark of JEDEC/MMCA.

Notes: For further product details and specifications, please refer to the respective datasheets.

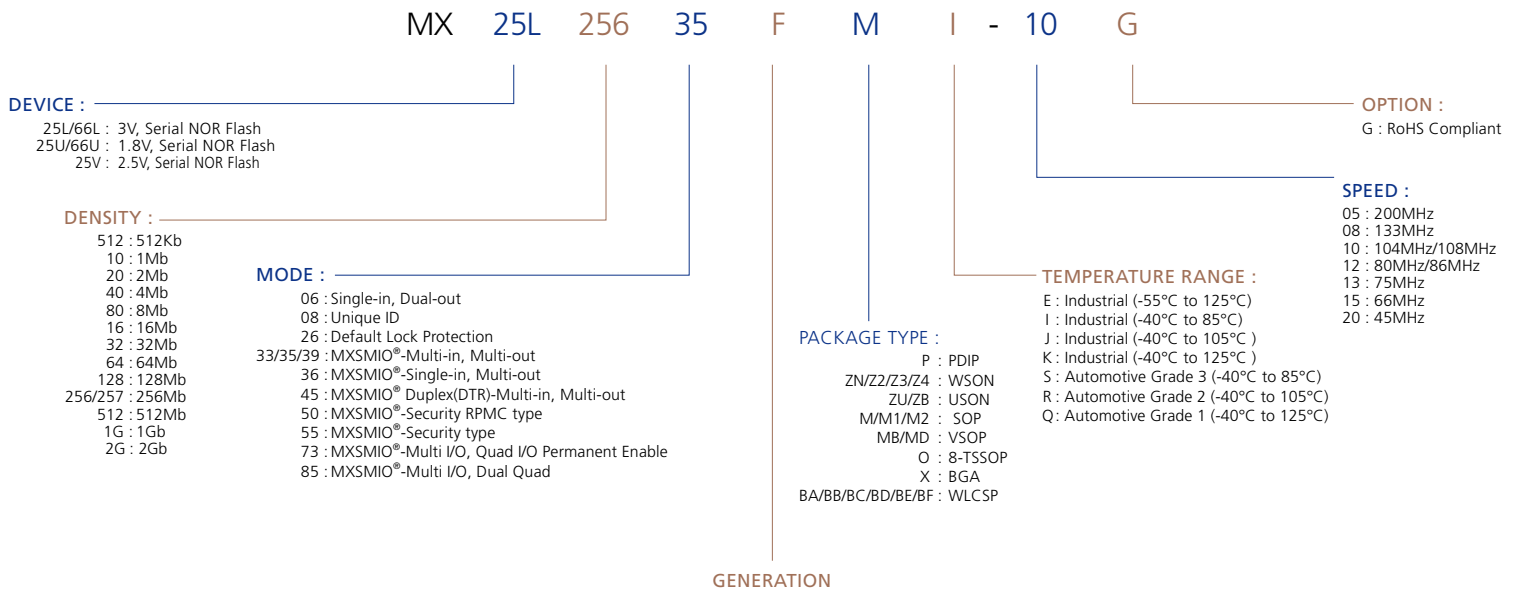
1. **Blank** Product is available for custom applications or special markets.

A Advance Information

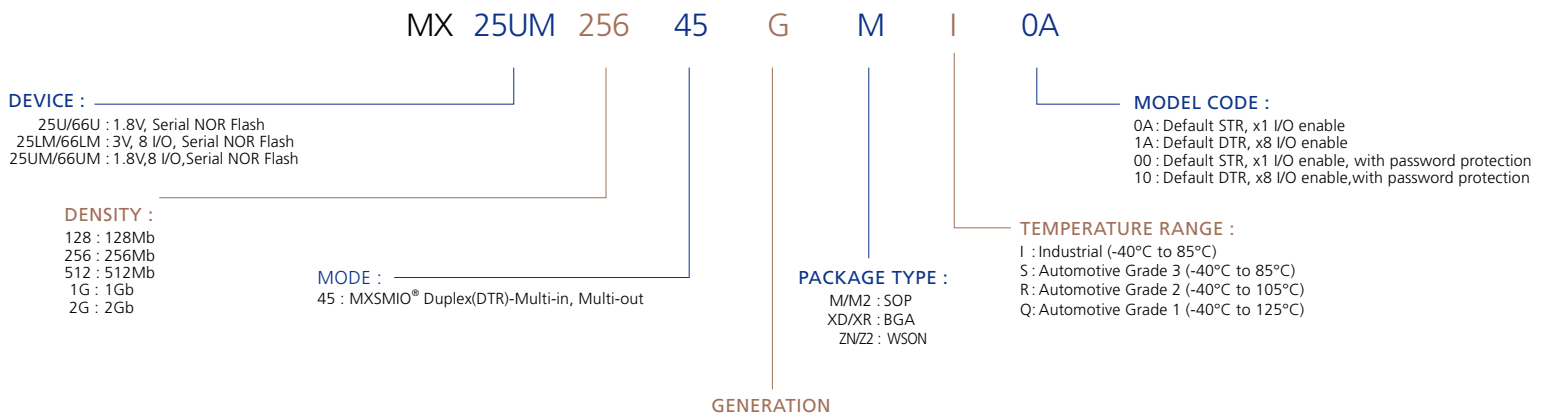
Package Type	153-VFBGA	153-VFBGA	153-VFBGA
Package Size (mm)	11.5x13x0.8	11.5x13x1.0	9x9x0.8

# MACRONIX Product Naming Guide

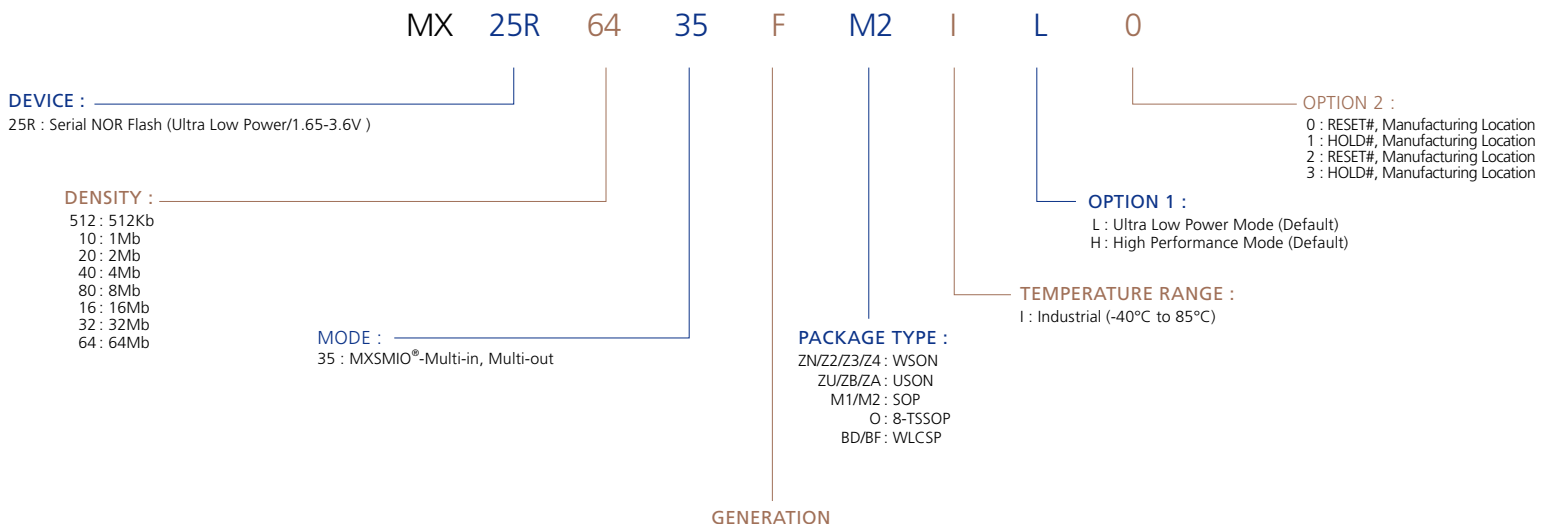
## Serial NOR Flash Example



## OctaFlash and Serial NOR Flash 1.8V G-Generation Example



## Ultra Low Power / Wide Range Vcc Serial NOR Flash Example





# MACRONIX Product Naming Guide

## Parallel NOR Flash Example

MX 29GL 512 F H XF I - 90 G

**DEVICE :**  
 29F : 5V  
 29LV/29GL/68GL : 3V  
 29NS/29VS/29SL : 1.8V  
 29LA/29GA/68GA : Security type

**DENSITY :**  
 20x : 2Mb  
 40x/040 : 4Mb  
 80x : 8Mb  
 16x : 16Mb  
 32x : 32Mb  
 64x : 64Mb  
 12x : 128Mb  
 25x : 256Mb  
 51x : 512Mb  
 1Gx : 1Gb

**GENERATION**

**PACKAGE TYPE :**  
 M : SOP  
 Q : PLCC  
 T : TSOP  
 X : BGA

**OPTION :**  
 G : RoHS Compliant  
 Q : Restricted Vcc (3.0V-3.6V),  
 RoHS Compliant

**SPEED :**  
 55 : 55ns  
 70 : 70ns  
 80 : 80ns  
 90 : 90ns  
 10 : 100ns  
 11 : 110ns  
 12 : 120ns

**TEMPERATURE RANGE :**  
 C : Commercial (0°C to 70°C)  
 I : Industrial (-40°C to 85°C)  
 J : Industrial (-40°C to 105°C)  
 S : Automotive Grade 3 (-40°C to 85°C)  
 R : Automotive Grade 2 (-40°C to 105°C)

**BLOCK TYPE :**  
 T : Top Boot  
 B : Bottom Boot  
 H : Uniform Sector, Highest Address Sector Protected  
 L : Uniform Sector, Lowest Address Sector Protected  
 U : V/I/O=1.65 to VCC, VCC=2.7V-3.6V,  
 Highest Address Sector Protected  
 D : V/I/O=1.65 to VCC, VCC=2.7V-3.6V,  
 Lowest Address Sector Protected

## NAND Flash Example

MX 30 L F 1G 0 8 A A - XK I x

**TYPE :**  
 30 : SLC NAND Flash  
 60 : SLC NAND Flash (stacked die)  
 35 : SLC Serial NAND Flash

**VOLTAGE :**  
 L : 2.7V-3.6V  
 U : 1.7V-1.95V

**CLASSIFICATION :**  
 F : SLC+Large Block

**DENSITY :**  
 12 : 512Mb  
 1G : 1Gb  
 2G : 2Gb  
 4G : 4Gb  
 8G : 8Gb

**ECC :**  
 0 : 1bit (2bit in Automotive Grade)  
 1 : 4bit  
 2 : 8bit  
 E : ECC-free

**Bus Width :**  
 4 : x4  
 8 : x8  
 6 : x16

**MODE :**  
 A : Die#, CE#:1, R/B#:1  
 S : Die#, CE#:1, R/B#:1; Security feature supported

**GENERATION**

**PACKAGE TYPE :**  
 M : 16-SOP (300mil)  
 T : 48-TSOP (12x20mm)  
 XK : 63-VFBGA (9x11mm)  
 XQ : 48-VFBGA (6x8mm)  
 Z2/Z4 : 8-WSON (8x6mm)

**OPERATING TEMPERATURE :**  
 I : Industrial (-40°C to 85°C)  
 J : Industrial (-40°C to 105°C)  
 S : Automotive Grade 3 (-40°C to 85°C)  
 R : Automotive Grade 2 (-40°C to 105°C)

**RESERVED**

## eMMC Example

MX 52 L M 04 A 1 1 XS I x

**TYPE :**  
 52 : e•MMC™ Series

**VOLTAGE :**  
 L : 2.7V-3.6V

**CLASSIFICATION :**  
 M : MLC

**DENSITY :**  
 01 : 1G-byte  
 02 : 2G-byte  
 04 : 4G-byte  
 08 : 8G-byte

**Controller Rev. :**  
 1 : CTR #1

**GENERATION :**

**PACKAGE TYPE :**  
 XS : 153-VFBGA (11.5x13x0.8mm)  
 XV : 153-VFBGA (11.5x13x1.0mm)  
 XT : 153-VFBGA (9x9x0.8mm)

**OPERATING TEMPERATURE :**  
 I : Industrial (-40°C to 85°C)

**RESERVED**

**Configuration :**  
 1 : Standard Type

## Headquarters

Macronix International Co., Ltd.  
16, Li-Hsin Road, Science Park, Hsinchu, Taiwan  
Sales Direct Line: +886-3-578-1088  
Fax: +886-3-563-2888

## Taipei

Macronix International Co., Ltd.  
19F, 4, Min-Chuan E. Road, Sec. 3, Taipei, Taiwan  
Sales Direct Line: +886-2-2509-3380  
Fax: +886-2-2509-2200

## America

Macronix America, Inc.  
680 North McCarthy Blvd. Milpitas, CA 95035, U.S.A.  
Tel: +1-408-262-8887  
Fax: +1-408-262-8810

## Europe

Macronix Europe N.V., Germany Office  
Niederlassung Deutschland, Heisenbergbogen 1,  
85609 Aschheim-Dornach, Germany  
Tel: +49-89-5402-14000  
Fax: +49-89-5402-14001

Macronix Europe N.V., Belgium Office  
Koningin Astridlaan 49, B6, 1780 Wemmel, Belgium  
Tel: +32-2-456-8020  
Fax: +32-2-456-8021

## Japan

Macronix Asia Limited.  
Ichigo Kawasaki Bldg. 5F, 1-2 Higashida-cho,  
Kawasaki-ku Kawasaki-shi, Kanagawa Pref.  
210-0005, Japan  
Tel: +81-44-246-9100  
Fax: +81-44-246-9105

## China

Macronix (Hong Kong) Co., Limited, SuZhou  
Office  
No. 55, Su Hong Xi Rd, SuZhou Industrial Park,  
SuZhou China 215021  
Sales Direct Line: +86-512-6288-8345  
Fax: +86-512-6258-6799

Macronix (Hong Kong) Co., Limited, ShenZhen  
Office  
Room 1401, Block A Tian An Hi-Tech Plaza Tower  
CheGongMiao Futian District Shenzhen 518040 PRC  
Sales Direct Line: +86-755-8343-3585  
Fax: +86-755-8343-8078

## China - Hong Kong

Macronix (Hong Kong) Co., Limited.  
702-703, 7/F, Building 9, Hong Kong Science Park,  
5 Science Park West Avenue, Sha Tin, N.T.  
Sales Direct Line: +852-3460-5188  
Fax: +852-3460-5184

## Korea

Macronix Asia Limited.  
#906, 396 Seocho-daero, Seocho-gu,  
Seoul 135-857, Korea  
Tel: +82-2-588-6887  
Fax: +82-2-588-6828

## Singapore

Macronix Pte. Ltd.  
1 Marine Parade Central #11-03 Parkway Centre  
Singapore 449408  
Tel: +65-6346-5505  
Fax: +65-6348-8096



MACRONIX  
INTERNATIONAL Co., LTD.



[www.macronix.com](http://www.macronix.com)

## X-ON Electronics

Largest Supplier of Electrical and Electronic Components

*Click to view similar products for [Macronix](#) manufacturer:*

Other Similar products are found below :

[MX25L1606EMI-12G/TUBE](#) [MX25L25635EZNI-12G](#) [MX25L4006EM2I-12G](#) [MX29LV160DTTI-70G](#) [MX66L1G45GMI-08G](#)  
[MX29LV160DBTI-70G](#) [MX25U25645GMI00](#) [MX66L51235FZ2I-10G](#) [MX25L25735FMI-10G](#) [MX25L25635FZ2I-10G](#)  
[MX25U51245GMI00](#) [MX29GL320EBTI-70G](#) [MX29LV320ETTI-70G/TRAY](#) [MX25U12835FZ2I-10G](#) [MX25L6433FMI-08G](#)  
[MX25L6445EM2I-10G](#) [MX25U25635FZ2I-10G](#) [MX29F200CBTI-70G](#) [MX29F400CBTI-70G/TRAY](#) [MX29GL128FLT2I-90G](#)  
[MX25L12845EZNI-10G](#) [MX29LV800CBTI-70G](#) [MX29LV160DBTI-70G/TRAY](#) [MX25R3235FM1IH0](#) [MX25L25645GM2I-08G/TUBE](#)  
[MX25U6435FM2I-10G/TUBE](#) [MX30LF1G18AC-TI/TRAY](#) [MX29GL512FHXFI-10Q](#) [MX29F200CBTI-70G/TRAY](#) [MX25L51245GZ2I-10G](#)  
[MX29LV800CBTI-70G/TRAY](#) [MX29F800CTTI-70G/TRAY](#) [MX29GL256FLT2I-90Q/TRAY](#) [MX25R3235FM2IH0](#) [MX29GL640EBTI-70G](#)  
[MX30UF4G18AC-XKI](#) [MX25L8006EZUI-12G](#) [MX29LV800CTTI-70G/TRAY](#) [MX25R8035FM1IL0/TUBE](#) [MX25L25673GM2I-](#)  
[08G/TUBE](#) [MX29GL640ELT2I-70G/TRAY](#) [MX25R1635FM1IL0](#) [MX25L1006EZUI-10G](#) [MX25L512EOI-10G](#) [MX29GL640EBTI-](#)  
[70G/TRAY](#) [MX29LV040CTI-70G/TRAY](#) [MX29F800CBTI-70G](#) [MX25L4006EM1I-12G/TUBE](#) [MX25R8035FM2IH0/TUBE](#)  
[MX25V4006EM1I-13G/TUBE](#)