

# MSNP08065G1

## 650V Silicon Carbide Schottky Diode

### Features

- 650-Volt Schottky Rectifier
- Shorter recovery time
- High-speed switching possible
- High-Frequency Operation
- Temperature-Independent Switching Behavior
- Extremely Fast Switching
- Positive Temperature Coefficient on VF


### Benefits

- Higher safety margin against overvoltage
- Improved efficiency all load conditions
- Increased efficiency compared to Silicon Diode alternatives
- Reduction of Heat Sink Requirements
- Parallel Devices Without Thermal Runaway
- Essentially No Switching Losses

### Applications

- Switch Mode Power Supplies
- Power Factor Correction
- Motor Drives
- HID Lighting

### Package



Type : TO-220 -2lead

1、 Cathode 2、 Anode



### Absolute Maximum Ratings T<sub>c</sub> = 25°C unless otherwise noted

Symbol	Parameter	MSNP08065G1	Units
VRRM	Repetitive Peak Reverse Voltage	650	V
VRSM	Surge Peak Reverse Voltage	650	V
VDC	DC Blocking Voltage	650	V
IF	Continuous Forward Current @T <sub>c</sub> =135°C	8	A
IFRM	Repetitive Peak Forward Surge Current @T <sub>c</sub> =25 °C tp = 10 ms, Half Sine Wave	60	A
IFSM	Non-Repetitive Peak Forward Surge Current @T <sub>c</sub> =25 °C tp= 10 ms, Half Sine Wave	85	A
IFSM	Non-Repetitive Peak Forward Surge Current @T <sub>c</sub> =25 °C, tp= 10 us, pulse	680	A
Ptot	Power Dissipation @T <sub>c</sub> =25°C @T <sub>c</sub> =110°C	66 28	W
T <sub>J</sub> , T <sub>stg</sub>	Operating Junction and Storage Temperature	-55 to +175	°C
V <sub>I</sub>	Isolation Blocking Voltage (leg to case)	3000	V

## Electrical Characteristics

T<sub>C</sub> = 25° C unless otherwise noted

Symbol	Test Conditions	Test Conditions	Min	Typ	Max	Unit
VF	Forward Voltage	IF=8 A, TC=25° C IF= 8 A, TC=175° C	-	1.45 1.75	1.7 2.00	V
IR	Reverse Current	VR=650V, TC=25° C VR=650V, TC=175° C	-	2 40	20 200	μA
QC	Total Capacitive Charge	VR =400V, T <sub>J</sub> = 25° C Q <sub>c</sub> = ∫ <sub>0</sub> <sup>V<sub>r</sub></sup> C (V) dv	-	22	-	nC
C	Total Capacitance	VR =0V, T <sub>J</sub> = 25° C, f=1MHz VR =200V, T <sub>J</sub> = 25° C, f=1MHz VR =400V, T <sub>J</sub> = 25° C, f=1MHz	-	440 44 38	-	pF
EC	Capacitance Stored Energy	VR=400V	-	5.8	-	μJ

## Thermal Characteristics

Symbol	Parameter	Typ	Unit
RθJC	Thermal Resistance from Junction to Case	2.27	°C/W

## Typical Characteristics

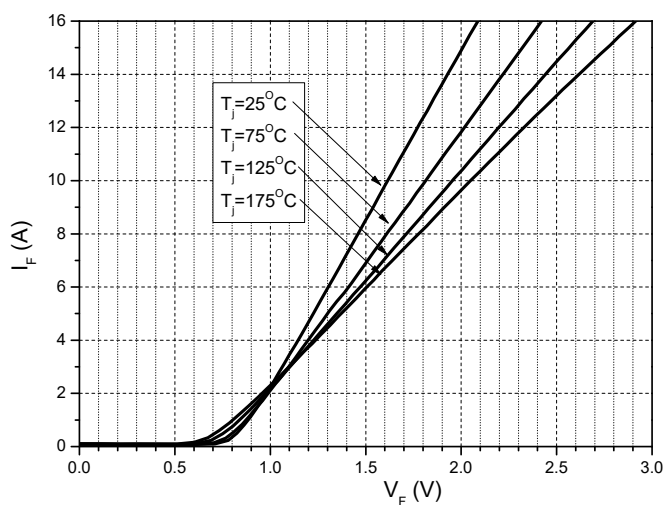


Figure 1. Forward Characteristics

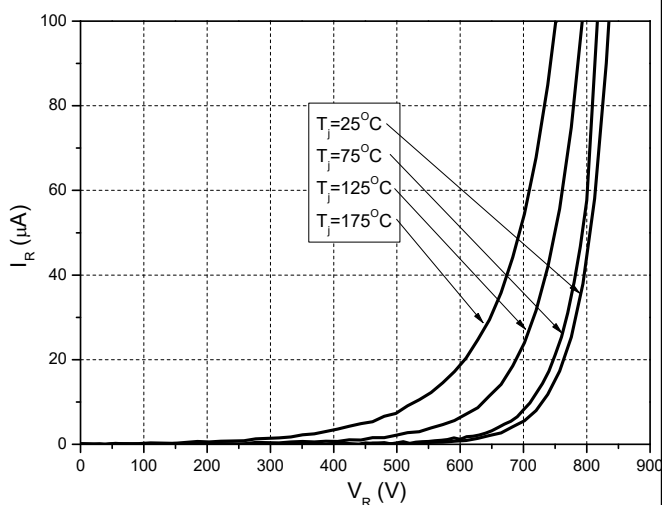


Figure 2. Reverse Characteristics

# Typical Characteristics

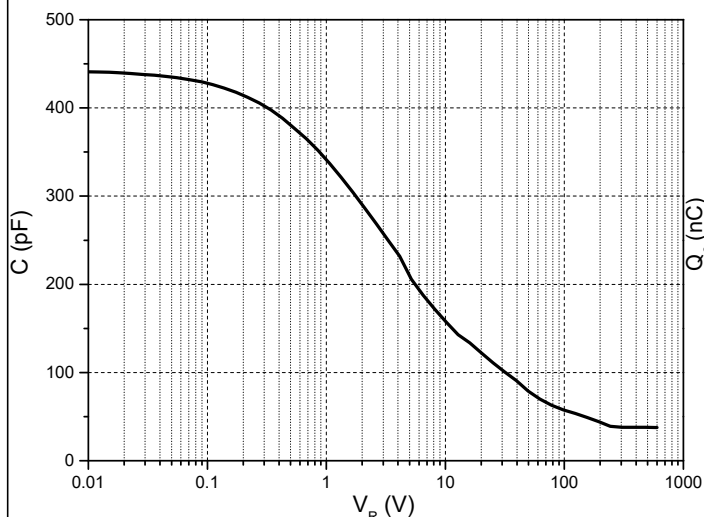


Figure 3. Capacitance vs. Reverse Voltage

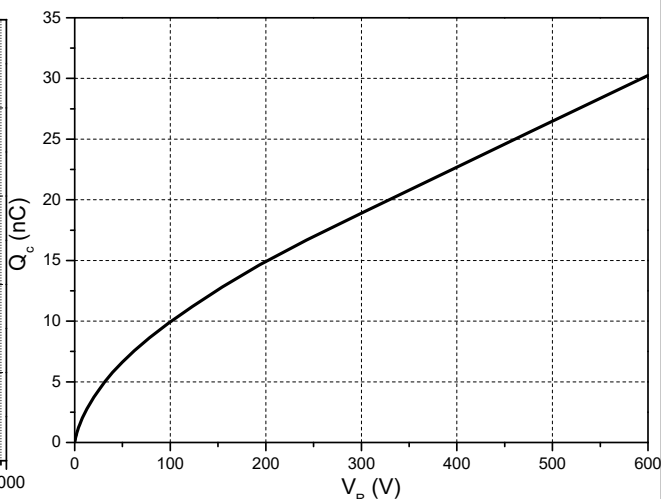


Figure 4. Total Capacitance Charge vs. Reverse Voltage

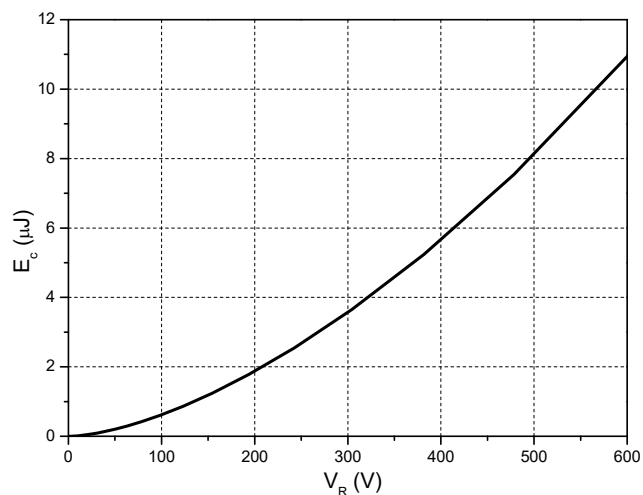


Figure 5. Capacitance Stored Energy

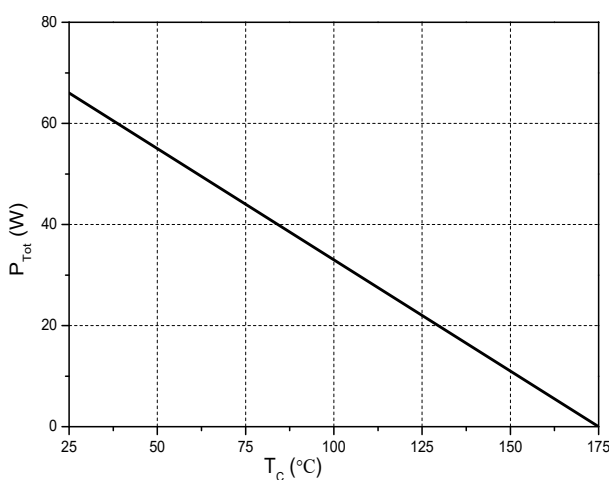


Figure 6. Power Derating

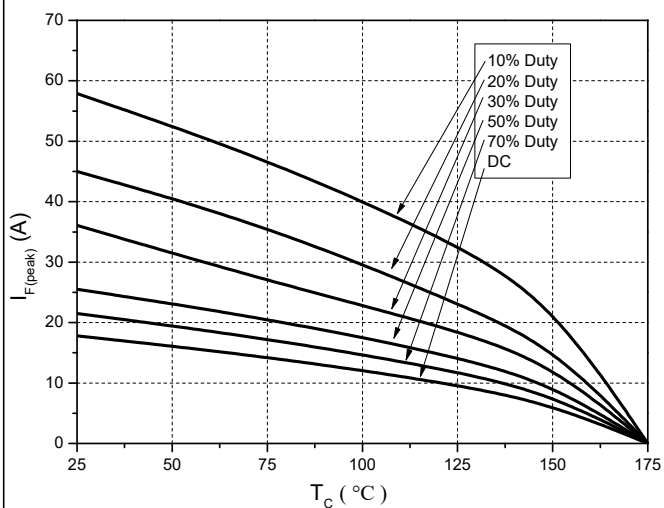


Figure 7. Current Derating

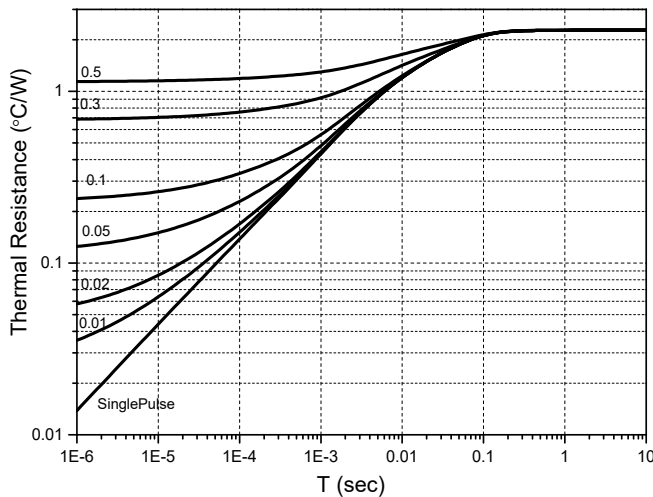


Figure 8. Transient Thermal Impedance

## X-ON Electronics

Largest Supplier of Electrical and Electronic Components

*Click to view similar products for [Schottky Diodes & Rectifiers](#) category:*

*Click to view products by [Maplesemi](#) manufacturer:*

Other Similar products are found below :

[CUS06\(Te85L,Q,M\)](#) [MA4E2039](#) [D1FH3-5063](#) [MBR0530L-TP](#) [MBR10100CT-BP](#) [MBR30H100MFST1G](#) [MMBD301M3T5G](#) [PMAD1103-LF](#) [PMAD1108-LF](#) [RB160M-50TR](#) [RB520S-30](#) [RB551V-30](#) [DD350N18K](#) [DZ435N40K](#) [DZ600N16K](#) [BAS16E6433HTMA1](#) [BAS 3010S-02LRH E6327](#) [BAT 54-02LRH E6327](#) [IDL02G65C5XUMA1](#) [NSR05F40QNXT5G](#) [NSVR05F40NXT5G](#) [JANS1N6640](#) [SB07-03C-TB-H](#) [SB1003M3-TL-W](#) [SBAT54CWT1G](#) [SBM30-03-TR-E](#) [SBS818-TL-E](#) [SK32A-LTP](#) [SK33A-TP](#) [SK34A-TP](#) [SK34B-TP](#) [SMD1200PL-TP](#) [ACDBN160-HF](#) [SS3003CH-TL-E](#) [STPS30S45CW](#) [PDS3100Q-7](#) [GA01SHT18](#) [CRS10I30A\(Te85L,QM\)](#) [MBR1240MFST1G](#) [MBRB30H30CT-1G](#) [BAS28E6433HTMA1](#) [BAS 70-02L E6327](#) [HSB123JTR-E](#) [JANTX1N5712-1](#) [VS-STPS40L45CW-N3](#) [DD350N12K](#) [SB007-03C-TB-E](#) [SB10015M-TL-E](#) [SB1003M3-TL-E](#) [SK110-LTP](#)