

Peak Emission Wavelength: 525nm


The 525nm visible emitter series is designed for applications requiring high output and precise optical / mechanical axis alignment. Custom package solutions and sorting are available.

FEATURES

- > Ceramic Package
- > High Output Power
- > Compact
- > Wide Viewing Angle

APPLICATIONS

- > Display
- > Indicators
- > Light Source for Sensor
- > Optical Switches



Absolute Maximum Ratings (Ta=25°C)

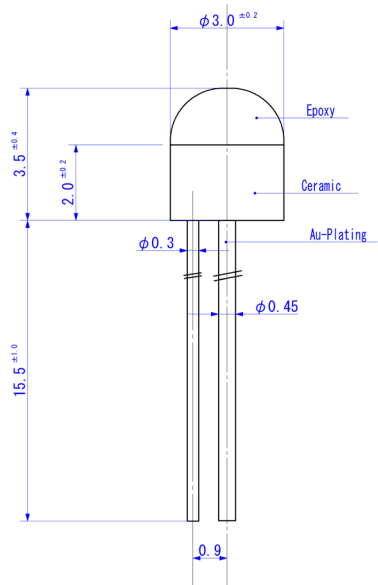


ITEMS	SYMBOL	RATINGS	UNIT
Forward Current (DC)	IF	20	mA
Forward Current (Pulse)*1	IFP	0.2	A
Reverse Voltage	VR	5	V
Power Dissipation	PD	80	mW
Operating Temperature Range	Topr	-20 ~ +80	°C
Storage Temperature Range	Tstg	-30 ~ +100	°C
Junction Temperature	Tj	100	°C
Lead Soldering Temperature*2	Tls	260	°C

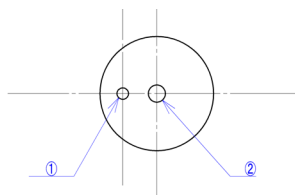
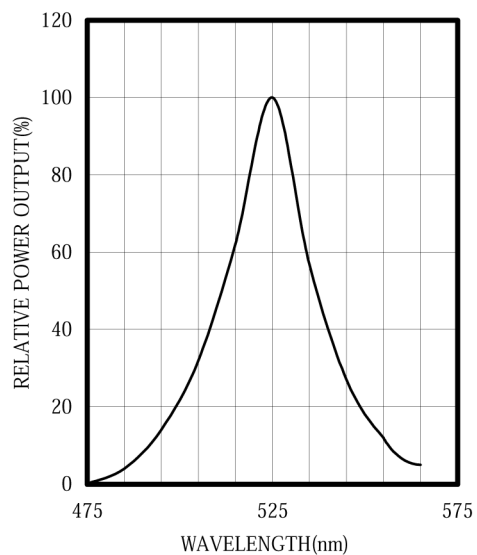
*1: Tw=10μsec, T=10msec. *2: Time 5 Sec max, Position: Up to 3mm from the body.

Electrical & Optical Characteristics (Ta = 25°C)

ITEMS	SYMBOL	CONDITIONS	MIN	TYP	MAX	UNIT
Power Output	PO	IF=20mA	0.8	1.5	--	mW
Forward Voltage	VF	IF=20mA	--	3.5	4.0	V
Reverse Current	IR	VR=5V	--	--	100	μA
Peak Emission Wavelength	λp	IF=20mA	--	525	--	nm
Spectral Line Half Width	Δλ	IF=20mA	--	45	--	nm
Half Intensity Beam Angle	Θ	IF=20mA	--	±80	--	deg
Rise Time	Tr	IFP=20mA	--	--	--	nS
Fall Time	Tf	IFP=20mA	--	--	--	nS
Junction Capacitance	Cj	1MHz, V=0V	--	25	--	pF
Temperature Coefficient of PO	P/T	IF=10mA	--	-0.5	--	%/°C
Temperature Coefficient of VF	V/T	IF=10mA	--	-4.0	--	mV/°C

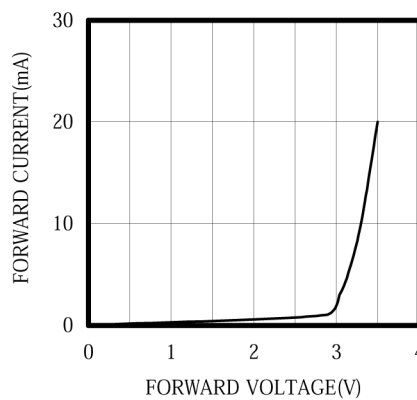


SPECTRAL OUTPUT

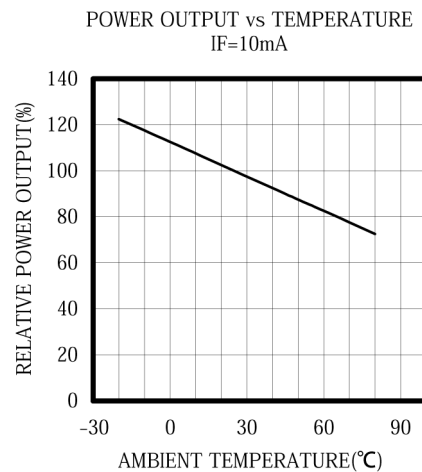
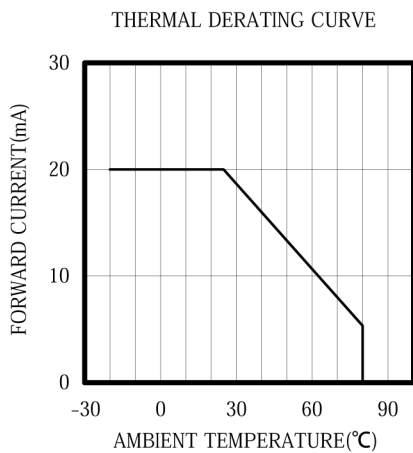
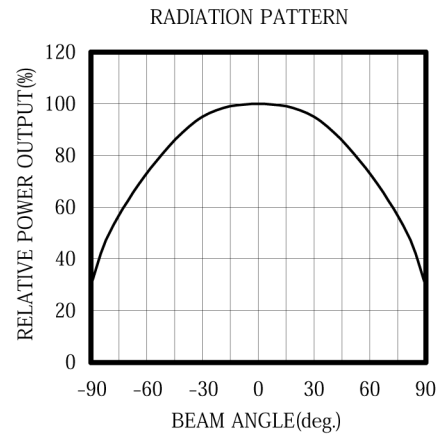
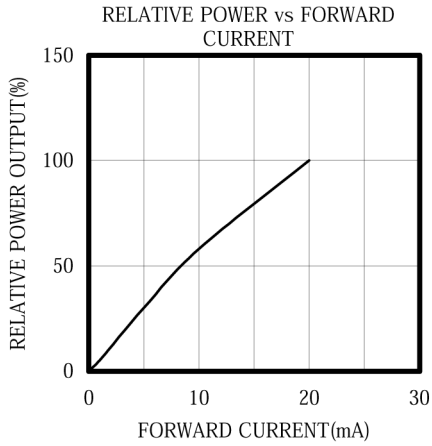


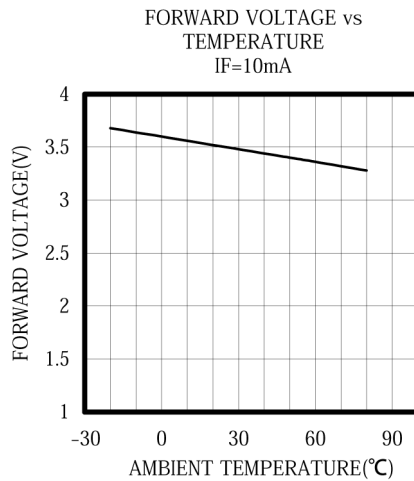
① Anode ② Cathode

FORWARD I-V CHARACTERISTICS



Unit: mm, Tolerance: ± 0.2





X-ON Electronics

Largest Supplier of Electrical and Electronic Components

Click to view similar products for [Standard LEDs - Through Hole](#) category:

Click to view products by [Marktech](#) manufacturer:

Other Similar products are found below :

[Marktech](#)