

Signal Routing & Protection

Product Guide



Learn More

	Page
High-Performance USB Switches	2
Tiny 8:2 Multiplexer	3
Low-Voltage Selector Guide	4
USB Charger Detector	5
70V Multiplexers and Switches	6
Midvoltage Selector Guide	7
SATA Redrivers	8
PCIe and SAS Redrivers	9

Page

Notebook Switching ICs	10
Ultrasound Pulsers and Switches	11
High-Bandwidth Selector Guide	12
Overvoltage Protectors	13
ESD-Protection and ESD-Diode Arrays	14
Current-Limit Selector Guide	15
Current-Limit Switches	16

Small, High-Performance USB Switches Integrate Low Power and High-ESD Protection

Multiplex Both USB and Analog Signals in Handheld Devices

The MAX14585*/MAX14585A* high-ESD-protected DPDT switches multiplex Hi-Speed USB (480Mbps) and analog signals such as AC-coupled audio or video. These devices combine the low on-capacitance (C_{ON}) and low on-resistance (R_{ON}) necessary for high-performance switching applications in portable electronics. They include an internal negative supply to pass audio signals that swing down to -1.8V below ground.

Low Power Consumption for Extended Battery Operation

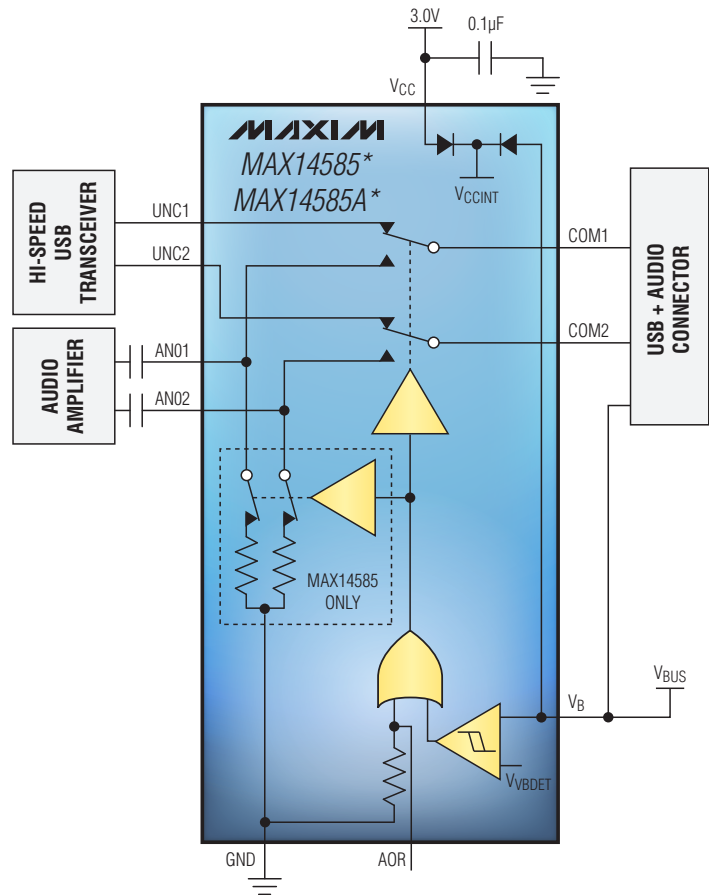
- Low supply current 6 μ A (typ)
- Single 2.7V to 5.5V supply operation (V_{CC})

High Level of Integration for Design Flexibility and Performance

- 3 Ω (typ) on-resistance
- 950MHz bandwidth
- 0.05% THD+N audio channel
- Audio channel override control input
- Distortion-free negative signal throughput down to -1.8V on audio channel
- 28V-capable V_B input with automatic USB selection by V_{BUS} detection
- Low-capacitance Hi-Speed USB for both USB inputs
- Dual power supply architecture (V_B and V_{CC})
- ± 15 kV HBM** ESD protection on COM_ pins

Reduces Required Board Space

- Internal shunt resistor reduces click and pop (MAX14585)
- 1.4mm x 1.8mm, 10-pin UTQFN package



High-Performance USB Switches

Part	Configuration	Supply Voltage (V)	V_{BUS} Detection/Enable	Shunt Resistor	Package (mm x mm)
MAX14585*	DPDT	2.7 to 5.5 or V_{BUS}	Detection	✓	10-UTQFN (1.4 x 1.8)
MAX14585A*			Enable	✓	
MAX14508E		2.7 to 5.0	Detection	✓	
MAX14509AE			Enable	✓	
MAX14510E	DP3T	2.7 to 5.5	Detection	✓	12-WLP (1.5 x 2)
MAX14531E			Enable	✓	
MAX14532E					

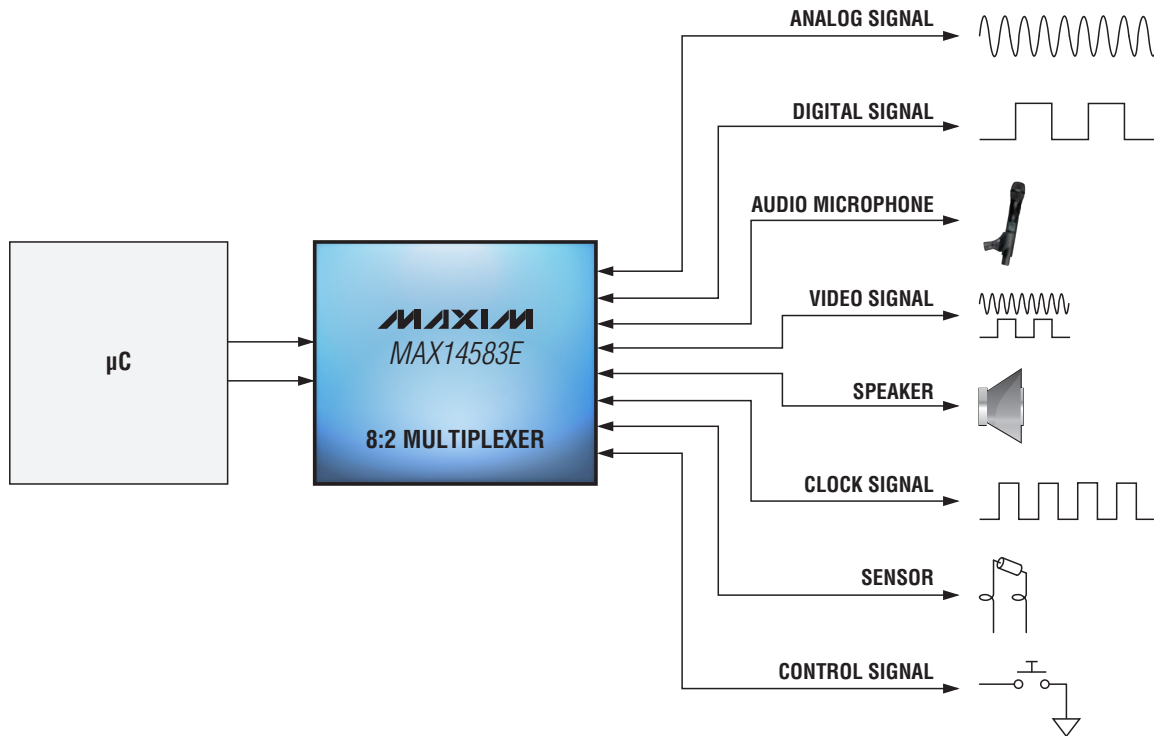
*Future product—contact factory for availability.

**Human Body Model.

Tiny 8:2 Multiplexer Provides Design Flexibility for Portable Applications

Features I²C Interface and ±5V Signal Range in Only 2.8mm²

The MAX14583E is an independently controlled, high-density 8:2 multiplexer that supports signal levels from -5.5V to +5.5V. This device features a bidirectional I²C serial interface, allowing the microprocessor to control the switching paths in either direction.



Suitable for Industrial Applications Environments

- -40°C to +85°C operating temperature range
- Protected against 0 to +5.5V input range at V_{CC} = 0V
- ±8kV HBM ESD protection on AA and BA output pins

Space-Efficient IC for Reduced Design Size

- Small 1.68mm x 1.68mm, 16-bump WLP package

High-Quality Audio Signal Performance

- Distortion-free negative signal throughput

Enhanced Circuit Design Versatility

- I²C-controlled 8:2 multiplexer
- Slave address select (SAS) input
- +2.8V to +4.5V single-supply voltage
- Wide power-supply range and various signal levels
 - V_{CC} > +2V: -5.5V to +5.5V
 - V_{CC} < +2V: 0 to +5.5V

Part	Configuration	Control	Signal Voltage Range (V)	Package (mm x mm)
MAX14583E	8:2	I ² C	-5.5 to +5.5	16-WLP (1.68 x 1.68)

Low-Voltage, High-Performance, Versatile Switches Selector Guide

Negative-Rail Audio/Video Switches

Part	Interface	Signal Voltage Range (V)	Supply Range (V)	Package (mm x mm)
MAX4902	2 x SPST	$(V_{CC} - 5.5V)$ to V_{CC}	1.8 to 5.5	9-UCSP™ (1.5 x 1.5)
MAX4903	1 x SPDT			
MAX4908	2 x SP3T			12-UCSP (1.5 x 2)
MAX4910	4 x SPDT			16-TQFN-EP (3 x 3)
MAX14504	1 x DPDT	± 5.5	2.3 to 5.5	12-WLP (1.56 x 2.14)
MAX14535E		-1.5 to min(V_{CC} , 3V)	1.8 to 5.5	10-UTQFN (1.4 x 1.8)
MAX14589*/94*		± 5.5	1.6 to 5.5	9-WLP (1.25 x 1.25)

Data/USB Switches

Part	Interface	Signal Input	Supply Range (V)	Package (mm x mm)
MAX4760	4 x DPDT	USB	1.8 to 5.5	36-UCSP (3 x 3)
MAX4761	4 x SPST			
MAX4948	6 x SPDT	SDIO		24-UCSP (2.5 x 2.5)
MAX4983E	2 x SPDT	Hi-Speed USB		10-UTQFN (1.4 x 1.8)
MAX4996	6 x SPDT	SD 2.0/SDIO	2.8 to 5.5	24-TQFN-EP (3.5 x 3.5)
MAX14510E	1 x DPDT	Hi-Speed USB/audio	2.5 to 5.5	10-TQFN (1.4 x 1.8)
MAX14531E	2 x SP3T		2.7 to 5.0	12-WLP (1.5 x 2)
MAX14585*/85A*	1 x DPDT		2.7 to 5.5	10-TQFN (1.4 x 1.8)

Low- R_{ON} Switches

Part	Interface	R_{ON} (Ω)	Supply Range (V)	Package (mm x mm)
MAX4714	1 x SPDT	0.8	1.6 to 3.6	6- μ DFN (1 x 1.5)
MAX4740	4 x SPDT	0.6	1.6 to 5.5	16-UTQFN (2.5 x 2.5)
MAX4751	4 x SPST	0.9	1.6 to 3.6	16-TQFN (3 x 3)
MAX4992	2 x SPDT	0.6	1.8 to 5.5	10-UTQFN (1.4 x 1.8)
MAX14589*/94*	1 x DPDT	0.5	1.6 to 5.5	9-WLP (1.25 x 1.25)

UCSP is a trademark of Maxim Integrated Products, Inc.

*Future product—contact factory for availability.

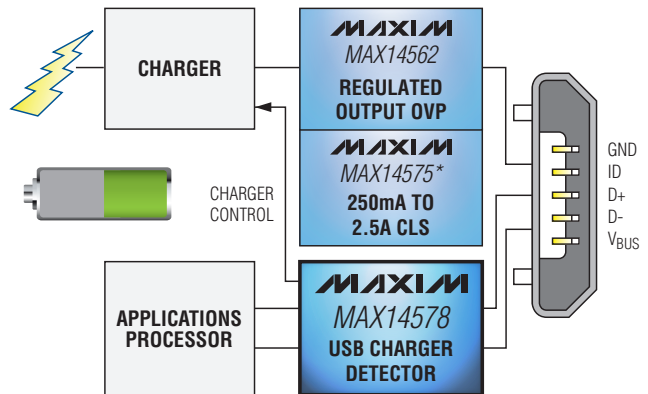
Charger Detector Enables Universal USB Charging

As consumers buy more portable devices, they become overwhelmed with managing the various power adapters that have nonstandard connectors. Solving this issue, the micro USB connector has been universally accepted for battery charging and data transfer. Though USB requirements are complex, the MAX14578's charger detection, overvoltage protection, and current-limit switching ease the implementation of micro USB connectors to simplify the user experience.

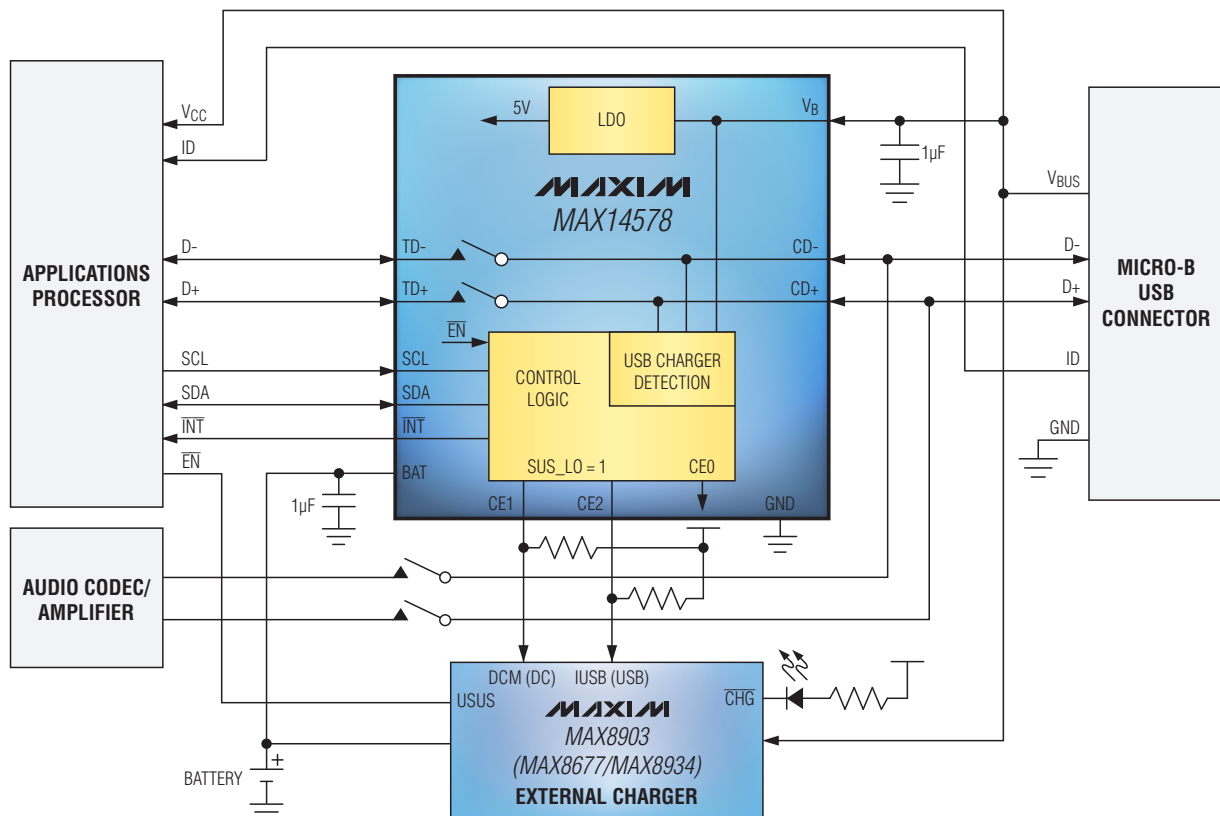
Nonstandard Chargers—Wasteful and Inconvenient



MAX14578—Truly Universal Charging Solution



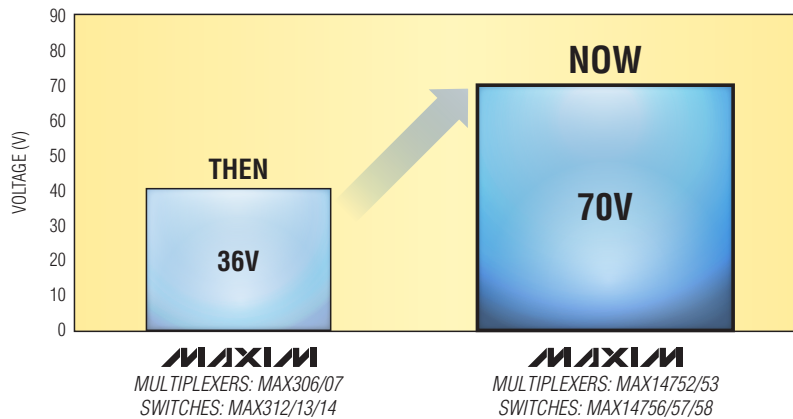
- Mobile device vendors ship proprietary AC charger adapter with their products
- Accumulation of incompatible charger adapters is wasteful and inconvenient for the user
- Provides USB power adapter detection
- Allows USB charging from various adapters
- Enables USB dead battery charging support without complex software modification



*Future product—contact factory for availability.

New Family of 70V Switches and Multiplexers Provides Superior Robustness

Ideal for Both Industrial and Battery-Management Applications



Industrial PLC and Test & Measurement

- Wide single 70V (max) and dual $\pm 35V$ (max) supply voltages eliminate external OVP diodes and opto relays
- Excellent R_{ON} flatness improves voltage measurements
- Device enable pin (EN) provides flexible logic level interfacing for multivoltage systems

Li+ Battery-Management Systems

- Wide single 70V (max) supply voltage meets high-cell-count requirements
- Single 8:1 and dual 4:1 configurations enable flexible system design
- Low R_{ON} flatness allows highly accurate measurements across each cell voltage

70V Multiplexers and Switches

Part	Configuration	Function	Channels	Single Voltage Supply (V)	Dual Voltage Supply (V)	R_{ON} (Ω , max)	$R_{FLAT(ON)}$ (Ω , typ)	$I_{L(OFF)}$ (nA)	Package (mm x mm)
MAX14752	8:1	Open	1	70	± 10 to ± 35	130	0.03	20	16-TSSOP (5 x 6.4)
MAX14753	4:1		2						
MAX14756	SPST	Closed	4			10	0.004	2.5	
MAX14757		Open							
MAX14758		Open/closed							

Midvoltage ($\pm 4.5V$ to $\pm 20V$) Switches and Multiplexers

General Purpose

Part	Function	Supply Voltage (V)	R_{ON} (Ω , max)	$I_{L(OFF)}$ (nA)	$R_{FLAT(ON)}$ (Ω , max)	Packages
MAX312/13/14	4 x SPST NC/NO	± 4.5 to ± 20	10	0.5	1.5	16-PDIP/SO/TSSOP, 16-DIP (ceramic), dice
MAX317/18/19	SPST NC/NO		45	0.25	2	8-SO/PDIP, 8-DIP (ceramic), dice
MAX333A	4 x SPST NC/NO		35			20-TSSOP/PDIP/SO/SSOP, 20-DIP (ceramic), dice
MAX4647/48/49	SPST/SPDT		45	4	7	6-SOT23
MAX306/07	2 x 8:1/16:1		100	0.75		28-SO/PDIP/TSSOP/PLCC, 28-DIP (ceramic), dice
MAX308/09	2 x 4:1/8:1		100			

Fault Protection

Part	Function	Supply Voltage (V)	R_{ON} (Ω , max)	$I_{L(OFF)}$ (nA)	Fault Protection (V)	Packages
MAX312F/13F/14F	4 x SPST NC/NO	± 4.5 to ± 20	10	1	± 40 off, ± 36 on	16-PDIP/SO
MAX4885			160	0.5		16-PDIP/SO, 16-DIP (ceramic), dice
MAX4885E	2 x 4:1/8:1		400	2	± 40 off, ± 25 on	
MAX4885AE		± 4.5 to ± 18	350	0.5	± 40	

3V Low-Logic Compatible

Part	Function	Supply Voltage (V)	R_{ON} (Ω , max)	$I_{L(OFF)}$ (nA)	$R_{FLAT(ON)}$ (Ω , max)	Packages
MAX312L/13L/14L	4 x SPST NC/NO	± 4.5 to ± 20	10	0.5	2	16-PDIP/SO/TSSOP
DG417L/18L/19L	SPST NC/NO		35	0.25	4	8-PDIP/SO/ μ MAX

Low R_{ON}

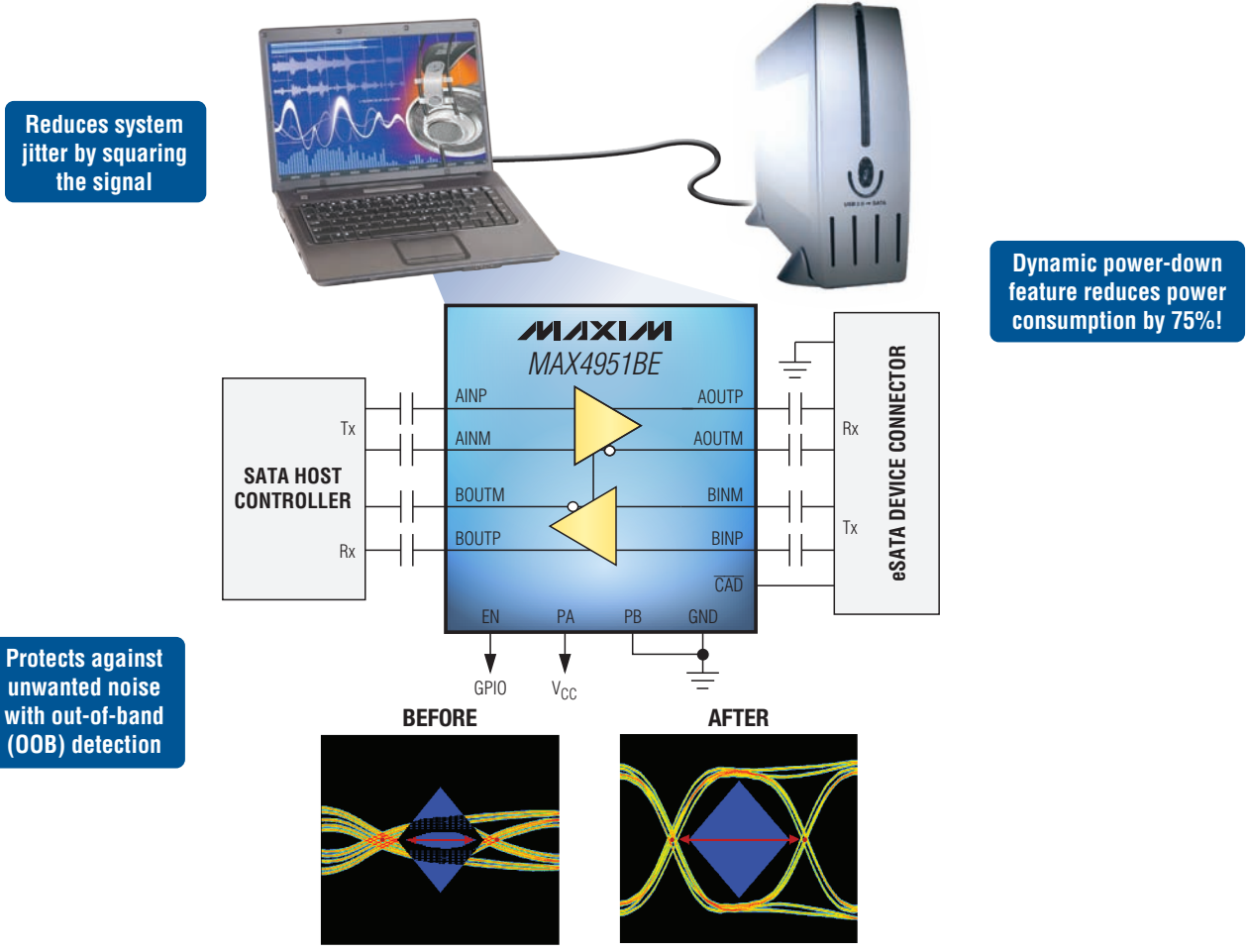
Part	Function	Supply Voltage (V)	R_{ON} (Ω , max)	$I_{L(OFF)}$ (nA)	$R_{FLAT(ON)}$ (Ω , max)	Packages
MAX4667/68/69	2 x SPST NC/NO	± 4.5 to ± 20	2.5	0.5	0.4	16-PDIP/SO
MAX4601/02/03	4 x SPST NC/NO					5
MAX4604/05/06			16-PDIP/SO			

Low Leakage

Part	Function	Supply Voltage (V)	R_{ON} (Ω , max)	$I_{L(OFF)}$ (nA)	$R_{FLAT(ON)}$ (Ω , max)	Packages
MAX336/37	2 x 8:1/16:1	± 4.5 to ± 20	400	0.05	—	28-SO/SSOP/PDIP, dice
MAX338/39	2 x 4:1/8:1					16-QSOP/PDIP/SO/TQFN, 16-DIP (ceramic), dice

Dual-Channel Buffers Support Up to 6Gbps Data Rates and Minimize Jitter Effects

Save Space and Cost in Enterprise and Computing Applications



Save Space and Reduces BOM Cost

- Single +3.3V supply operation eliminates need for costly LDO
- Integrated 50Ω input/output termination resistors

Two Integrated Modes Conserve Power and Battery Life

- SATA cable/drive detect consumes only 500μA (typ)
- Dynamic power reduction reduces power by ≥ 70%

High Performance Increases Design Flexibility

- Supports SATA Rev 2.0 and 3.0 output levels
- Supports SATA OOB signaling
- Input equalization and selectable preemphasis compensate for longer traces

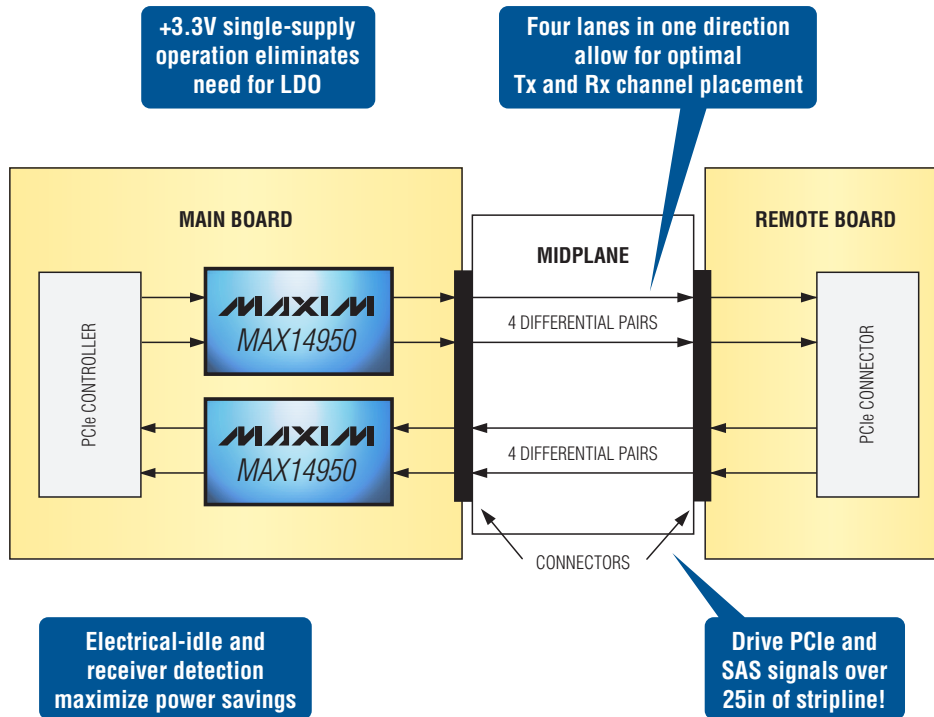
Part	Supply Voltage (V)	Channels	Interface* (Speed)	OOB Detection	Power-Save Mode	Programmable Input Equalization	Output De/Preemphasis	Deterministic Jitter	Package (mm x mm)
MAX4951BE	3.3	2	eSATA (6Gbps)	✓	✓	✓	✓	20	20-TQFN (4 x 4)
MAX4951C			iSATA (6Gbps)						

*eSATA = external SATA; iSATA = internal SATA

Integrated Redriver Enhances Signal Integrity at PCIe 3.0 Speeds

Ideal for Enterprise Systems with Long Traces of Stripline, Microstrip, or Cables

The MAX14950 is a 4-channel redriver/equalizer with programmable input equalization and output deemphasis to compensate for circuit board loss, all while redriving high-speed signals at PCIe® 3.0 (up to 8.0 GTps) data rates.



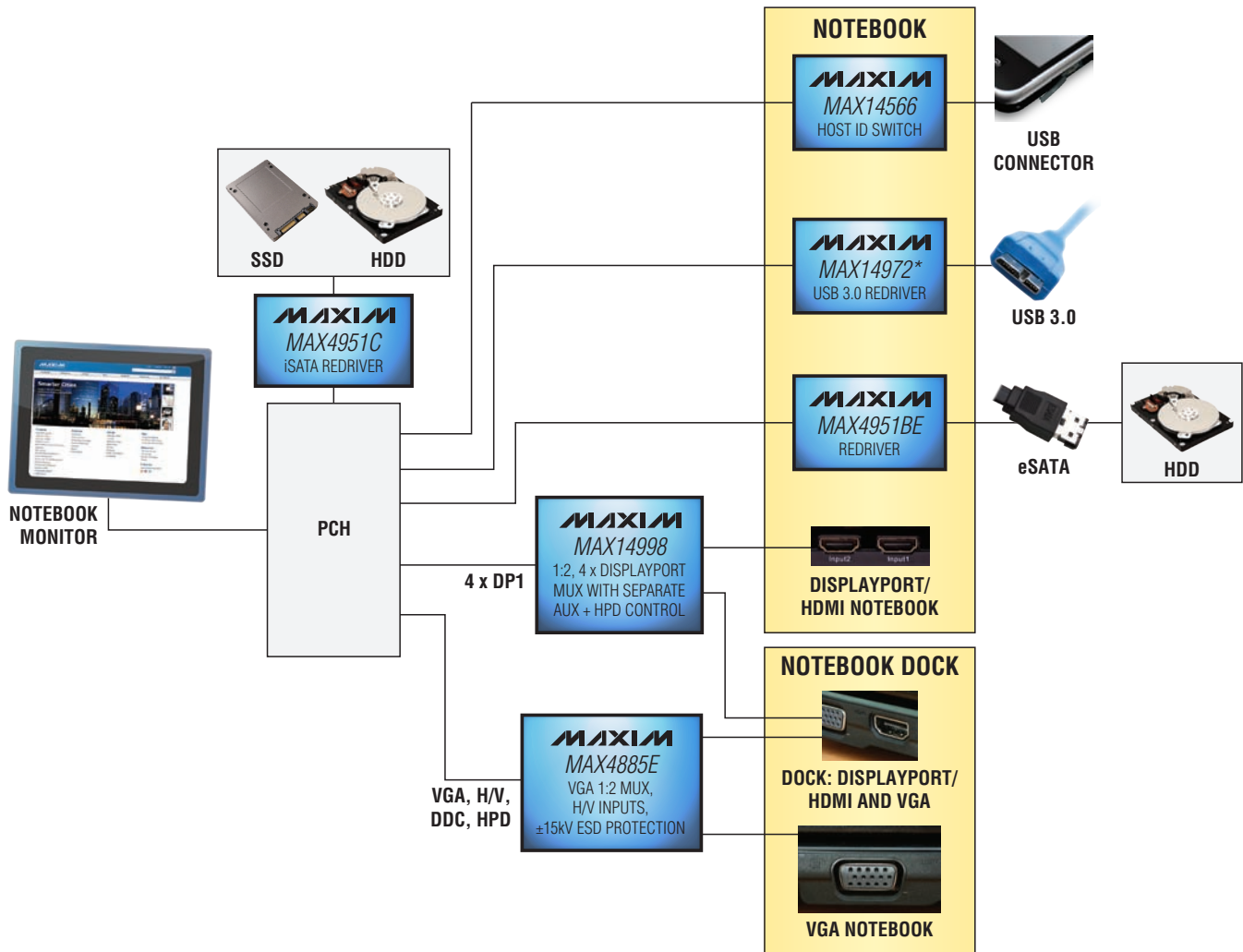
Power-Saving Redrivers for Enterprise Applications

Part	Supply Voltage (V)	Channels	Interface (Speed)	OOB Detection	Power-Save Mode	Programmable Input Equalization	Output De/Preemphasis	Deterministic Jitter (ps, max)	Package (mm x mm)
MAX4952	3.3	4	SAS 2.0 (6Gbps)	✓	✓	✓	✓	20	42-TQFN (3.5 x 9)
MAX4952A		2							20-TQFN (3.5 x 5.5)
MAX4952B									
MAX4950		4	PCI Express® (PCIe) 2.0 (5GTps)	15		✓	✓	42-TQFN (3.5 x 9)	
MAX4950A		2	PCIe 2.0 (5GTps)					36-TQFN (6 x 6)	
MAX14950		4	PCIe 3.0 (8GTps)					42-TQFN (3.5 x 9)	

PCI Express and PCIe are registered trademarks of PCI-SIG Corporation.

High-Speed Devices Save Power and Simplify Notebook Design While Improving Signal Integrity

Let Maxim's High-Speed Switches Inspire Your Next-Generation Notebook Designs



Maxim's Total System Solution Optimizes Performance with Enhanced Feature Set

- Video devices include ultra-high bandwidth and ±15kV ESD performance

All Redriver Solutions Integrate a Low-Power Setting Ideal for Saving Power in Portable Applications

- Dynamic power reduction and cable-detection modes (MAX4951BE/MAX4951C)

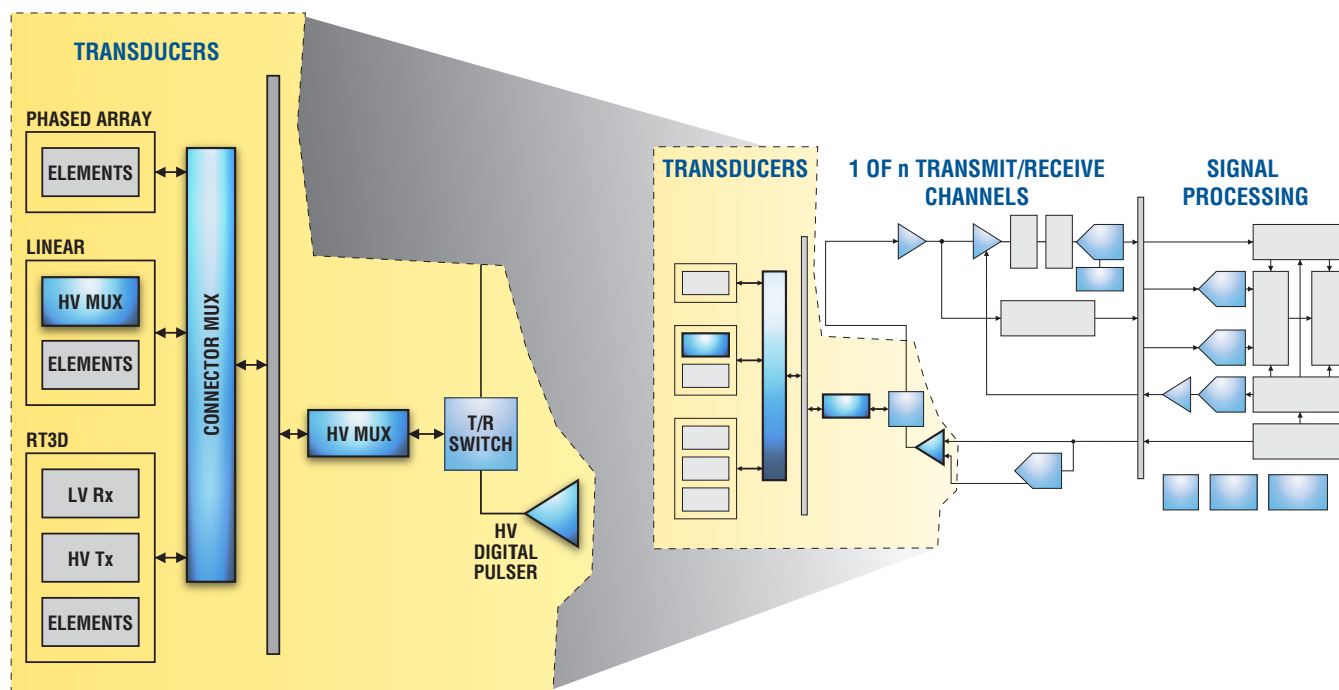
Innovative Designs Eliminate Need for Costly LDOs/Linear Regulators

- Redrivers and high-speed digital video passive switches use Maxim's +3.3V single-supply operation
- Low R_{ON} , compensation, and fast timings enable high resolution and fast syncing, plus prevent signal loss

*Future product—contact factory for availability.

High-Voltage Ultrasound Pulsers and Switches Enhance Ultrasound Images

Provide Superior Performance and Design Flexibility



Improvements Over the Competition

MAX4940/MAX4940A

Quad-Channel, High-Voltage, 2.0A Digital Pulsers

- Integrated active clamps minimize 2nd-harmonic distortion and reduce power consumption by 66% vs. HDL6V5581
- Capacitive architecture eliminates need for large, costly floating regulators and complex power sequencing
- AC-coupled architecture reduces overall footprint by up to 45% vs. HDL6V5581
- Five-level pulsing with active damping enables transmission for complex systems (MAX4940A)

MAX14802/MAX14803/MAX14803A MAX4968*/MAX4968A*

16-Channel, High-Voltage Muxes

- Industry's smallest (32mm²)—saves > 60% space over the competition (MAX14803A)
- Innovative architecture eliminates need for two dedicated high-voltage supplies (MAX4968/68A)
- > 50% better charge injection performance than the competition (MAX4968/68A)
- Latch-free design eliminates reliability issues (MAX4968/68A)

**For More Information on Maxim's Industry-Leading Ultrasound Solutions,
Visit: www.maxim-ic.com/Ultrasound**

*Future product—contact factory for availability. Specifications are preliminary.

High-Bandwidth ICs Selector Guide

High-Speed Redrivers (PCIe, SAS, SATA, etc.)

Part	Supply Voltage (V)	Channels	Mux	Interface (Speed)	OOB Detection	Power-Save Mode	Programmable Input Equalization	Output De/Preemphasis	Deterministic Jitter (ps, max)	Package (mm x mm)
MAX4951BE	3.3	2	—	eSATA (6Gbps)	✓	✓	✓	✓	20	20-TQFN (4 x 4)
MAX4951C				iSATA (6Gbps)						
MAX4952		4		SAS 2.0 (6Gbps)						28-TQFN (3.5 x 5.5)
MAX4952A		2			20-TQFN (4 x 4)					
MAX4952B		4		PCle 2.0 (5GTps)			42-TQFN (3.5 x 9)			
MAX4950					2			PCle 3.0 (8GTps)	36-TQFN (6 x 6)	
MAX4950A		4		SAS 2.0 (6Gbps)			42-TQFN (3.5 x 9)			
MAX14950		2			PCle 2.0 (5GTps)			42-TQFN (3.5 x 9)		
MAX4986		2		1:2			✓		20	
MAX4969										

High-Frequency Analog Video Switches

Part	Supply Voltage (V)	Channels/Configuration	Interface	Bandwidth (MHz)	On-Resistance (Ω)	Package (mm x mm)
MAX4887	5	1:2/2:1	RGB	500	4	16-TQFN (3 x 3)
MAX4885			VGA	350	7	32-TQFN (5 x 5)
MAX4885E		1:2		1000	6	24-TQFN (4 x 4)
MAX4885AE		2:1	900	5	28-TQFN (4 x 4)	
MAX14885E		2:2	700		40-TQFN (5 x 5)	

High-Speed Passive PCIe and Digital Video Switches

Part	Supply Voltage (V)	Channels	Configuration	Interface (Speed)	On-Resistance (Ω)	Package (mm x mm)
MAX4888/88A	3.3	2	1:2/2:1	PCle 1.0, 2.0 (5GTps)	7	28-TQFN (3.5 x 5.5)
MAX4889/89A		4			7	42-TQFN (3.5 x 9)
MAX4889B/89C		4			6.4	
MAX4928A/28B		6	1:2	PCle 1.0, 2.0 (5GTps); DisplayPort 1.2 (21.6Gbps)	8	56-TQFN (5 x 11)
MAX4998		4	1:2/2:1	PCle 3.0 (8GTps); DisplayPort 1.2 (21.6Gbps)	7	28-TQFN (3.5 x 5.5)
MAX14998		42-TQFN (3.5 x 9)				
MAX14886		6	2:1	HDMI 1.4 (100Mbps); DisplayPort 1.2 (21.6Gbps)	6	40-TQFN (5 x 5)
MAX14979E		1:2/2:1	LVDS (up to 1.3Gbps)	4	36-TQFN (6 x 6)	

Design Resources

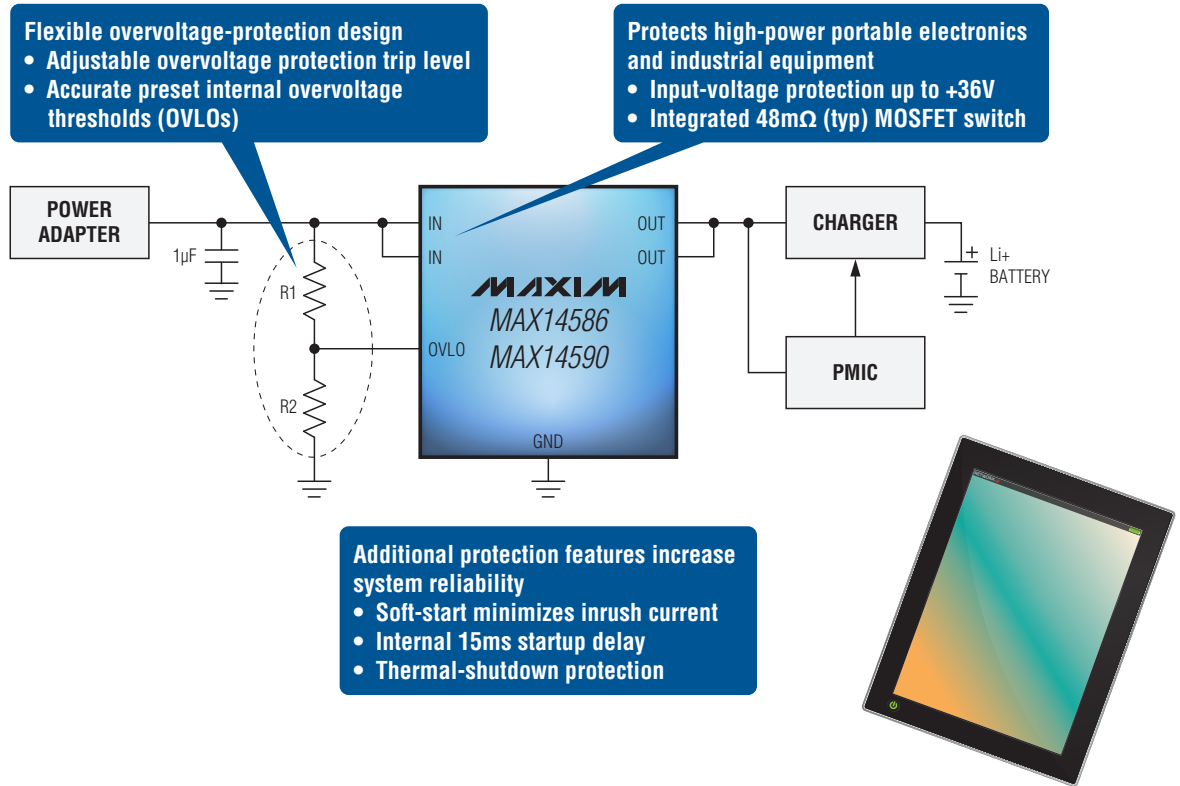
Application Notes: www.maxim-ic.com/MuxSwitch-AppNotes

Evaluation Kits: www.maxim-ic.com/MuxSwitch-EVkits

Frequently Asked Questions: www.maxim-ic.com/MuxSwitch-FAQs

Parametric Search: www.maxim-ic.com/MuxSwitch-Search

36V Overvoltage Protectors Handle 3A for High-Power Applications



Overvoltage Protectors with Integrated FET

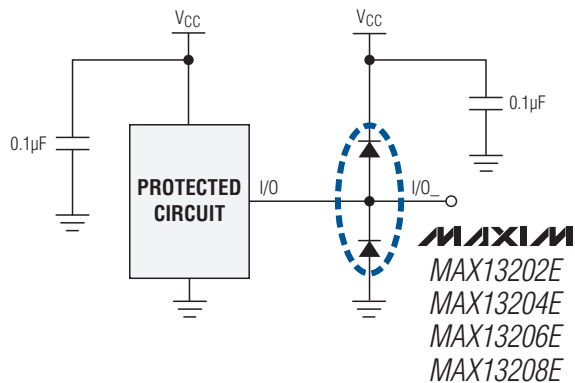
Part	Supply Voltage (V)	OVLO (V)	UVLO (V)	R _{ON} (mΩ)	Features	Overcurrent Mode	Package (mm x mm)
MAX14527/28	2.2 to 28	5.8/6.8	—	100	Adjustable OVLO from 4V to 8V	—	8-TDFN (2 x 2)
MAX14562	2.2 to 36	5.15		160	Regulated 5.15V output		
MAX14586/90		7/15		48	3A continuous current capability, 4V to 20V (adj) OVLO		
MAX14529E/30E	2.2 to 28	5.8/6.8	2.45	35	USB charger detection, 3.3V LDO, ±15kV ESD protection*	Autoretry	12-WLP (2 x 1.5)
MAX4970		5.8		85	Active current limit, battery overcharge protection		
MAX4971		6.35					
MAX4972		4.65					
MAX4978	2.3 to 28	5.7	4.4	85	Active current limit, battery overcharge protection	Autoretry	8-TDFN (2 x 2)
MAX4980/81		2.63					
MAX4944	2.2 to 28	6.35	4.15	80	Negative polarity protection†	Autoretry	8-µDFN (2 x 2)
MAX4945		5.8					
MAX4949		8.9				2.45	

Additional overvoltage protectors are available—contact the factory for unlisted options.

*Human Body Model (HBM). Requires 1µF capacitor on IN; no capacitor required for ±2kV HBM ESD protection.

†Optional. Requires external pFET.

Easily Add High-ESD Protection to an Existing System

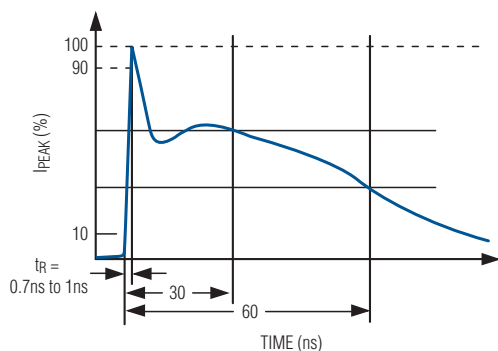


MAX13202E/04E/06E/08E

±30kV ESD-Protection Diode Arrays

- Protect sensitive electronics attached to communication lines
- Each channel consists of a pair of diodes that steer ESD current pulses away from protected circuitry to V_{CC} or GND
- Ultra-low 1nA (max) leakage current eases limited power budgets
- Low 6pF input capacitance is ideal for high-speed data lines

ESD Generator Current Waveform



ESD-protected up to ±15kV HBM and ±30kV Air-Gap Discharge, as specified in IEC 61000-4-2.

The MAX13204E quad-ESD structure is designed for Ethernet and FireWire® (IEEE 1394) applications, while other 2-/6-/8-channel configurations are suitable for phone and video connections, etc.

ESD-Protection Diode Arrays

Part	Channels	ESD Protection (kV)			Input Capacitance (pF)	V _{SUPPLY} (V)	Package
		Human Body Model	IEC 61000-4-2 Contact Discharge	IEC 61000-4-2 Air-Gap Discharge			
MAX3207E	2	±15	±8	±15	2.5	0.9 to 5.5	6-SOT23
MAX3202E					5.0		6-TDFN, 4-UCSP, 4-WLP
MAX13202E			±12	±30	6.0	0.9 to 16.0	6-µDFN
MAX3203E	3		±8	±15	5.0	0.9 to 5.5	6-TDFN, 5-UCSP, 6-WLP
MAX3208E	4				2.6		10-µMAX, 16-TQFN
MAX3204E			5.0	6-TDFN, 6-UCSP, 6-WLP			
MAX13204E	±14		±30	6.0	0.9 to 16.0	6-µDFN	
MAX3205E	6		±8	±15	2.5	0.9 to 5.5	16-TQFN, 8-UCSP
MAX3206E					5.0		12-TQFN, 8-UCSP
MAX13206E			±14	±30	6.0	0.9 to 16.0	8-µDFN
MAX13208E	8					10-µDFN	

FireWire is a registered trademark of Apple Inc.
µMAX is a registered trademark of Maxim Integrated Products, Inc.

Current-Limit Switches Selector Guide

Adjustable Threshold

Part	Current Limit Threshold (mA)	Supply Voltage (V)	R _{ON} (mΩ)	Overcurrent Mode	Fault Output	Package
MAX4995	50 to 600	1.7 to 5.5	130	Autoretry (A/AL/AF), latching (B), continuous (C)	✓	10-UTQFN, 6-SOT23, 8-TDFN
MAX14523	250 to 1500		70	Autoretry (A), latching (B), continuous (C)		8-TDFN
MAX14575*	250 to 2500	2.3 to 5.5		Autoretry (A/AL), latching (B), continuous (C)		

Pin-Selectable Threshold

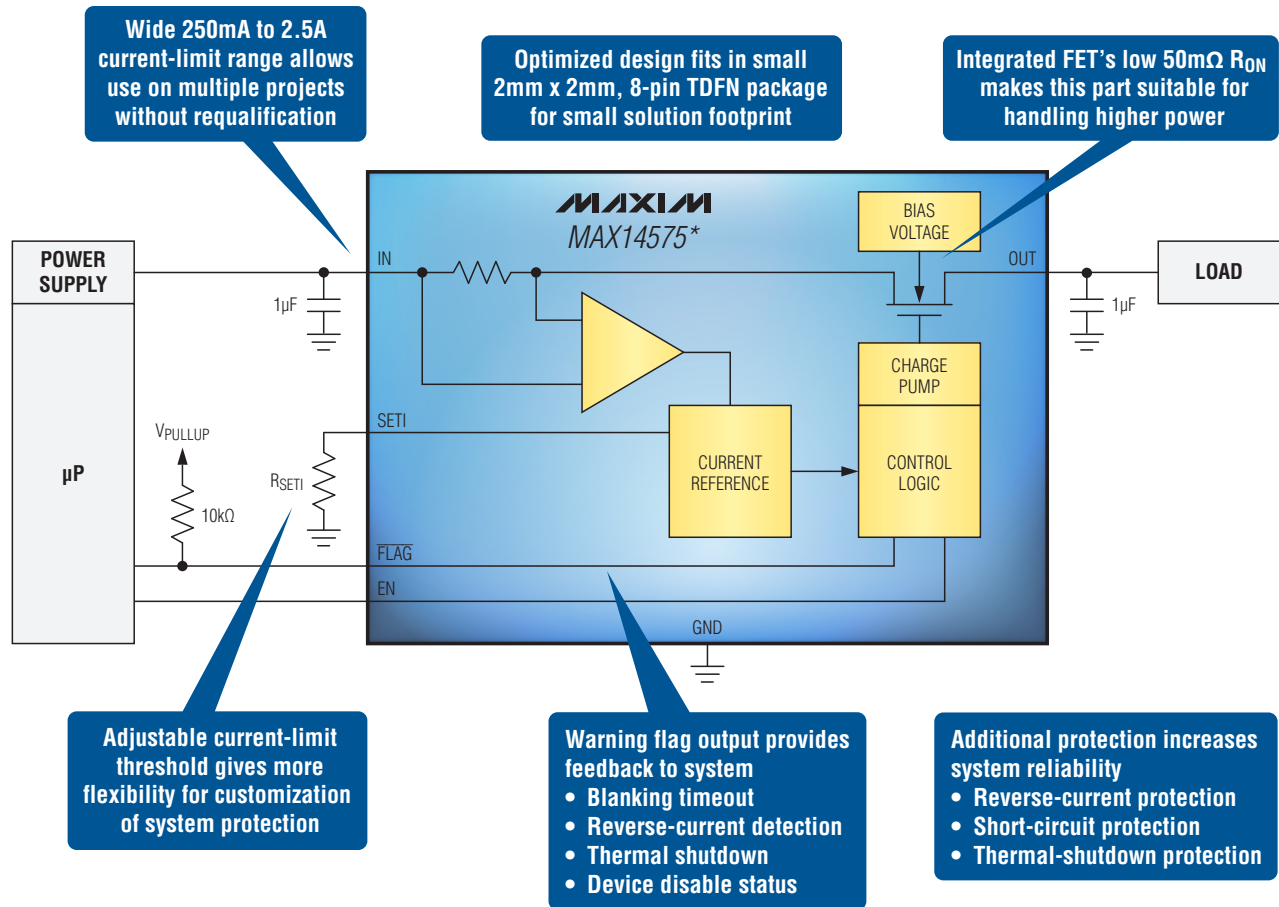
Part	Current Limit Threshold (mA)	Supply Voltage (V)	R _{ON} (mΩ)	Overcurrent Mode	Fault Output	Package
MAX4772	200, 500	2.0 to 4.5	200	Latching	✓	6-SOT23
MAX4773				Autoretry		

Fixed Threshold

Part	Current Limit Threshold (mA)	Supply Voltage (V)	R _{ON} (mΩ)	Overcurrent Mode	Fault Output	Package
MAX4785	50	2.3 to 5.5	700	Latching	✓	4-/5-SC70
MAX4786				Autoretry		4-SC70
MAX4826				Latching	✓	6-μDFN
MAX4830	1400					
MAX4914B	100	2.3 to 5.5	200	Latching	✓	4-/5-SC70
MAX4787						
MAX4788	100	2.3 to 5.5	700	Autoretry	✓	4-SC70
MAX4829						6-μDFN
MAX4832/33	200	2.5 to 5.5	750	Continuous	✓	6-TDFN
MAX4789						Latching
MAX4790	200	2.3 to 5.5	200	Autoretry	✓	4-SOT143, 6-TDFN
MAX4915A/B				Autoretry (MAX4915A), latching (MAX4915B)		6-μDFN, 5-SOT23
MAX4791	250	2.3 to 5.5	200	Latching	✓	4-SOT143, 5-SOT23, 6-TDFN
MAX4792				Autoretry		4-SOT143, 6-TDFN
MAX4834/35	300	2.5 to 5.5	400	Continuous	✓	6-TDFN
MAX4793						Latching
MAX4794	300	2.3 to 5.5	200	Autoretry	✓	4-SOT143, 6-TDFN
MAX4917A/B				Autoretry (MAX4917A), latching (MAX4917B)		6-μDFN, 5-SOT23
MAX4795	450	2.0 to 4.5	200	Latching	✓	5-SOT23
MAX4796				Autoretry		
MAX4797	500	2.0 to 4.5	200	Latching		
MAX4798				Autoretry		
MAX4836/37	500	2.5 to 5.5	400	Continuous	✓	6-TDFN

*Future product—contact factory for availability.

Versatile 250mA to 2.5A Current-Limit Switches Ensure Reliability



*Future product—contact factory for availability.

Signal Routing & Protection-2 Rev 1 US 5/11



www.maxim-ic.com

Maxim Integrated Products, Inc.
120 San Gabriel Drive
Sunnyvale, CA 94086

X-ON Electronics

Largest Supplier of Electrical and Electronic Components

Click to view similar products for [Multiplexer Switch ICs](#) category:

Click to view products by [Maxim](#) manufacturer:

Other Similar products are found below :

[NLV74HC4066ADR2G](#) [HEF4051BP](#) [MC74HC4067ADTG](#) [DG508AAK/883B](#) [NLV14051BDG](#) [016400E](#) [PI3V512QE](#) [7705201EC](#)
[PI2SSD3212NCE](#) [PI3L100QE](#) [NLAS3257CMX2TCG](#) [PI5A3157BC6EX](#) [PI3V512QEX](#) [PI3DBS16213ZLEX](#) [PI3DBS16415ZHEX](#)
[PS509LEX](#) [MUX36S16IRSNR](#) [74LVC1G3157GM-Q10X](#) [TC7W53FK,LF](#) [CD4053BM96](#) [MC74HC4053ADWR2G](#) [MAX4051AEEE+](#)
[HEF4053BT.653](#) [PI3L720ZHEX](#) [ADG1404YRUZ-REEL7](#) [ADG1208YRZ-REEL7](#) [MAX4704EUB+T](#) [ADG1406BRUZ-REEL7](#)
[CD4053BPWRG4](#) [ADG658TRUZ-EP](#) [74HC4053D.653](#) [74HCT4052PW.118](#) [74LVC2G53DP.125](#) [74HC4052DB.112](#) [74HC4052PW.112](#)
[74HC4053DB.112](#) [74HC4067DB.112](#) [74HC4351DB.112](#) [74HCT4052D.112](#) [74HCT4052DB.112](#) [74HCT4351D.112](#) [74LV4051PW.112](#)
[FSA1256L8X_F113](#) [PI5V330QE](#) [PI5V331QE](#) [5962-8771601EA](#) [5962-87716022A](#) [ADG5249FBRUZ](#) [ADG1438BRUZ](#) [ADG5207BCPZ-](#)
[RL7](#)