

产 品 承 认 书

SPECIFICATION FOR APPROVAL

客户名称
CUSTOMER NAME.

产品类型 共模电感
PRODUCT TYPE

客户料号 XRACM-9070F-SERIES
CUSTOMER P/N

料号 XRACM-9070F-SERIES
OURS P/N

文件编号
FILE NO.

批准 <i>APPROVED</i>	确认 <i>CHECKED</i>	作成 <i>DESIGN</i>
chen	lin	ming

客户承认/ <i>CUSTOMER ACCEPTED</i>		
承认 <i>APPROVED</i>	确认 <i>CHECKED</i>	承办 <i>DESIGN</i>
批注/ <i>REMARK</i>		

承认书 / SPECIFICATION FOR APPROVAL

客户名称 CUSTOMER	0	客户品名 CUSTOMER P/N	XRACM-9070F-SERIES	版别 REV.	A
产品类型 PRODUCT TYPE	共模电感	品名 OURS P/N	XRACM-9070F-SERIES	文件编号 FILE NO.	

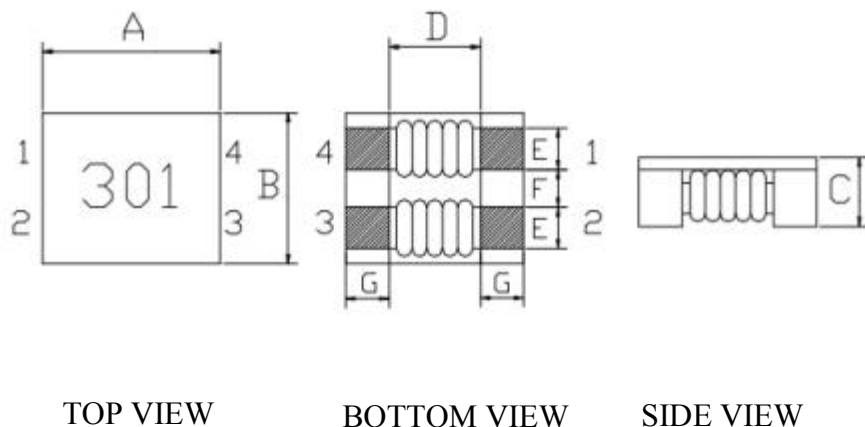
修改记录 / MODIFY RECORDS

版别 REV.	变更编号 ECN NO.	修改内容 MODIFY CONTENT	拟制 DRAWING	审核 CHECKED	批准 APPROVED
A		新发行	ming 2022/6/26	lin	chen

承认书 / SPECIFICATION FOR APPROVAL

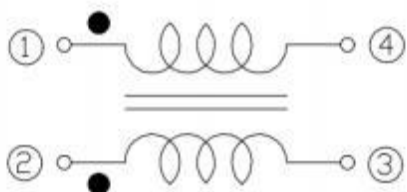
客户名称 CUSTOMER	0	客户品名 CUSTOMER P/N	XRACM-9070F-SERIES	版别 REV.	A
产品类型 PRODUCT TYPE	共模电感	品名 OURS P/N	XRACM-9070F-SERIES	文件编号 FILE NO.	

一. 外观图/DIMENSION (单位/UNIT: mm)



A	9.0 ±0.5
B	7.0 ±0.5
C	4.8MAX
D	5.7typ
E	1.5 typ
F	2.0 typ
G	1.7 typ

二. 电路图/CIRCUIT DIAGRAM



三. 电气特性/ELECTRICAL CHARACTERISTIC

P/N	z(Ω) at 100MHZ		RDC(Ω) Max(1 LINE)	Rated Current (A) Max	IR (MΩ) Min	Rated Voltage (V) Max
	Min	Typ				
XRACM-9070F-301	225	300	6m	6.0	10	50
XRACM-9070F-501	450	600	8m	5.5	10	50
XRACM-9070F-701	500	700	10m	5.0	10	50
XRACM-9070F-102	750	1000	13m	4.0	10	50
XRACM-9070F-272	2000	2700	86m	2.0	10	50

拟制	ming	审核	lin	批准	chen
----	------	----	-----	----	------

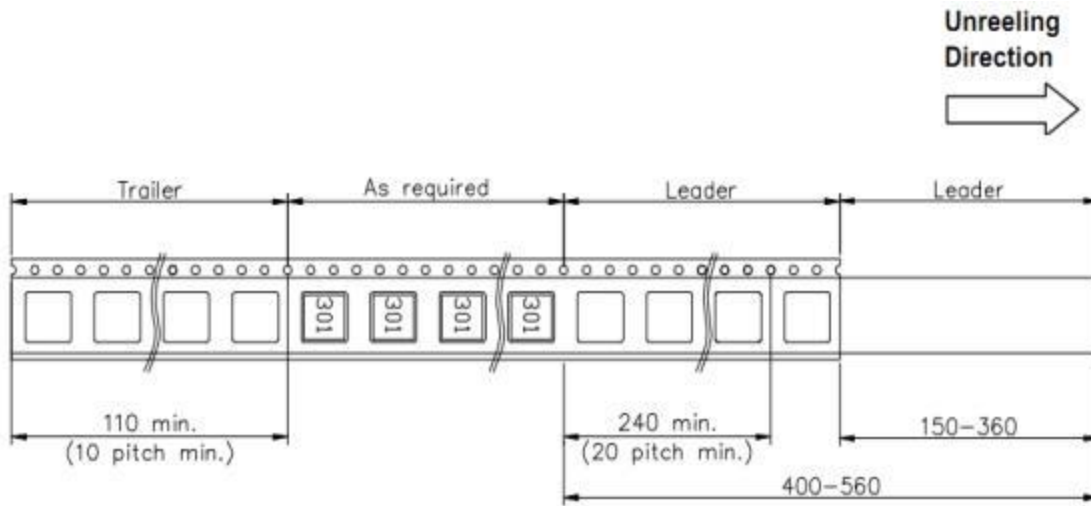
承认书 / SPECIFICATION FOR APPROVAL

客户名称 CUSTOMER	0	客户品名 CUSTOMER P/N	XRACM-9070F-SERIES	版别 REV.	A
产品类型 PRODUCT TYPE	共模电感	品名 OURS P/N	XRACM-9070F-SERIES	文件编号 FILE NO.	

四. 材料清单/MATERIAL LIST

NO.	ITEM	DESCRIPTION	SUPPLIER
1	CORE	FERRITE	SINCORES OR EQ
2	WIRE	2UEW P180	PACIFIC OR EQ
3	INK	BLACK	BON OR EQ
4	COVER	MYLAR	SUMITOMO OR EQ
5	SOLDER	SN CU	SOLNET OR EQ

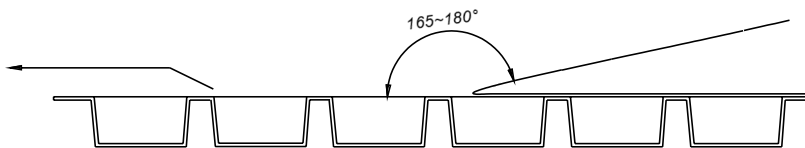
五. 编带规格/TAPING SPECIFICATIONS



Transparent carrier and cover tape/透明载带和覆盖带

Adhesive strength of cover tape is 20 to 120 gf

The conduction band direction



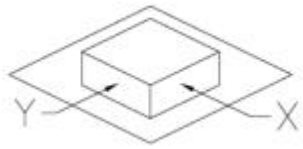
拟制	ming	审核	lin	批准	chen
----	------	----	-----	----	------

承认书 / SPECIFICATION FOR APPROVAL

客户名称 CUSTOMER	0	客户品名 CUSTOMER P/N	XRACM-9070F-SERIES	版别 REV.	A
产品类型 PRODUCT TYPE	共模电感	品名 OURS P/N	XRACM-9070F-SERIES	文件编号 FILE NO.	

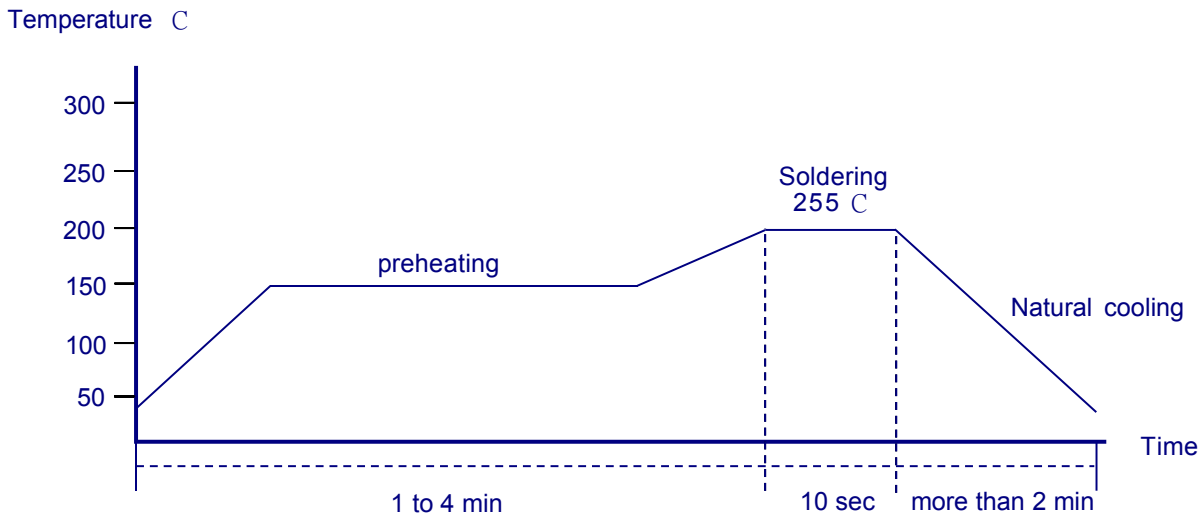
六. 可靠性测试/RELIABILITY TESTING

Operating Temperature	- 30 to + 100 C (Contain Heating coil)
Appearance Inspection	No external defects by visual inspection
Terminal Strength	After soldering , between copper plaet and terminals of coils , push in two directions of X , Y with standing 10N(1.02kg) for10+/-2 sec. Terminal should not peel off. (Refer to figure at right)
Heat endurance of reflow soldering	Refer to figure
Insulating resistance	Over 100 MΩ at 100V D.C . between wire and core .
Dielectric Strength	Apply at 0.5KV 3mA for 1 minute between wire and core .
Temperature characteristics	Inductance coefficient (0~2,000) × 10 / C(- 30 ~ + 100 C)
Humidity characteristics	Inductance deviation within ± 10% , after 96 hours in 90~95% relative humidity at 40 ± 2 C and 1 hours drying under normal condition .



A test is made under the above mentioned condition , and it is kept for 2 hours in the normal

IR Reflow profile



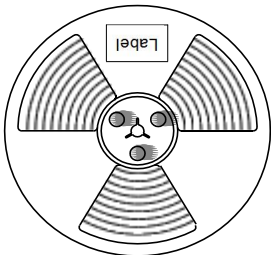
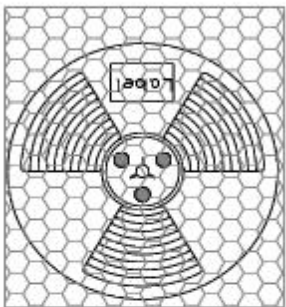

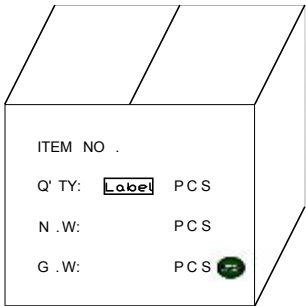
Temperature and humidity . After that , no mechanical and electrical defect should be found .

拟制	ming	审核	lin	批准	chen
----	------	----	-----	----	------

承认书 / SPECIFICATION FOR APPROVAL

客户名称 CUSTOMER	0	客户品名 CUSTOMER P/N	XRACM-9070F-SERIES	版别 REV.	A
产品类型 PRODUCT TYPE	共模电感	品名 OURS P/N	XRACM-9070F-SERIES	文件编号 FILE NO.	

七. 包装方式/PACKING LIST

	<p>1、轮盘规格： 13'(直径330mm) 数量： 700PCS/盘 作业说明： A.摆料方向为字首朝导带孔。 B.载带尾部用美纹胶纸固定。</p>
	<p>2、数量： 700PCS/袋。 作业说明:编带检查好的产品装进PE中。</p>
	<p>3、数量： 1400PCS/盒 作业说明： 标签朝上装入内盒里面， 将内盒盖扣好。</p>
	<p>4、数量： 7000PCS/箱。 作业说明： A.先将内、外箱底部封好， 内箱装进外箱里面。 B.将内盒装进内、外箱里面， 并用透明胶带封好外箱顶部。 C.在外箱位置贴一张外箱标签。 D.当尾数箱不足一整箱时需用内盒或填充物装满。</p>

拟制

ming

审核

lin

批准

chen

X-ON Electronics

Largest Supplier of Electrical and Electronic Components

Click to view similar products for [Common Mode Chokes / Filters](#) category:

Click to view products by [MaxLinear](#) manufacturer:

Other Similar products are found below :

[PE-64683](#) [ST6118T-R](#) [FE3X025-10-7NL](#) [T8114NLT](#) [TCM0806G-350-2P-T](#) [TCM0806G-650-2P-T](#) [IND-0110](#) [UAL21VR0802000](#)
[UALSC023000000](#) [UALSC1020JH000](#) [UALSU10VD20010](#) [UALSU9VD070100](#) [36-00037](#) [CM7060M132R-10](#) [UALW21HS072450](#)
[UALSU9H0208000](#) [UAL24VK06450CH](#) [PLT10HH501100PNB](#) [PLT10HH401100PNB](#) [PLT10HH1026R0PNB](#) [36-00029-01](#) [PE-67531](#)
[TLH10UB](#) [113 0R5](#) [2752045447](#) [CM8663Z161B-10](#) [7351V](#) [CMF16-153131](#) [T8116NLT](#) [CMS2-10-R](#) [FE2X10-4-2NL](#) [T8003NLT](#) [CTX01-](#)
[13663](#) [CTX66-19521-R](#) [RC212-0.5-10M](#) [RC112-0.4-15M](#) [RC212-0.6-6M8](#) [RC212-0.4-15M](#) [RC112-0.3-30M](#) [4534-3](#)
[WTCF2012Z0M751PB](#) [PH9408.814NLT](#) [B82498B3221J000](#) [PAC6006.364NLT](#) [PAC6006.444NLT](#) [PAC6006.204NLT](#) [PH9407.204NLT](#)
[PAC6006.264NLT](#) [PH9408.105NLT](#) [PH9408.494NLT](#) [PAC6006.104NLT](#)