

XRRH104R Series Power Inductors

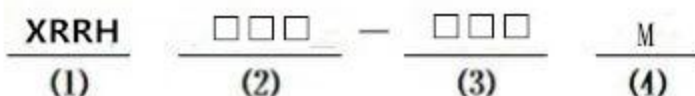
■ Features

- Ultra low profile.
- Magnetic shielded for low radiation.
- Bobbin ferrite core and compact size.
- Low core loss for high frequency power application.
- Large terminal surface for good PCB bonding.
- Operating temperature: $-40^{\circ}\text{C} \sim +125^{\circ}\text{C}$.

■ Applications

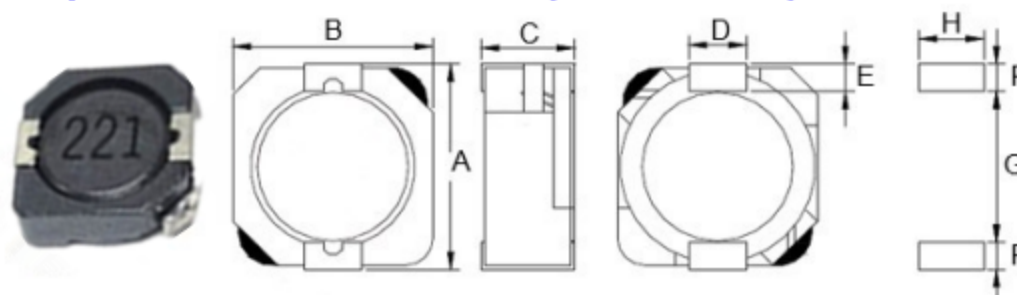
- Portable communication equipment.
- Notebook PC, digital camera, LCD television set.
- Power supply for VTR, OA equipment.
- DC/DC converters.

■ Product Identification



- (1) : Type
 (2) : Dimensions
 (3) : Inductance value
 (4) : Inductance Tolerance; M= $\pm 20\%$

■ Shapes and Dimensions (Unit: mm)



TYPE	A	B	C	D	E	F Ref.	G Ref.	H Ref.
XRRH104R	10.1 ± 0.3	10.1 ± 0.3	3.8 ± 0.3	3.0	1.2	1.6	7.3	3.2

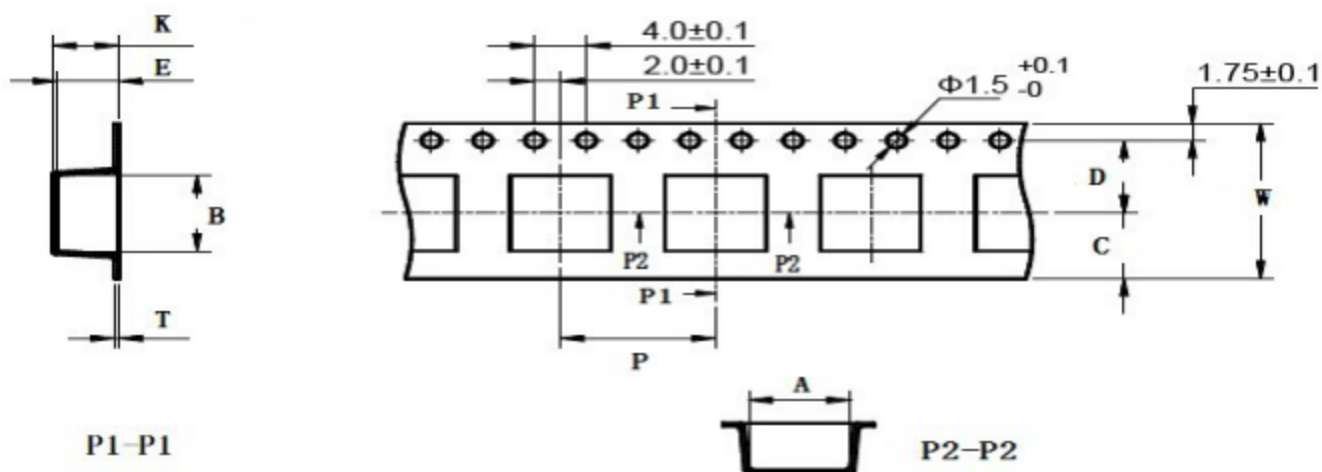
■ XRRH104R Series

Part Number	Inductance (uH)	Test Freq. (KHz)	DCR MAX. (Ω)	Saturation Current (A)	Heat Rating Current (A)
XRRH104R-1R0M	1.00	100	0.010	7.68	6.98
XRRH104R-2R2M	2.20	100	0.011	7.50	6.32
XRRH104R-2R7M	2.70	100	0.011	7.50	6.10
XRRH104R-3R9M	3.90	100	0.013	6.00	5.50
XRRH104R-4R7M	4.70	100	0.020	5.50	5.40
XRRH104R-5R2M	5.20	100	0.022	5.50	5.40
XRRH104R-6R8M	6.80	100	0.027	4.80	4.50
XRRH104R-100M	10.0	100	0.035	4.40	3.80
XRRH104R-120M	12.0	100	0.046	3.70	3.40
XRRH104R-150M	15.0	100	0.050	3.60	3.10
XRRH104R-180M	18.0	100	0.069	3.10	2.60
XRRH104R-220M	22.0	100	0.073	2.90	2.50
XRRH104R-270M	27.0	100	0.088	2.60	2.30
XRRH104R-330M	33.0	100	0.093	2.30	2.20
XRRH104R-390M	39.0	100	0.127	2.20	2.00
XRRH104R-470M	47.0	100	0.128	2.10	1.90
XRRH104R-560M	56.0	100	0.188	1.65	1.50
XRRH104R-680M	68.0	100	0.213	1.50	1.42
XRRH104R-820M	82.0	100	0.283	1.45	1.30
XRRH104R-101M	100	100	0.304	1.35	1.25
XRRH104R-121M	120	100	0.375	1.20	1.08
XRRH104R-151M	150	100	0.506	1.15	0.85
XRRH104R-181M	180	100	0.568	1.00	0.75
XRRH104R-221M	220	100	0.756	0.92	0.70
XRRH104R-271M	270	100	0.853	0.84	0.55
XRRH104R-331M	330	100	1.090	0.70	0.52
XRRH104R-471M	470	100	1.450	0.48	0.36

XRRH104R Series-Power Inductors

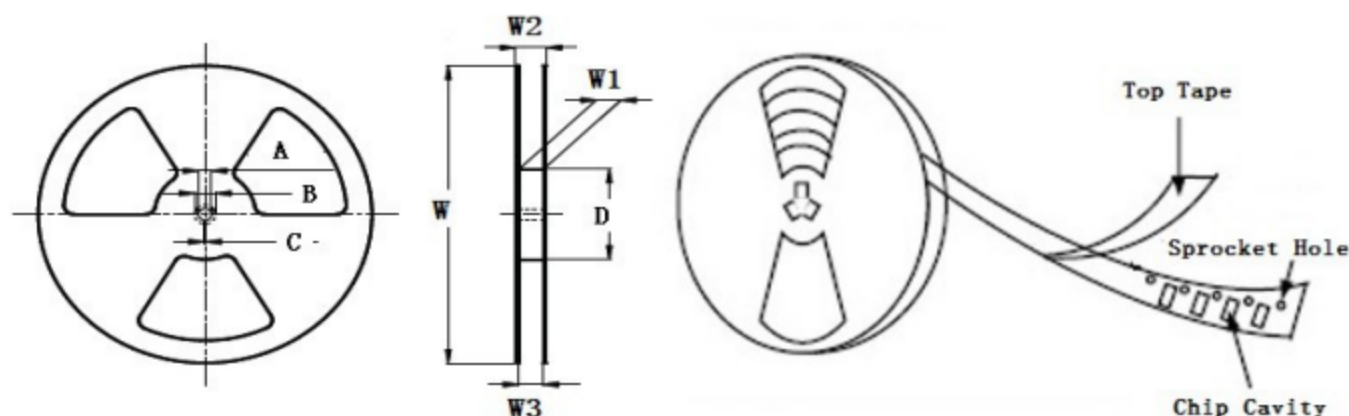
- ※ The saturation current value is the DC current value having inductance decrease down to 30%. (at 20°C)
- ※ The temperature rise current value is the DC current value having temperature increase up to 40°C. (at 20°C)
- ※ The rated current is the DC current value that satisfies both of current value saturation current value and temperature rise current value.

■ Taping Dimensions(Unit:mm)



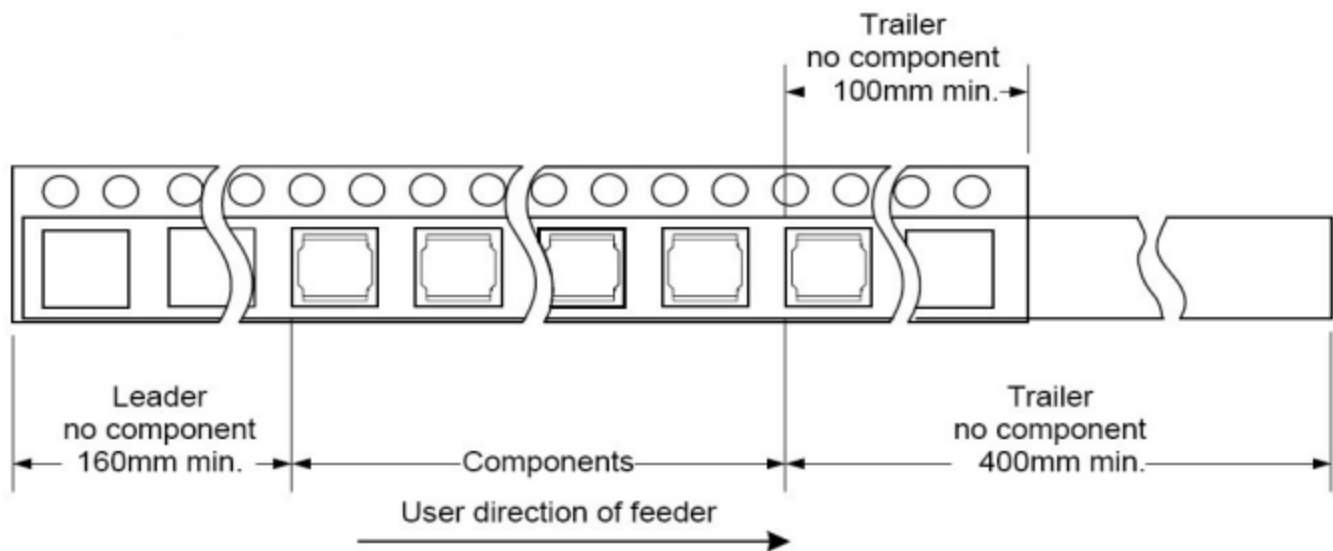
TYPE	W	A	B	C	D	E	P	K Ref	T	MPQ
XRRH104R	24±0.3	10.55±0.1	10.55±0.1	10.75	11.5±0.1	4.2±0.1	16±0.1	4.4	0.5±0.05	1000

■ Reel Dimensions(Unit:mm)

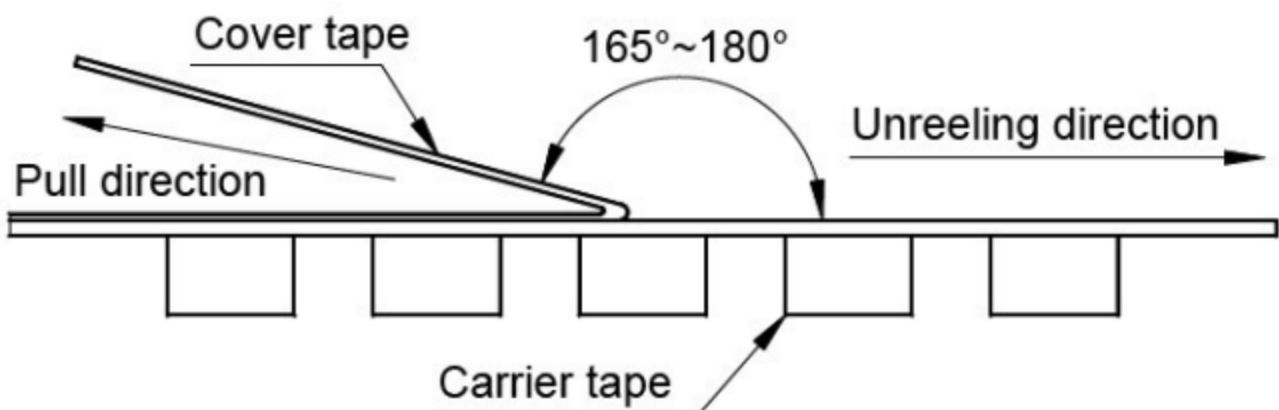


TYPE	W	W1	W2	W3	A	B	C	D
XRRH104R	330±2.0	24.4±1.50	30.4MAX	23.9Min	13.0±0.50	21.0±0.80	2.0±0.50	100 Min

Direction of rolling



Cover tape peel off condition



Cover tape peel force shall be 0.1N to 1.3N.

Reference peel speed 300 ± 10 mm/min.

X-ON Electronics

Largest Supplier of Electrical and Electronic Components

Click to view similar products for [Fixed Inductors](#) category:

Click to view products by [MaxLinear](#) manufacturer:

Other Similar products are found below :

[CR32NP-100KC](#) [CR54NP-470LC](#) [70F224AI](#) [MGDQ4-00004-P](#) [MHQ1005P10NJ](#) [MHQ1005P1N0S](#) [MHQ1005P2N4S](#) [MHQ1005P3N6S](#)
[MHQ1005P5N1S](#) [MHQ1005P8N2J](#) [PE-53601NL](#) [PE-53602NL](#) [PG0936.113NLT](#) [9220-20](#) [9310-16](#) [PM06-2N7](#) [PM06-39NJ](#) [A01TK](#)
[1206CS-471XJ](#) [HC2-R47-R](#) [HC8-1R2-R](#) [HCF1305-3R3-R](#) [1206CS-151XG](#) [RCH664NP-140L](#) [RCH664NP-4R7M](#) [RCP1317NP-391L](#)
[RCR110DNP-331L](#) [DH2280-4R7M](#) [DS1608C-106](#) [B10TJ](#) [B82498B3101J000](#) [ELJ-RE27NJF2](#) [1812CS-153XJ](#) [1812CS-183XJ](#) [1812CS-](#)
[223XJ](#) [1812LS-104XJ](#) [1812LS-105XJ](#) [1812LS-124XJ](#) [1812LS-154XJ](#) [1812LS-223XJ](#) [1812LS-224XJ](#) [1812LS-563XJ](#) [1812LS-683XJ](#)
[1812LS-824XJ](#) [NIN-FB101JTR110F](#) [NIN-FB471JTR62F](#) [NIN-FC1R5JTR220F](#) [NIN-HCR15JTRF](#) [NIN-HCR33JTRF](#) [NIN-HDR22JTRF](#)