

■ Features

- High current type.
- Ferrite bobbin core and compact size.
- Low core loss for high frequency power application.
- Large terminal surface for good PCB bonding.
- Operating temperature: -40°C ~ +125°C.

■ Applications

- Portable communication equipment.
- Notebook PC, digital camera, LCD television set.
- Power supply for VTR, OA equipment.
- DC/DC converters.

■ Product Identification

$\frac{\text{XRRH}}{(1)}$ $\frac{\square\square\square}{(2)}$ — $\frac{\square\square\square}{(3)}$ $\frac{\text{M}}{(4)}$

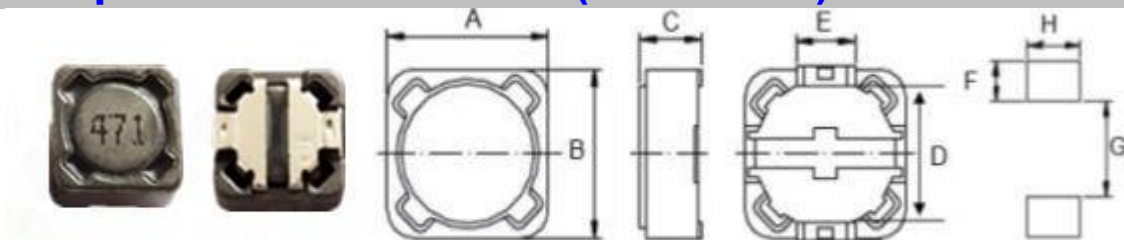
(1) : Type

(2) : Dimensions

(3) : Inductance value

(4) : Inductance Tolerance; M=±20%

■ Shapes and Dimensions (Unit: mm)



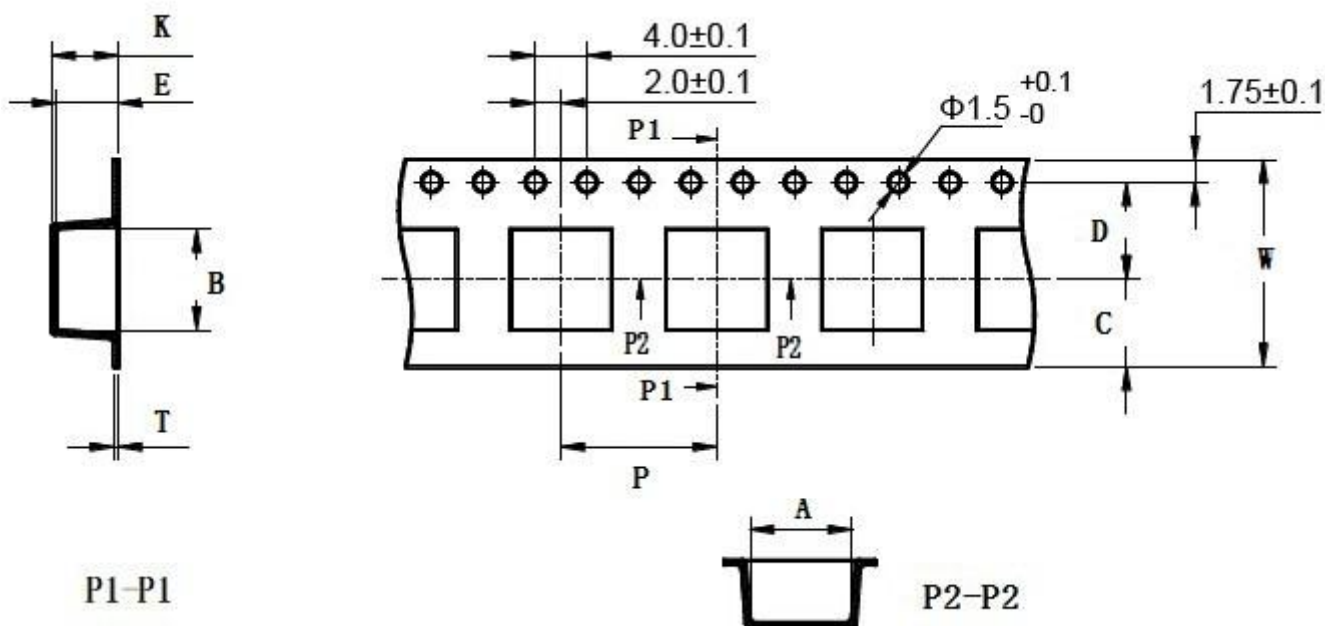
TYPE	A	B	C max	D	E	F Ref.	G Ref.	H Ref.
XRRH124	12.0±0.5	12.0±0.5	5.0	7.60±0.2	5.0	2.8	7.0	5.4

Part Number	Inductance (μH)	L Test Frequency (KHz)	Max.DC Resistance (Ω)	MAX.Rated Current (A)
XRRH124-1R8M	1.80	100	0.011	9.00
XRRH124-2R2M	2.20	100	0.012	8.20
XRRH124-2R7M	2.70	100	0.0125	7.60
XRRH124-3R3M	3.30	100	0.014	7.00
XRRH124-3R9M	3.90	100	0.015	6.50
XRRH124-4R7M	4.70	100	0.018	5.70
XRRH124-5R6M	5.60	100	0.021	5.20
XRRH124-6R8M	6.80	100	0.023	4.90
XRRH124-8R2M	8.20	100	0.026	4.50
XRRH124-100M	10.0	100	0.028	4.30
XRRH124-120M	12.0	100	0.038	4.00
XRRH124-150M	15.0	100	0.050	3.20
XRRH124-180M	18.0	100	0.057	3.10
XRRH124-220M	22.0	100	0.066	2.90
XRRH124-270M	27.0	100	0.080	2.80
XRRH124-330M	33.0	100	0.097	2.70
XRRH124-390M	39.0	100	0.132	2.10
XRRH124-470M	47.0	100	0.150	1.90
XRRH124-560M	56.0	100	0.190	1.80
XRRH124-680M	68.0	100	0.220	1.50
XRRH124-820M	82.0	100	0.260	1.30
XRRH124-101M	100	100	0.308	1.20

Part Number	Inductance (μH)	L Test Frequency (KHz)	Max.DC Resistance (Ω)	MAX.Rated Current (A)
XRRH124-121M	120	100	0.380	1.10
XRRH124-151M	150	100	0.530	0.95
XRRH124-181M	180	100	0.620	0.85
XRRH124-221M	220	100	0.700	0.80
XRRH124-271M	270	100	0.870	0.60
XRRH124-331M	330	100	0.990	0.50
XRRH124-471M	470	100	1.100	0.25
XRRH124-102M	1000	100	2.870	0.20

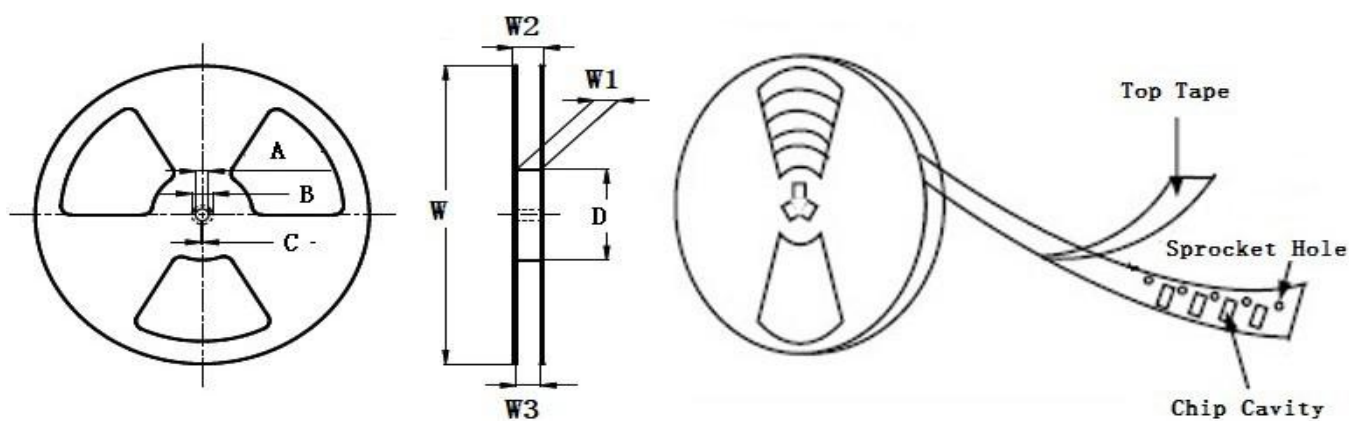
- ※ The saturation current value is the DC current value having inductance decrease down to 30%.(at 20°C)
- ※ The temperature rise current value is the DC current value having temperature increase up to 40°C. (at 20°C)
- ※ The rated current is the DC current value that satisfies both of current value saturation current value and temperature rise current value.

■ Taping Dimensions(Unit:mm)



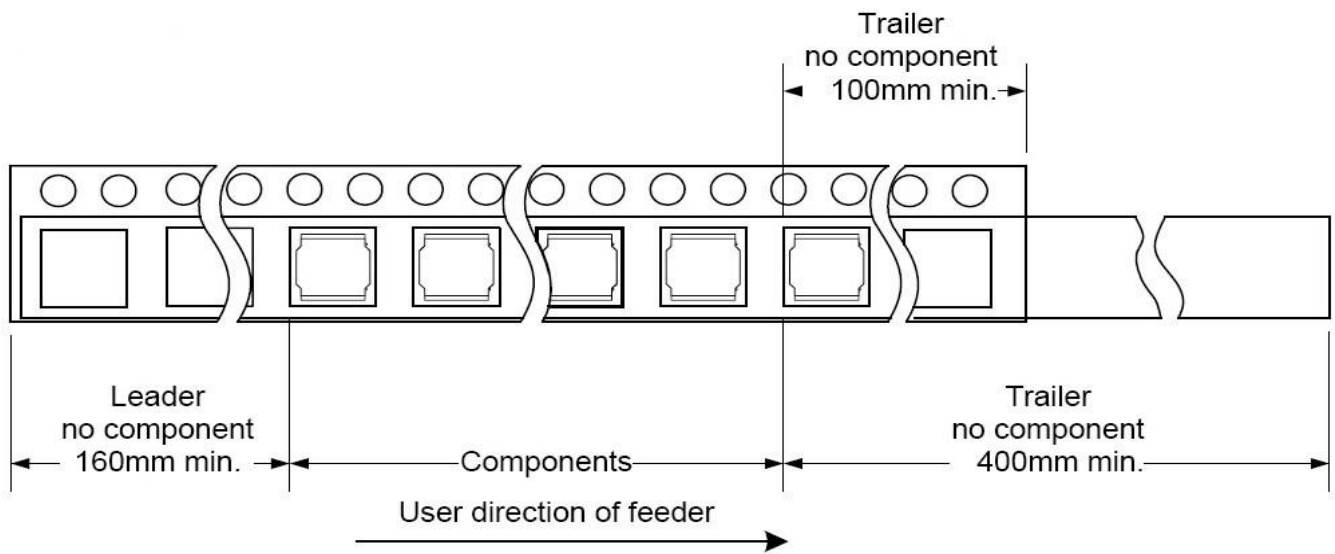
TYPE	MPQ	W	A	B	C	D	E	P	K	T
XRRH124	500	24±0.3	12.6±0.1	12.6±0.1	10.75	11.5±0.1	4.8±0.1	16±0.1	5.1 Ref	0.4±0.05

■ Reel Dimensions(Unit:mm)

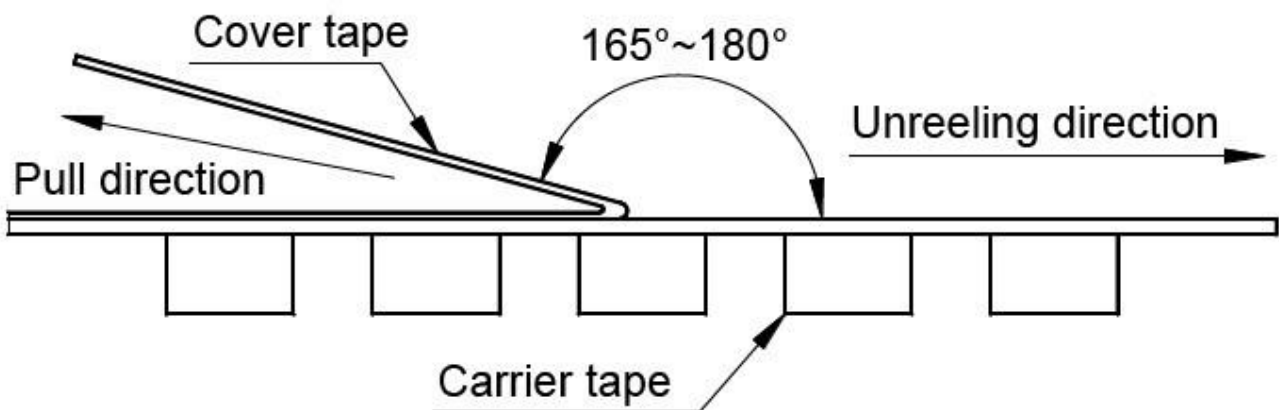


TYPE	W	W1	W2	W3	A	B	C	D
XRRH124	330±2.00	24.4±1.50	30.40 Max	23.90 Min	13.0±0.50	21.0±0.80	2.0±0.50	100 Min

Direction of rolling



Cover tape peel off condition



Cover tape peel force shall be 0.1N to 1.3N.

Reference peel speed 300 ± 10 mm/min.

X-ON Electronics

Largest Supplier of Electrical and Electronic Components

Click to view similar products for [Fixed Inductors](#) category:

Click to view products by [MaxLinear](#) manufacturer:

Other Similar products are found below :

[CR32NP-100KC](#) [CR54NP-470LC](#) [70F224AI](#) [MGDQ4-00004-P](#) [MHQ1005P10NJ](#) [MHQ1005P1N0S](#) [MHQ1005P2N4S](#) [MHQ1005P3N6S](#)
[MHQ1005P5N1S](#) [MHQ1005P8N2J](#) [PE-53601NL](#) [PE-53602NL](#) [PG0936.113NLT](#) [9220-20](#) [9310-16](#) [PM06-2N7](#) [PM06-39NJ](#) [A01TK](#)
[1206CS-471XJ](#) [HC2-R47-R](#) [HC8-1R2-R](#) [HCF1305-3R3-R](#) [1206CS-151XG](#) [RCH664NP-140L](#) [RCH664NP-4R7M](#) [RCP1317NP-391L](#)
[RCR110DNP-331L](#) [DH2280-4R7M](#) [DS1608C-106](#) [B10TJ](#) [B82498B3101J000](#) [ELJ-RE27NJF2](#) [1812CS-153XJ](#) [1812CS-183XJ](#) [1812CS-](#)
[223XJ](#) [1812LS-104XJ](#) [1812LS-105XJ](#) [1812LS-124XJ](#) [1812LS-154XJ](#) [1812LS-223XJ](#) [1812LS-224XJ](#) [1812LS-563XJ](#) [1812LS-683XJ](#)
[1812LS-824XJ](#) [NIN-FB101JTR110F](#) [NIN-FB471JTR62F](#) [NIN-FC1R5JTR220F](#) [NIN-HCR15JTRF](#) [NIN-HCR33JTRF](#) [NIN-HDR22JTRF](#)