

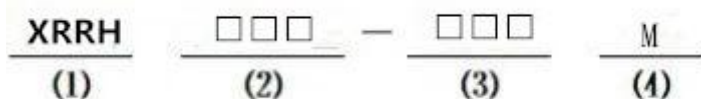
■ Features

- High current type.
- Ferrite bobbin core and compact size.
- Low core loss for high frequency power application.
- Large terminal surface for good PCB bonding.
- Operating temperature: -40°C ~ +125°C.

■ Applications

- Portable communication equipment.
- Notebook PC, digital camera, LCD television set.
- Power supply for VTR, OA equipment.
- DC/DC converters.

■ Product Identification



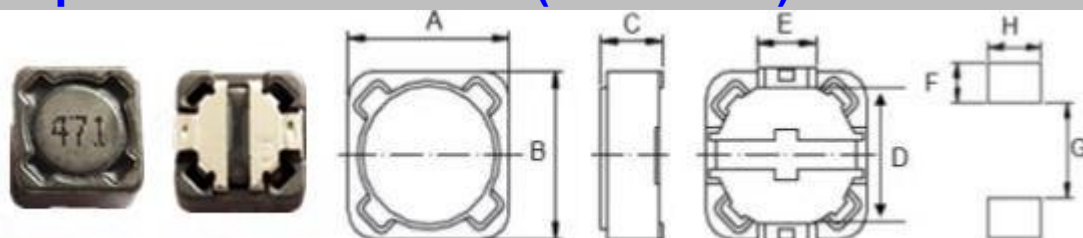
(1) : Type

(2) : Dimensions

(3) : Inductance value

(4) : Inductance Tolerance; M=±20%

■ Shapes and Dimensions (Unit: mm)



TYPE	A	B	C max	D	E	F Ref.	G Ref.	H Ref.
XRRH129	12.0±0.5	12.0±0.5	10.0	7.60±0.2	5.0	2.8	7.0	5.4

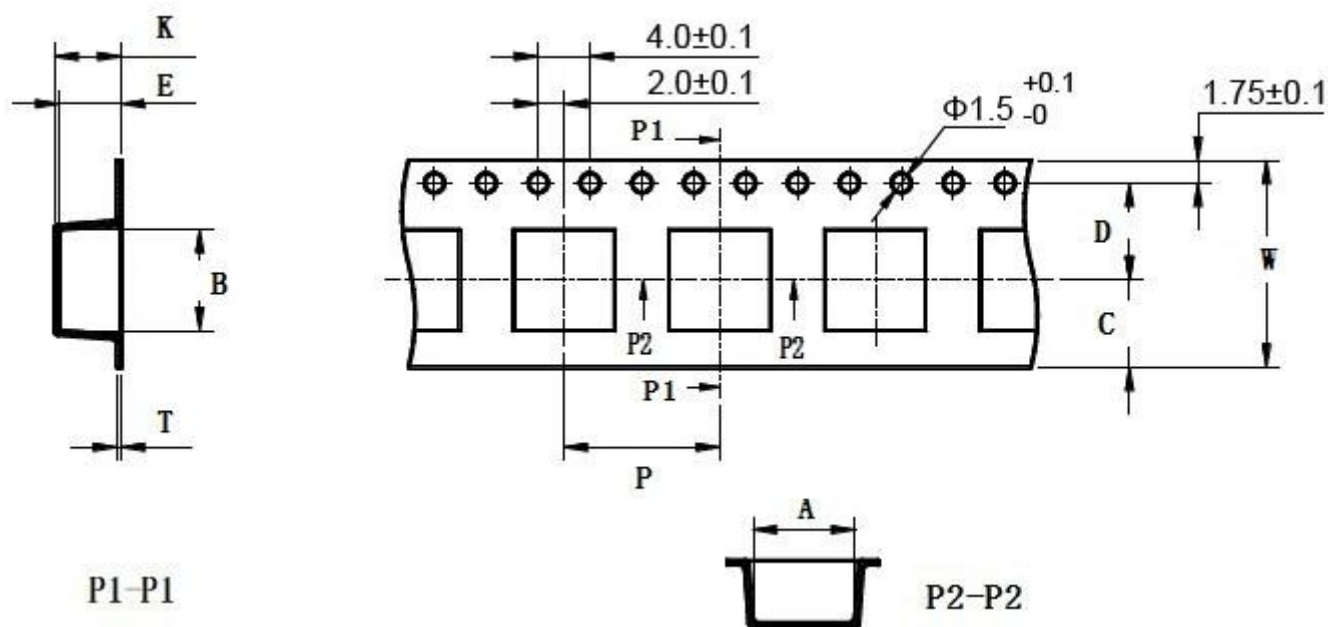
XRRH129 Series-Power Inductors

Part Number	Inductance (uH)	L Test Frequency (KHz)	Max.DC Resistance (Ω)	MAX.Rated Current (A)
XRRH129-1R0M	1.00	100	0.006	19.90
XRRH129-1R8M	1.80	100	0.007	13.40
XRRH129-2R7M	2.70	100	0.008	12.16
XRRH129-3R3M	3.30	100	0.010	12.00
XRRH129-4R7M	4.70	100	0.011	10.08
XRRH129-6R8M	6.80	100	0.013	8.56
XRRH129-8R2M	8.20	100	0.014	8.48
XRRH129-100M	10.0	100	0.018	7.12
XRRH129-120M	12.0	100	0.019	7.04
XRRH129-150M	15.0	100	0.026	5.84
XRRH129-180M	18.0	100	0.028	5.48
XRRH129-220M	22.0	100	0.029	5.12
XRRH129-270M	27.0	100	0.042	4.68
XRRH129-330M	33.0	100	0.053	4.25
XRRH129-390M	39.0	100	0.058	3.92
XRRH129-470M	47.0	100	0.063	3.60
XRRH129-560M	56.0	100	0.068	2.85
XRRH129-680M	68.0	100	0.093	2.76
XRRH129-820M	82.0	100	0.099	2.62
XRRH129-101M	100	100	0.126	2.31
XRRH129-121M	120	100	0.154	2.05
XRRH129-151M	150	100	0.174	1.80
XRRH129-181M	180	100	0.191	1.66
XRRH129-221M	220	100	0.246	1.64
XRRH129-271M	270	100	0.314	1.46
XRRH129-331M	330	100	0.386	1.28
XRRH129-391M	390	100	0.428	1.17

Part Number	Inductance (μ H)	L Test Frequency (KHz)	Max.DC Resistance (Ω)	MAX.Rated Current (A)
XRRH129-471M	470	100	0.471	1.06
XRRH129-561M	560	100	0.650	1.01
XRRH129-681M	680	100	0.730	0.83
XRRH129-821M	820	100	0.824	0.81
XRRH129-102M	1000	100	1.220	0.70
XRRH129-122M	1200	100	1.330	0.64
XRRH129-152M	1500	100	1.990	0.56
XRRH129-182M	1800	100	2.180	0.48
XRRH129-222M	2200	100	2.580	0.43

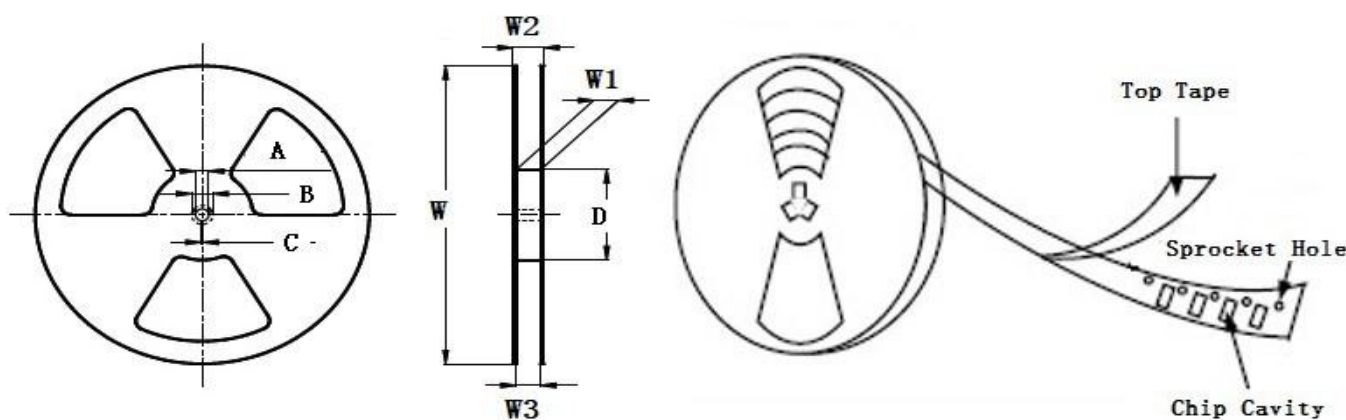
- ※ The saturation current value is the DC current value having inductance decrease down to 30%.(at 20°C)
- ※ The temperature rise current value is the DC current value having temperature increase up to 40°C. (at 20°C)
- ※ The rated current is the DC current value that satisfies both of current value saturation current value and temperature rise current value.

■ Taping Dimensions(Unit:mm)



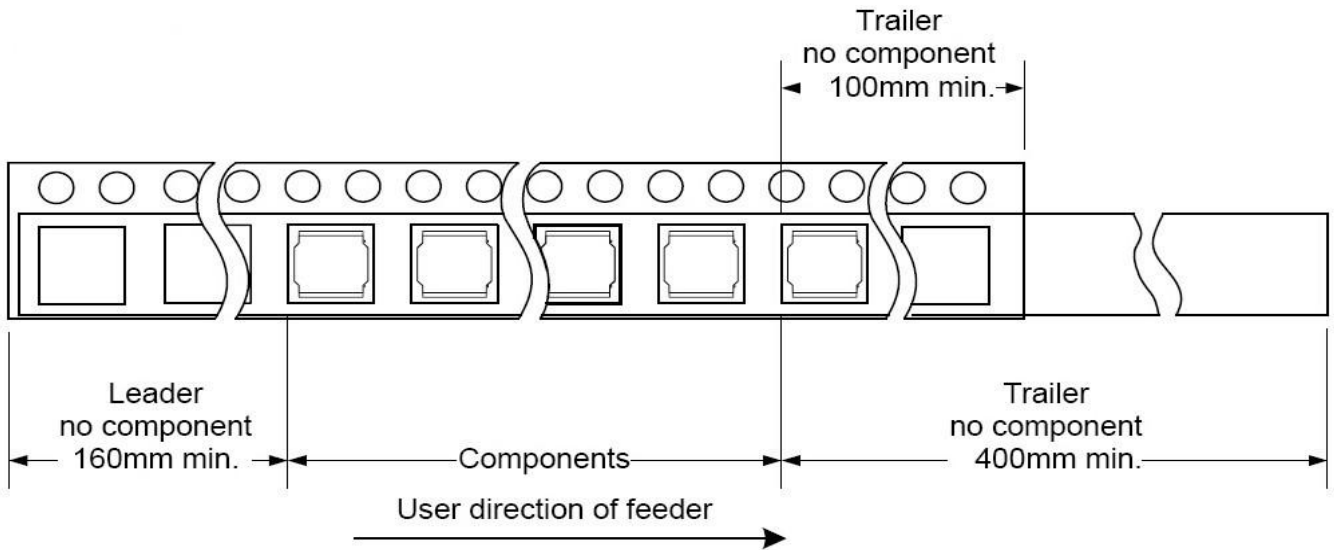
TYPE	MPQ	W	A	B	C	D	E	P	K	T
XRRH129	400	24±0.3	12.6±0.1	12.6±0.1	10.75	11.5±0.1	8.2±0.1	20±0.1	10 Ref	0.4±0.05

■ Reel Dimensions(Unit:mm)

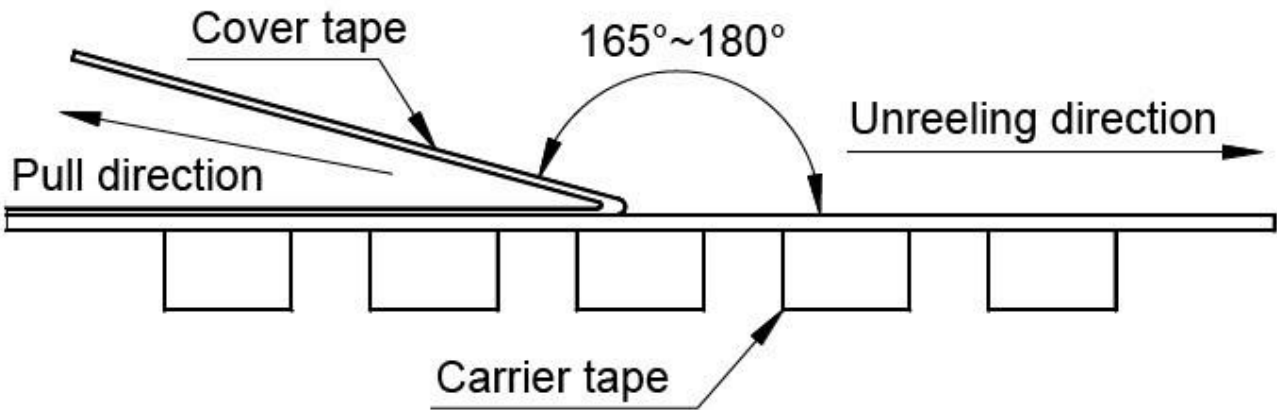


TYPE	W	W1	W2	W3	A	B	C	D
XRRH129	330±2.00	24.4±1.50	30.40 Max	23.90 Min	13.0±0.50	21.0±0.80	2.0±0.50	100 Min

Direction of rolling



Cover tape peel off condition



Cover tape peel force shall be 0.1N to 1.3N.

Reference peel speed 300±10mm/min.

X-ON Electronics

Largest Supplier of Electrical and Electronic Components

Click to view similar products for [Fixed Inductors](#) category:

Click to view products by [MaxLinear](#) manufacturer:

Other Similar products are found below :

[CR32NP-100KC](#) [CR54NP-470LC](#) [70F224AI](#) [MGDQ4-00004-P](#) [MHQ1005P10NJ](#) [MHQ1005P1N0S](#) [MHQ1005P2N4S](#) [MHQ1005P3N6S](#)
[MHQ1005P5N1S](#) [MHQ1005P8N2J](#) [PE-53601NL](#) [PE-53602NL](#) [PG0936.113NLT](#) [9220-20](#) [9310-16](#) [PM06-2N7](#) [PM06-39NJ](#) [A01TK](#)
[1206CS-471XJ](#) [HC2-R47-R](#) [HC8-1R2-R](#) [HCF1305-3R3-R](#) [1206CS-151XG](#) [RCH664NP-140L](#) [RCH664NP-4R7M](#) [RCP1317NP-391L](#)
[RCR110DNP-331L](#) [DH2280-4R7M](#) [DS1608C-106](#) [B10TJ](#) [B82498B3101J000](#) [ELJ-RE27NJF2](#) [1812CS-153XJ](#) [1812CS-183XJ](#) [1812CS-](#)
[223XJ](#) [1812LS-104XJ](#) [1812LS-105XJ](#) [1812LS-124XJ](#) [1812LS-154XJ](#) [1812LS-223XJ](#) [1812LS-224XJ](#) [1812LS-563XJ](#) [1812LS-683XJ](#)
[1812LS-824XJ](#) [NIN-FB101JTR110F](#) [NIN-FB471JTR62F](#) [NIN-FC1R5JTR220F](#) [NIN-HCR15JTRF](#) [NIN-HCR33JTRF](#) [NIN-HDR22JTRF](#)