

## ■ Features

- Ultra low profile.
- Magnetic shielded for low radiation.
- Bobbin ferrite core and compact size.
- Low core loss for high frequency power application.
- Large terminal surface for good PCB bonding.
- Operating temperature:-40℃ ~ +125℃.

## ■ Applications

- Portable communication equipment.
- Notebook PC,digital camera,LCD television set.
- Power supply for VTR,OA equipment.
- DC/DC converters.

## ■ Product Identification

$\frac{\text{XRRH}}{(1)} \quad \frac{\square\square\square\square}{(2)} - \frac{\square\square\square}{(3)} \quad \frac{\text{M}}{(4)}$

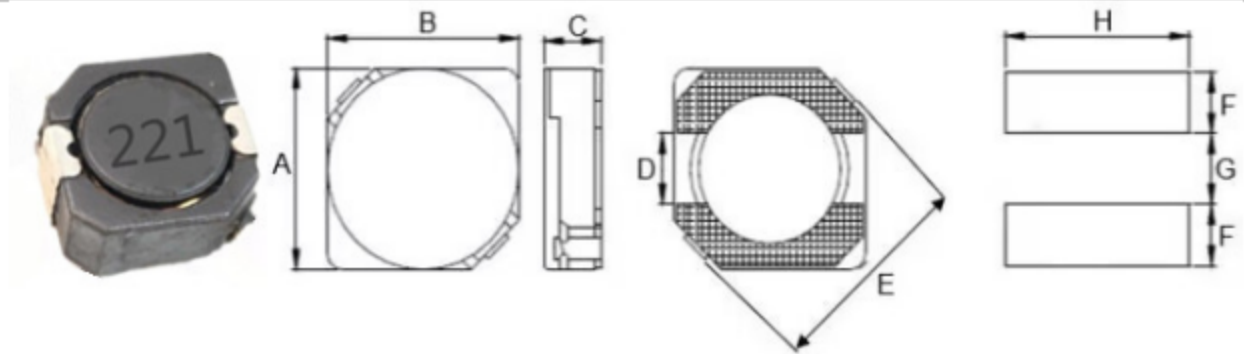
(1) : Type

(2) : Dimensions

(3) : Inductance value

(4) : Inductance Tolerance; M=±20%

#### ■ Shapes and Dimensions (Unit: mm)



TYPE	A	B	C max.	D	E	F Ref.	G Ref.	H Ref.
XRRH4D18	4.7±0.3	4.7±0.3	2.0	1.50	6.9	1.9	1.5	5.3

#### ■ XRRH4D18 Series

Part Number	Inductance (uH)	Test Freq.(KHz)	DCR MAX.(Ω)	Rated Current (A)
XRRH4D18-1R0M	1.0	100	0.045	1.72
XRRH4D18-1R2M	1.2	100	0.050	1.60
XRRH4D18-1R8M	1.8	100	0.060	1.40
XRRH4D18-2R2M	2.2	100	0.075	1.32
XRRH4D18-2R7M	2.7	100	0.110	1.28
XRRH4D18-3R3M	3.3	100	0.110	1.04
XRRH4D18-3R9M	3.9	100	0.155	0.88
XRRH4D18-4R7M	4.7	100	0.162	0.84
XRRH4D18-5R6M	5.6	100	0.170	0.80
XRRH4D18-6R8M	6.8	100	0.200	0.76
XRRH4D18-8R2M	8.2	100	0.215	0.68
XRRH4D18-100M	10.0	100	0.220	0.61
XRRH4D18-120M	12.0	100	0.230	0.56

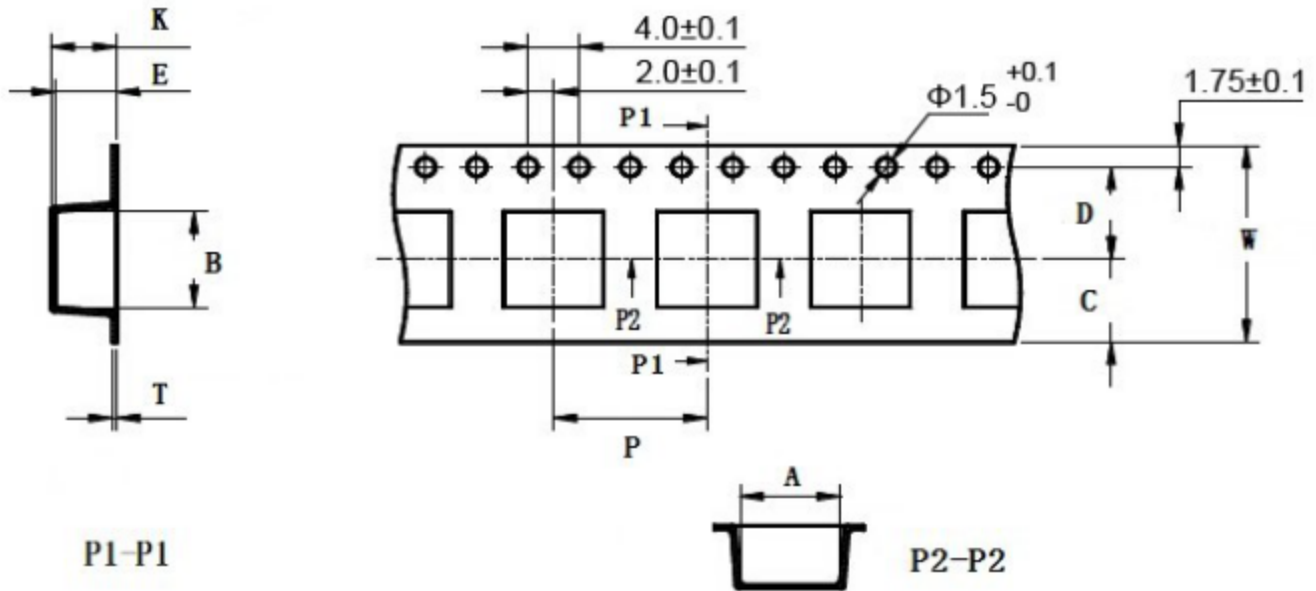
Part Number	Inductance (uH)	Test Freq.(KHz)	DCR MAX.(Ω)	Rated Current (A)
XRRH4D18-150M	15.0	100	0.24	0.50
XRRH4D18-180M	18.0	100	0.33	0.48
XRRH4D18-220M	22.0	100	0.39	0.41
XRRH4D18-270M	27.0	100	0.44	0.35
XRRH4D18-330M	33.0	100	0.69	0.32
XRRH4D18-390M	39.0	100	0.70	0.30
XRRH4D18-470M	47.0	100	0.92	0.28
XRRH4D18-560M	56.0	100	1.08	0.26
XRRH4D18-680M	68.0	100	1.30	0.24
XRRH4D18-820M	82.0	100	1.56	0.22
XRRH4D18-101M	100	100	1.73	0.20
XRRH4D18-121M	120	100	2.39	0.18
XRRH4D18-151M	150	100	2.67	0.15
XRRH4D18-181M	180	100	4.00	0.14

※ The saturation current value is the DC current value having inductance decrease down to 30%.(at 20°C)

※ The temperature rise current value is the DC current value having temperature increase up to 40°C. (at 20°C)

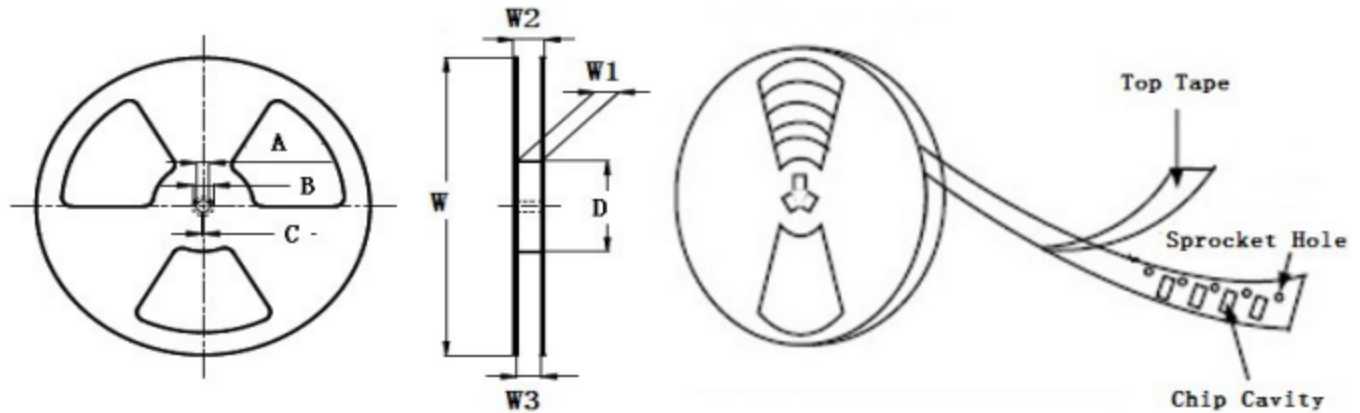
※ The rated current is the DC current value that satisfies both of current value saturation current value and temperature rise current value.

#### ■ Taping Dimensions(Unit:mm)



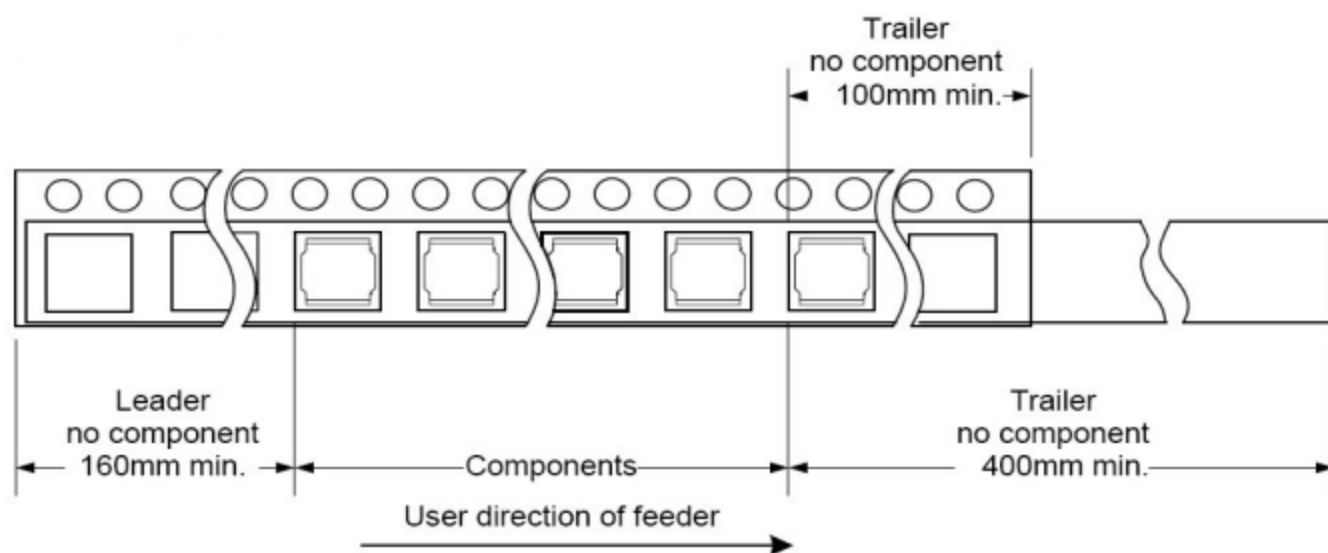
TYPE	W	A	B	C	D	E	P	K Ref	T	MPQ
XRRH4D18	12±0.3	5.40±0.1	5.40±0.1	4.75	5.5±0.1	2.25±0.1	8.0±0.1	2.45	0.30±0.05	2000

#### ■ Reel Dimensions(Unit:mm)

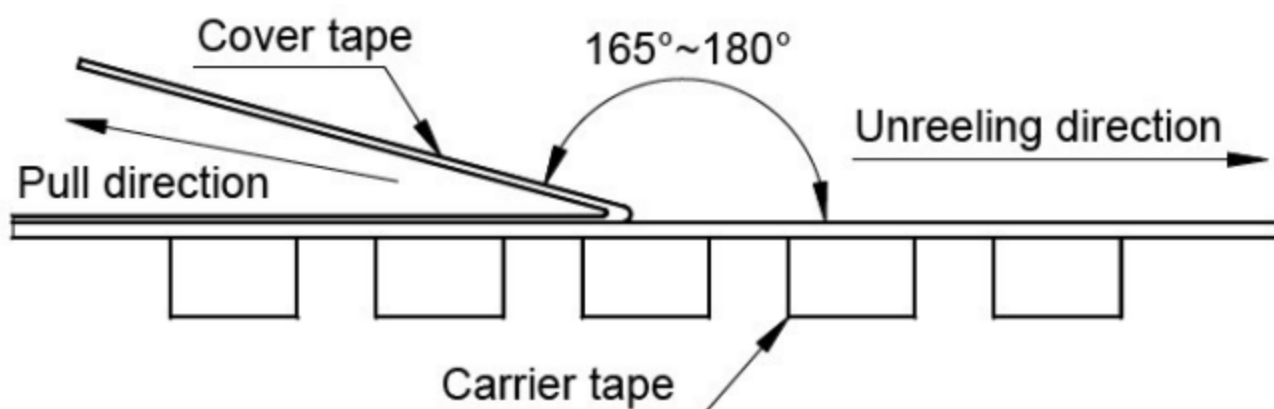


TYPE	W	W1	W2	W3	A	B	C	D
XRRH4D18	330±2.0	12.4±2.0	18.4 Max	11.9 Min	13.0±0.50	21.0±0.80	2.0±0.50	100 Min

## Direction of rolling



## Cover tape peel off condition



Cover tape peel force shall be 0.1N to 1.3N.

Reference peel speed  $300 \pm 10$  mm/min.

## X-ON Electronics

Largest Supplier of Electrical and Electronic Components

*Click to view similar products for [Fixed Inductors](#) category:*

*Click to view products by [MaxLinear](#) manufacturer:*

Other Similar products are found below :

[CR43NP-680KC](#) [CR54NP-470LC](#) [CR54NP-820KC](#) [CR54NP-8R5MC](#) [70F224AI](#) [MGDQ4-00004-P](#) [MHL1ECTTP18NJ](#) [MHQ1005P10NJ](#)  
[MHQ1005P1N0S](#) [MHQ1005P2N4S](#) [MHQ1005P3N6S](#) [MHQ1005P5N1S](#) [MHQ1005P8N2J](#) [PE-51506NL](#) [PE-53601NL](#) [PE-53602NL](#) [PE-53630NL](#) [PE-53824SNLT](#) [PE-92100NL](#) [PG0434.801NLT](#) [PG0936.113NLT](#) [9220-20](#) [9310-16](#) [PM06-2N7](#) [PM06-39NJ](#) [A01TK](#) [1206CS-471XJ](#) [HC2LP-R47-R](#) [HC2-R47-R](#) [HC3-2R2-R](#) [HC3-R50-R](#) [HC8-1R2-R](#) [HCF1305-3R3-R](#) [1206CS-151XG](#) [RCH664NP-140L](#) [RCH664NP-4R7M](#) [RCH8011NP-221L](#) [RCP1317NP-332L](#) [RCP1317NP-391L](#) [RCR1010NP-470M](#) [RCR110DNP-331L](#) [DH2280-4R7M](#) [DS1608C-106](#)  
[ASPI-4020HI-R10M-T](#) [B10TJ](#) [B82498B3101J000](#) [ELJ-RE27NJF2](#) [1812CS-153XJ](#) [1812CS-183XJ](#) [1812CS-223XJ](#)