

■ Features

- Ultra low profile.
- Magnetic shielded for low radiation.
- Bobbin ferrite core and compact size.
- Low core loss for high frequency power application.
- Large terminal surface for good PCB bonding.
- Operating temperature:-40℃ ~ +125℃.

■ Applications

- Portable communication equipment.
- Notebook PC,digital camera,LCD television set.
- Power supply for VTR,OA equipment.
- DC/DC converters.

■ Product Identification

$\frac{\text{XRRH}}{(1)} \quad \frac{\square\square\square\square}{(2)} - \frac{\square\square\square}{(3)} \quad \frac{\text{M}}{(4)}$

(1) : Type

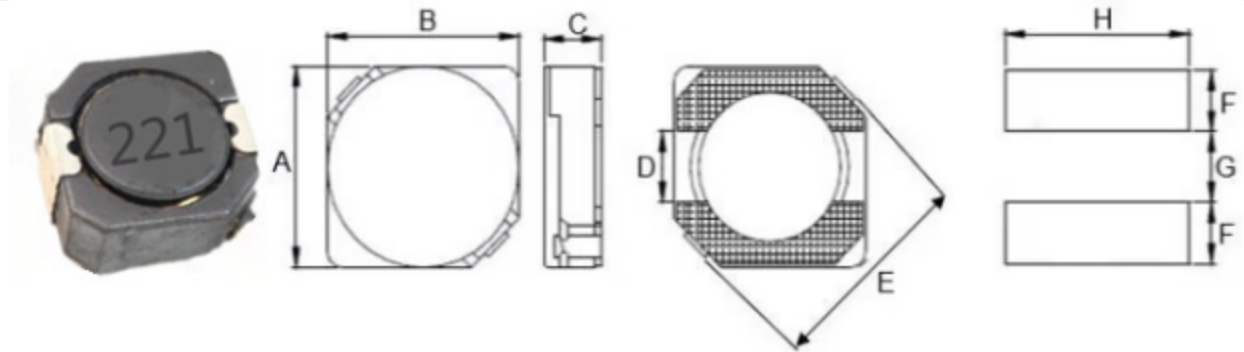
(2) : Dimensions

(3) : Inductance value

(4) : Inductance Tolerance; N=±30%,M=±20%, K=±10%

XRRH4D28 Series-Power Inductors

■ Shapes and Dimensions (Unit: mm)



TYPE	A	B	C max.	D	E	F Ref.	G Ref.	H Ref.
XRRH4D28	4.7±0.3	4.7±0.3	3.0	1.50	6.9	1.9	1.5	5.3

■ XRRH4D28 Series

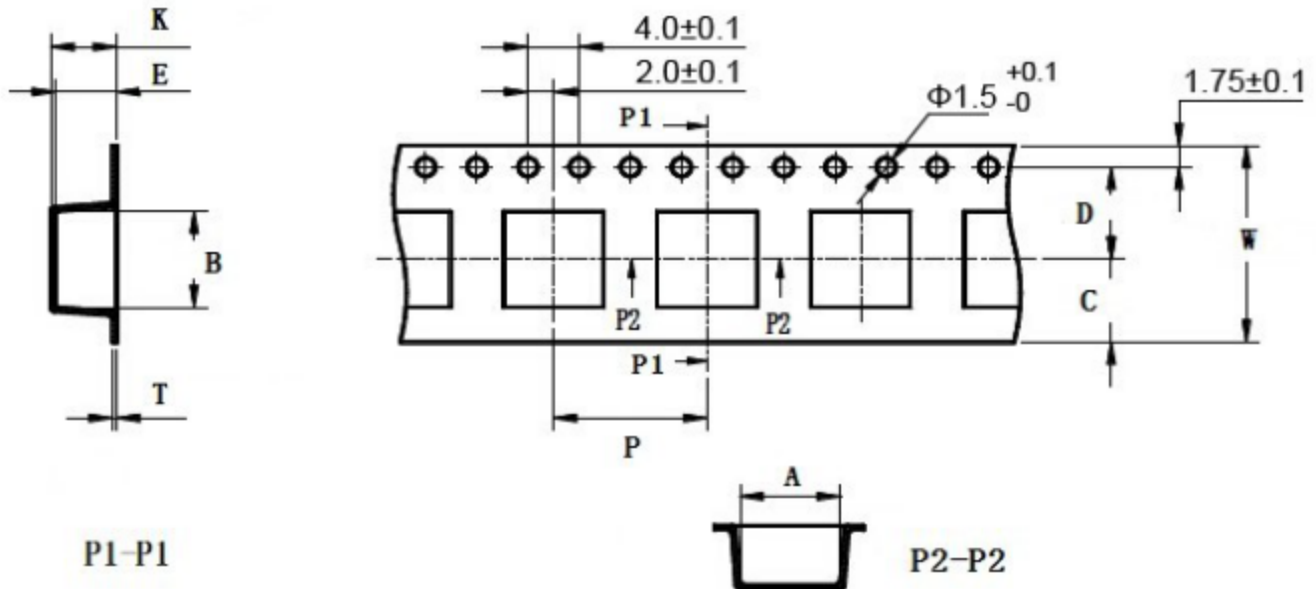
Part Number	Inductance (uH)	Test Freq.(KHz)	DCR MAX.(Ω)	Rated Current (A)
XRRH4D28-1R0M	1.0	100	0.020	2.65
XRRH4D28-1R2M	1.2	100	0.024	2.56
XRRH4D28-1R8M	1.8	100	0.028	2.20
XRRH4D28-2R2M	2.2	100	0.031	2.04
XRRH4D28-2R7M	2.7	100	0.043	1.60
XRRH4D28-3R3M	3.3	100	0.049	1.57
XRRH4D28-3R9M	3.9	100	0.065	1.44
XRRH4D28-4R7M	4.7	100	0.072	1.32
XRRH4D28-5R6M	5.6	100	0.101	1.17
XRRH4D28-6R8M	6.8	100	0.109	1.12
XRRH4D28-8R2M	8.2	100	0.118	1.04
XRRH4D28-100M	10.0	100	0.128	1.00
XRRH4D28-120M	12.0	100	0.132	0.84

XRRH4D28 Series-Power Inductors

Part Number	Inductance (uH)	Test Freq.(KHz)	DCR MAX.(Ω)	Rated Current (A)
XRRH4D28-150M	15.0	100	0.149	0.76
XRRH4D28-180M	18.0	100	0.166	0.72
XRRH4D28-220M	22.0	100	0.235	0.70
XRRH4D28-270M	27.0	100	0.261	0.58
XRRH4D28-330M	33.0	100	0.378	0.56
XRRH4D28-390M	39.0	100	0.384	0.50
XRRH4D28-470M	47.0	100	0.587	0.48
XRRH4D28-560M	56.0	100	0.625	0.41
XRRH4D28-680M	68.0	100	0.699	0.35
XRRH4D28-820M	82.0	100	0.915	0.32
XRRH4D28-101M	100	100	1.020	0.29
XRRH4D28-121M	120	100	1.270	0.27
XRRH4D28-151M	150	100	1.350	0.24
XRRH4D28-181M	180	100	1.540	0.22
XRRH4D28-221M	220	100	1.72	0.20
XRRH4D28-271M	270	100	1.950	0.16
XRRH4D28-331M	330	100	2.660	0.14
XRRH4D28-391M	390	100	2.830	0.13

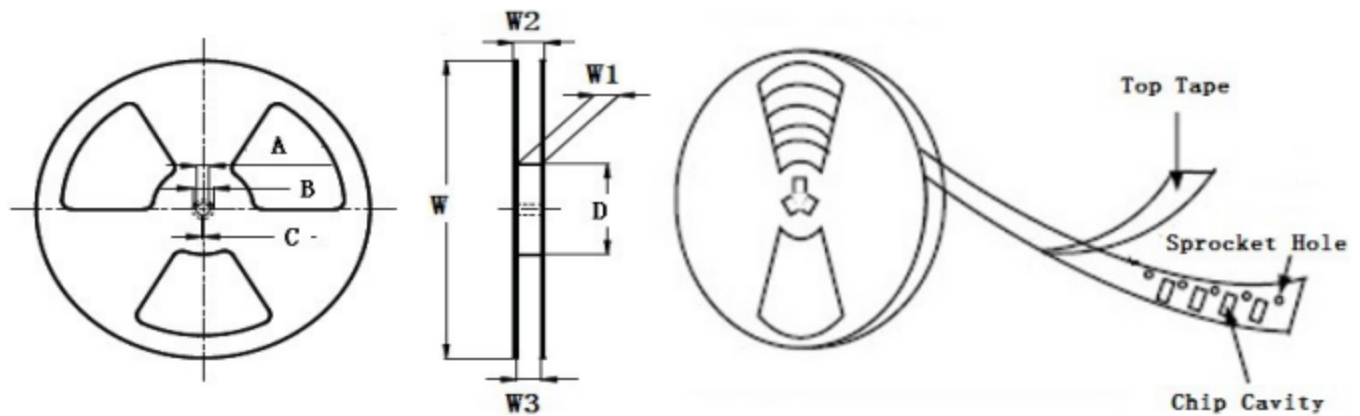
- ※ The saturation current value is the DC current value having inductance decrease down to 30%.(at 20℃)
- ※ The temperature rise current value is the DC current value having temperature increase up to 40℃. (at 20℃)
- ※ The rated current is the DC current value that satisfies both of current value saturation current value and temperature rise current value.

■ Taping Dimensions(Unit:mm)

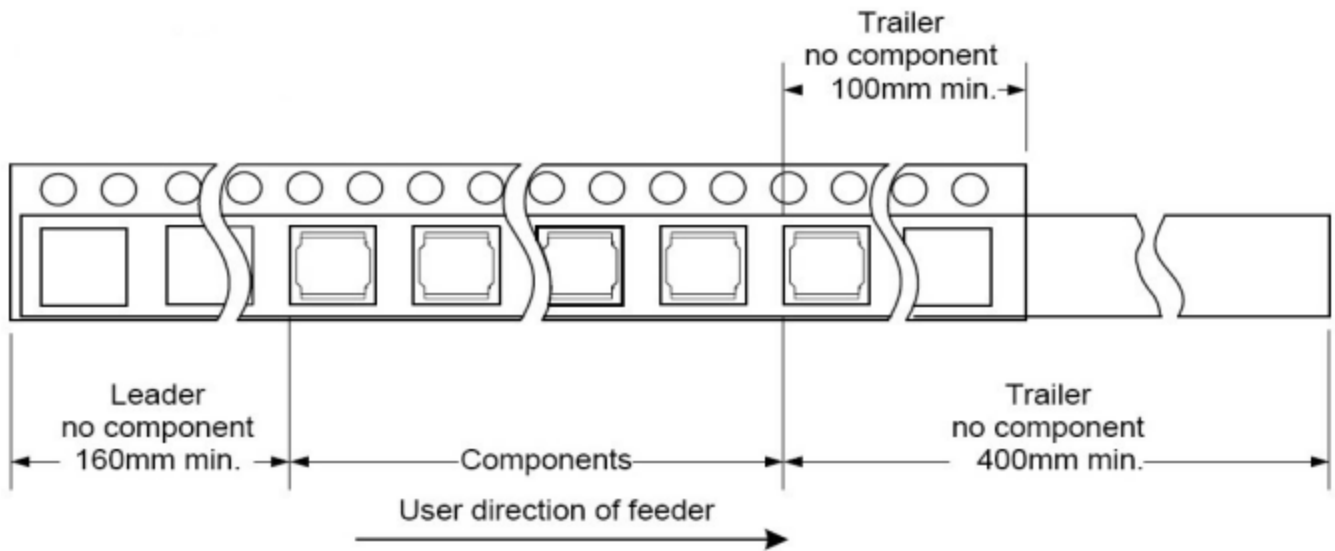
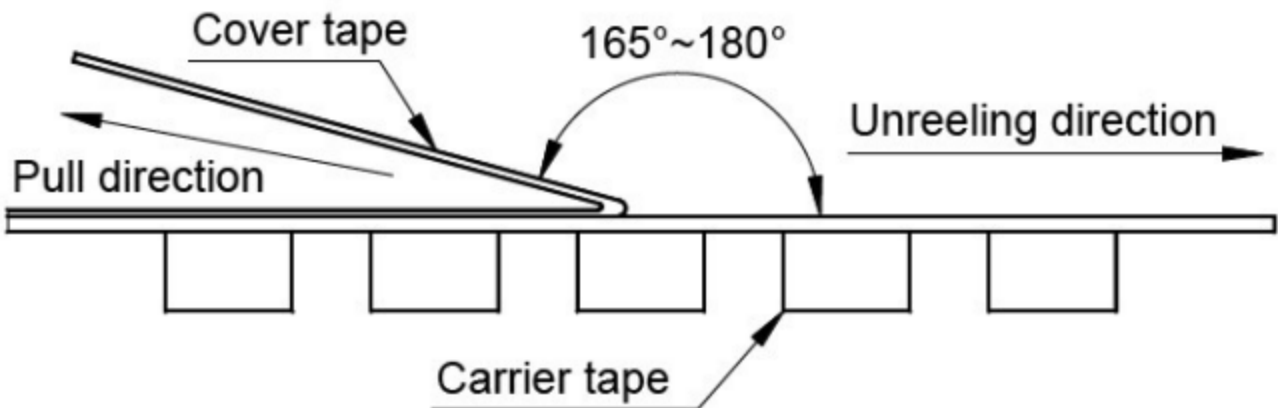


TYPE	W	A	B	C	D	E	P	K Ref	T	MPQ
XRRH4D28	12±0.3	5.40±0.1	5.40±0.1	4.75	5.5±0.1	3.25±0.1	8.0±0.1	3.45	0.30±0.05	2000

■ Reel Dimensions(Unit:mm)



TYPE	W	W1	W2	W3	A	B	C	D
XRRH4D28	330±2.0	12.4±2.0	18.4 Max	11.9 Min	13.0±0.50	21.0±0.80	2.0±0.50	100 Min

Direction of rolling**Cover tape peel off condition**

Cover tape peel force shall be 0.1N to 1.3N.

Reference peel speed 300 ± 10 mm/min.

X-ON Electronics

Largest Supplier of Electrical and Electronic Components

Click to view similar products for [Fixed Inductors](#) category:

Click to view products by [MaxLinear](#) manufacturer:

Other Similar products are found below :

[CR32NP-100KC](#) [CR54NP-470LC](#) [70F224AI](#) [MGDQ4-00004-P](#) [MHQ1005P10NJ](#) [MHQ1005P1N0S](#) [MHQ1005P2N4S](#) [MHQ1005P3N6S](#)
[MHQ1005P5N1S](#) [MHQ1005P8N2J](#) [PE-53601NL](#) [PE-53602NL](#) [PG0936.113NLT](#) [9220-20](#) [9310-16](#) [PM06-2N7](#) [PM06-39NJ](#) [A01TK](#)
[1206CS-471XJ](#) [HC2-R47-R](#) [HC8-1R2-R](#) [HCF1305-3R3-R](#) [1206CS-151XG](#) [RCH664NP-140L](#) [RCH664NP-4R7M](#) [RCP1317NP-391L](#)
[RCR110DNP-331L](#) [DH2280-4R7M](#) [DS1608C-106](#) [B10TJ](#) [B82498B3101J000](#) [ELJ-RE27NJF2](#) [1812CS-153XJ](#) [1812CS-183XJ](#) [1812CS-](#)
[223XJ](#) [1812LS-104XJ](#) [1812LS-105XJ](#) [1812LS-124XJ](#) [1812LS-154XJ](#) [1812LS-223XJ](#) [1812LS-224XJ](#) [1812LS-563XJ](#) [1812LS-683XJ](#)
[1812LS-824XJ](#) [NIN-FB101JTR110F](#) [NIN-FB471JTR62F](#) [NIN-FC1R5JTR220F](#) [NIN-HCR15JTRF](#) [NIN-HCR33JTRF](#) [NIN-HDR22JTRF](#)