

■ Features

- Ultra low profile.
- Magnetic shielded for low radiation.
- Bobbin ferrite core and compact size.
- Low core loss for high frequency power application.
- Large terminal surface for good PCB bonding.
- Operating temperature: $-40^{\circ}\text{C} \sim +125^{\circ}\text{C}$.

■ Applications

- Portable communication equipment.
- Notebook PC, digital camera, LCD television set.
- Power supply for VTR, OA equipment.
- DC/DC converters.

■ Product Identification

$\frac{\text{XRRH}}{(1)} \quad \frac{\square\square\square\square}{(2)} - \frac{\square\square\square}{(3)} \quad \frac{\text{M}}{(4)}$

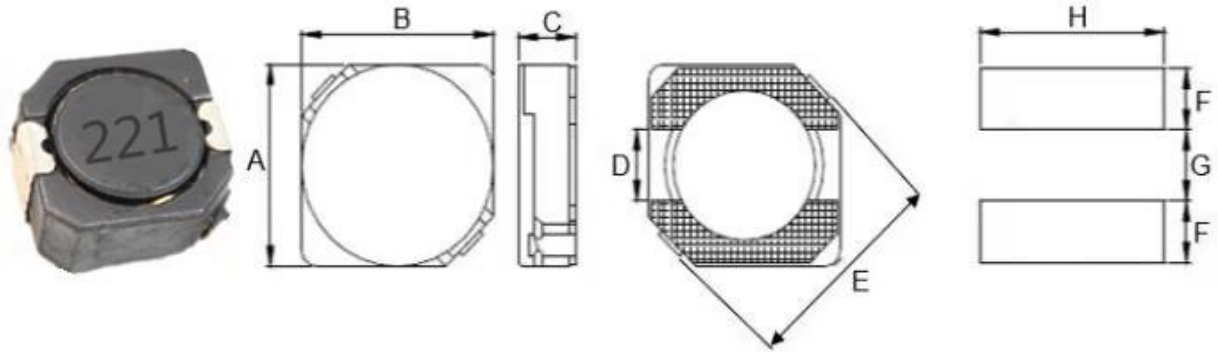
(1) : Type

(2) : Dimensions

(3) : Inductance value

(4) : Inductance Tolerance; M= $\pm 20\%$

■ Shapes and Dimensions (Unit: mm)



TYPE	A	B	C max.	D	E	F Ref.	G Ref.	H Ref.
XRRH5D28	5.7±0.3	5.7±0.3	3.0	2.00	8.2	2.15	2.0	6.3

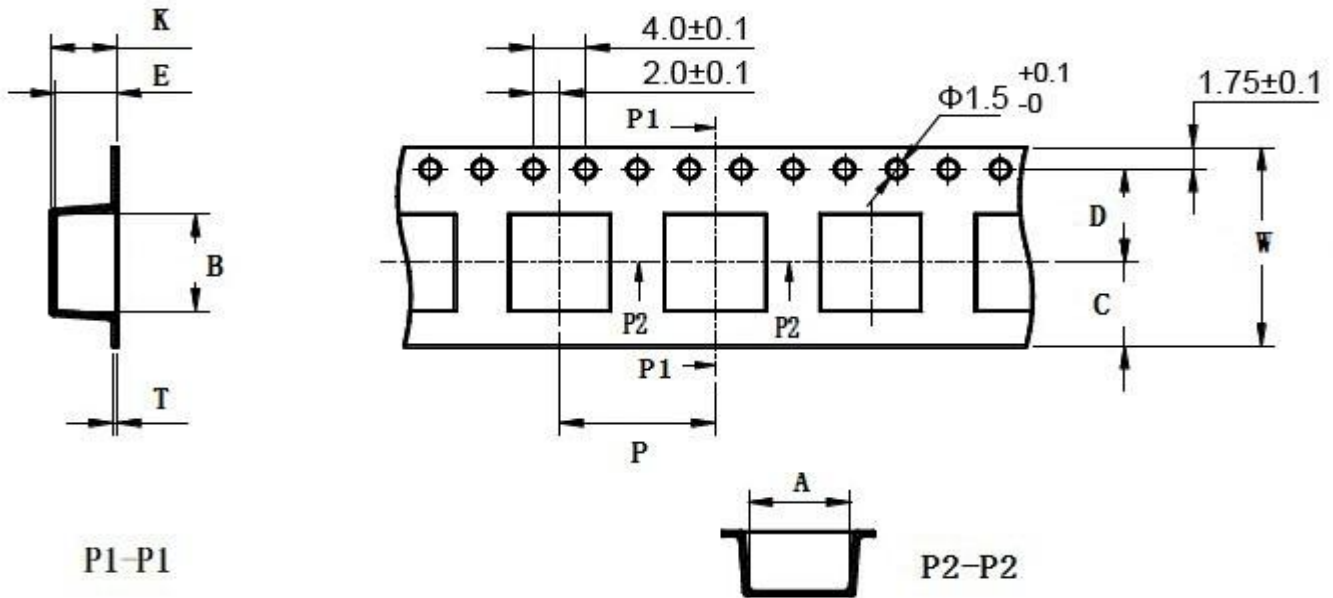
■ XRRH5D28 Series

Part Number	Inductance (uH)	Test Freq.(KHz)	DCR MAX.(Ω)	Rated Current (A)
XRRH5D28-1R0M	1.0	100	0.015	2.80
XRRH5D28-1R2M	1.2	100	0.018	2.70
XRRH5D28-2R2M	2.2	100	0.023	2.60
XRRH5D28-3R3M	3.3	100	0.029	2.40
XRRH5D28-4R7M	4.7	100	0.036	2.10
XRRH5D28-5R6M	5.6	100	0.038	1.90
XRRH5D28-6R8M	6.8	100	0.048	1.80
XRRH5D28-8R2M	8.2	100	0.053	1.60
XRRH5D28-100M	10.0	100	0.065	1.30
XRRH5D28-120M	12.0	100	0.076	1.20
XRRH5D28-150M	15.0	100	0.103	1.10
XRRH5D28-180M	18.0	100	0.110	1.00
XRRH5D28-220M	22.0	100	0.122	0.90
XRRH5D28-270M	27.0	100	0.175	0.85
XRRH5D28-330M	33.0	100	0.189	0.75

Part Number	Inductance (uH)	Test Freq.(KHz)	DCR MAX.(Ω)	Rated Current (A)
XRRH5D28-390M	39.0	100	0.212	0.70
XRRH5D28-470M	47.0	100	0.260	0.62
XRRH5D28-560M	56.0	100	0.305	0.58
XRRH5D28-680M	68.0	100	0.355	0.52
XRRH5D28-820M	82.0	100	0.463	0.46
XRRH5D28-101M	100	100	0.520	0.42
XRRH5D28-121M	120	100	0.560	0.40
XRRH5D28-151M	150	100	0.680	0.35
XRRH5D28-181M	180	100	0.930	0.32
XRRH5D28-221M	220	100	1.150	0.30
XRRH5D28-271M	270	100	1.560	0.27
XRRH5D28-331M	330	100	1.980	0.25

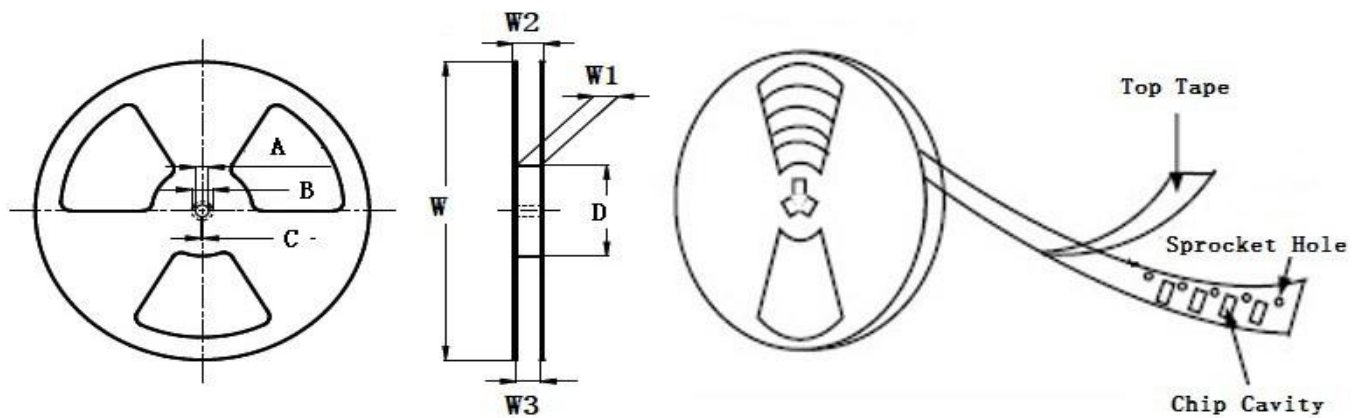
- ※ The saturation current value is the DC current value having inductance decrease down to 30%.(at 20℃)
- ※ The temperature rise current value is the DC current value having temperature increase up to 40℃. (at 20℃)
- ※ The rated current is the DC current value that satisfies both of current value saturation current value and temperature rise current value.

■ Taping Dimensions(Unit:mm)



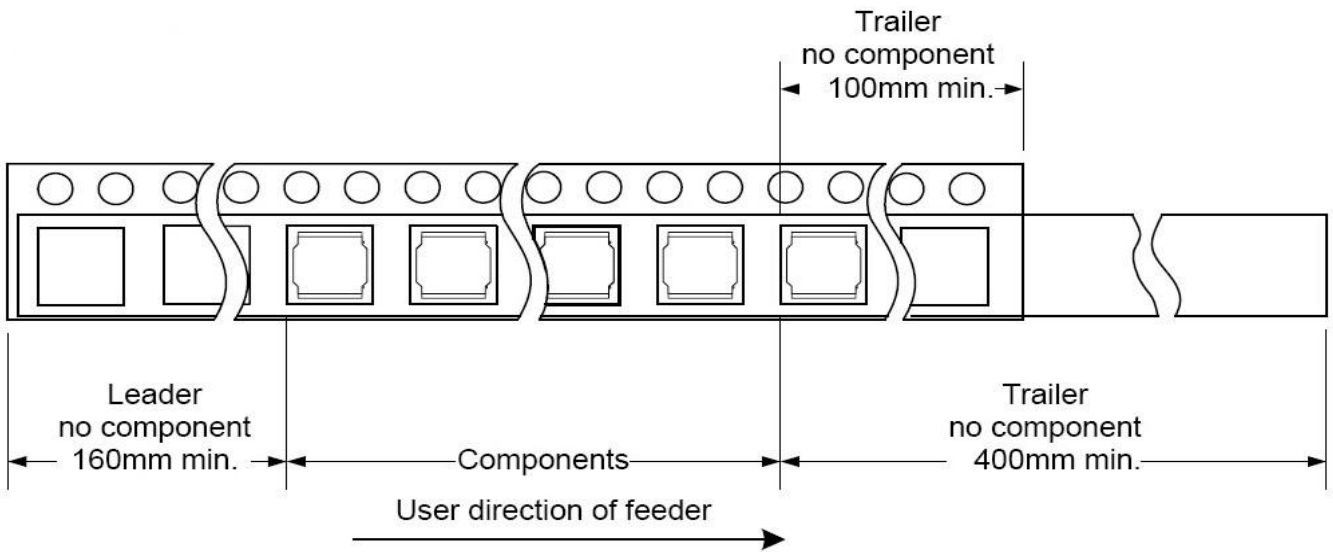
TYPE	W	A	B	C	D	E	P	K Ref	T	MPQ
XRRH5D28	16±0.3	6.20±0.1	6.20±0.1	6.75	7.5±0.1	2.80±0.1	12±0.1	3.00	0.30±0.05	2000

■ Reel Dimensions(Unit:mm)

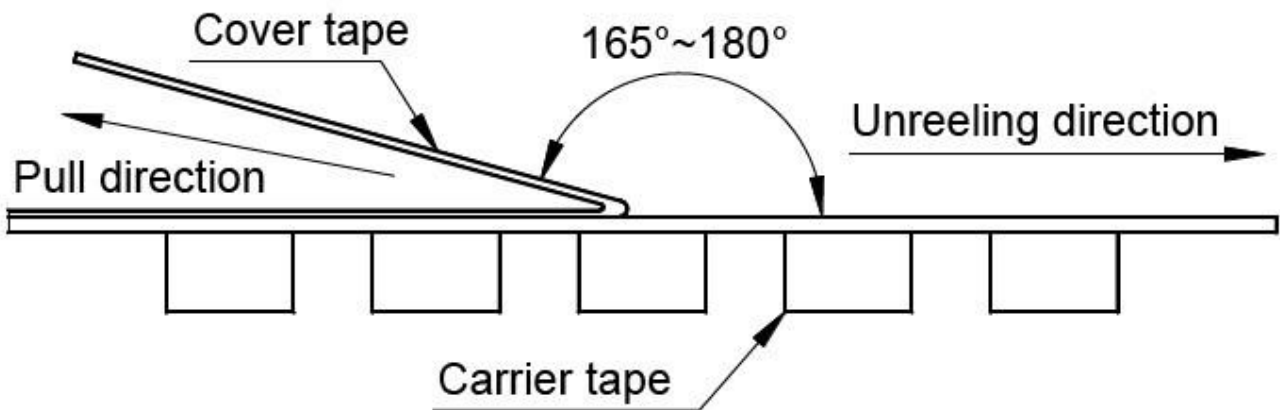


TYPE	W	W1	W2	W3	A	B	C	D
XRRH5D28	330±2.0	16.4±2.0	22.4 Max	15.9 Min	13.0±0.50	21.0±0.80	2.0±0.50	100 Min

Direction of rolling



Cover tape peel off condition



Cover tape peel force shall be 0.1N to 1.3N.

Reference peel speed 300 ± 10 mm/min.

X-ON Electronics

Largest Supplier of Electrical and Electronic Components

Click to view similar products for [Fixed Inductors](#) category:

Click to view products by [MaxLinear](#) manufacturer:

Other Similar products are found below :

[CR32NP-100KC](#) [CR54NP-470LC](#) [70F224AI](#) [MGDQ4-00004-P](#) [MHQ1005P10NJ](#) [MHQ1005P1N0S](#) [MHQ1005P2N4S](#) [MHQ1005P3N6S](#)
[MHQ1005P5N1S](#) [MHQ1005P8N2J](#) [PE-53601NL](#) [PE-53602NL](#) [PG0936.113NLT](#) [9220-20](#) [9310-16](#) [PM06-2N7](#) [PM06-39NJ](#) [A01TK](#)
[1206CS-471XJ](#) [HC2-R47-R](#) [HC8-1R2-R](#) [HCF1305-3R3-R](#) [1206CS-151XG](#) [RCH664NP-140L](#) [RCH664NP-4R7M](#) [RCP1317NP-391L](#)
[RCR110DNP-331L](#) [DH2280-4R7M](#) [DS1608C-106](#) [B10TJ](#) [B82498B3101J000](#) [ELJ-RE27NJF2](#) [1812CS-153XJ](#) [1812CS-183XJ](#) [1812CS-](#)
[223XJ](#) [1812LS-104XJ](#) [1812LS-105XJ](#) [1812LS-124XJ](#) [1812LS-154XJ](#) [1812LS-223XJ](#) [1812LS-224XJ](#) [1812LS-563XJ](#) [1812LS-683XJ](#)
[1812LS-824XJ](#) [NIN-FB101JTR110F](#) [NIN-FB471JTR62F](#) [NIN-FC1R5JTR220F](#) [NIN-HCR15JTRF](#) [NIN-HCR33JTRF](#) [NIN-HDR22JTRF](#)