


■ Features

- High current type.
- Ferrite bobbin core and compact size.
- Low core loss for high frequency power application.
- Large terminal surface for good PCB bonding.
- Operating temperature: $-40^{\circ}\text{C} \sim +125^{\circ}\text{C}$.

■ Applications

- Portable communication equipment.
- Notebook PC, digital camera, LCD television set.
- Power supply for VTR, OA equipment.
- DC/DC converters.

■ Product Identification



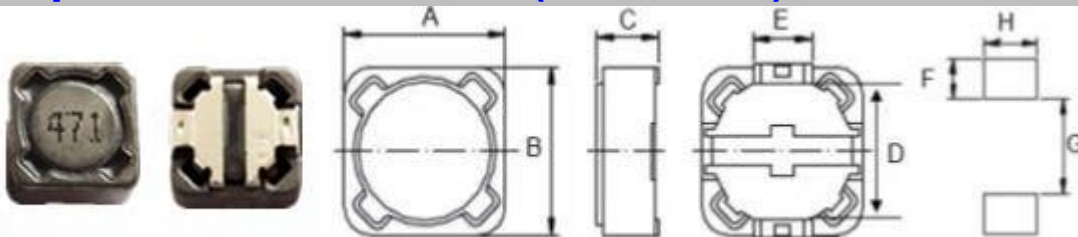
(1) : Type

(2) : Dimensions

(3) : Inductance value

(4) : Inductance Tolerance; N= $\pm 30\%$, M= $\pm 20\%$, K= $\pm 10\%$

■ Shapes and Dimensions (Unit: mm)



TYPE	A	B	C max	D	E	F Ref.	G Ref.	H Ref.
XRRH73	7.30 ± 0.5	7.30 ± 0.5	3.5	5.40 ± 0.2	1.8	1.6	4.8	2.2

XRRH73 Series-Power Inductors

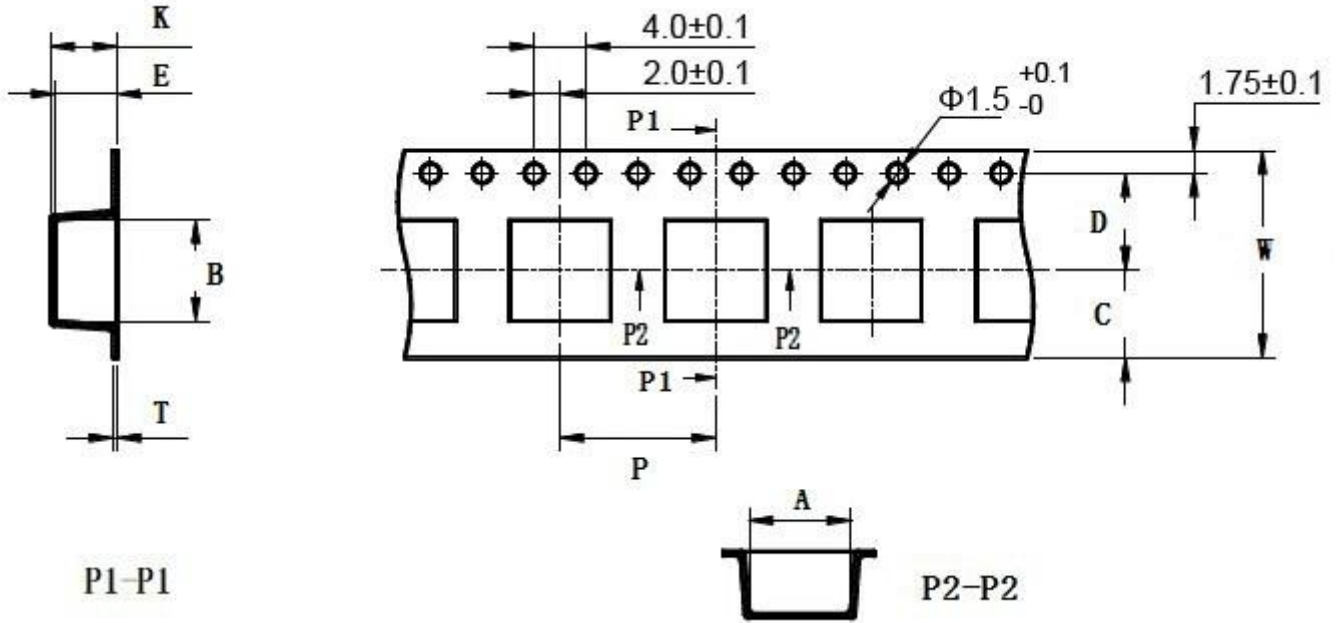
Part Number	Inductance (μH)	L Test Frequency (KHz)	Max.DC Resistance (Ω)	MAX.Rated Current (A)
XRRH73-R33M	0.33	100	0.059	6.94
XRRH73-1R0M	1.00	100	0.018	5.20
XRRH73-1R2M	1.20	100	0.020	4.20
XRRH73-2R2M	2.20	100	0.025	3.50
XRRH73-3R3M	3.30	100	0.035	2.50
XRRH73-4R7M	4.70	100	0.038	2.26
XRRH73-6R8M	6.80	100	0.065	1.81
XRRH73-100M	10.0	100	0.072	1.68
XRRH73-120M	12.0	100	0.098	1.52
XRRH73-150M	15.0	100	0.130	1.33
XRRH73-180M	18.0	100	0.140	1.20
XRRH73-220M	22.0	100	0.190	1.07
XRRH73-270M	27.0	100	0.210	0.96
XRRH73-330M	33.0	100	0.240	0.91
XRRH73-390M	39.0	100	0.320	0.77
XRRH73-470M	47.0	100	0.360	0.76
XRRH73-560M	56.0	100	0.470	0.68
XRRH73-680M	68.0	100	0.520	0.61
XRRH73-820M	82.0	100	0.690	0.57
XRRH73-101M	100	100	0.790	0.50
XRRH73-121M	120	100	0.890	0.49
XRRH73-151M	150	100	1.270	0.43
XRRH73-181M	180	100	1.450	0.39
XRRH73-221M	220	100	1.650	0.35
XRRH73-271M	270	100	2.310	0.32

XRRH73 Series-Power Inductors

Part Number	Inductance (μ H)	L Test Frequency (KHz)	Max.DC Resistance (Ω)	MAX.Rated Current (A)
XRRH73-331M	330	100	2.620	0.28
XRRH73-391M	390	100	2.940	0.26
XRRH73-471M	470	100	4.180	0.24
XRRH73-561M	560	100	4.670	0.22
XRRH73-681M	680	100	5.730	0.19
XRRH73-821M	820	100	6.540	0.18
XRRH73-102M	1000	100	9.440	0.16

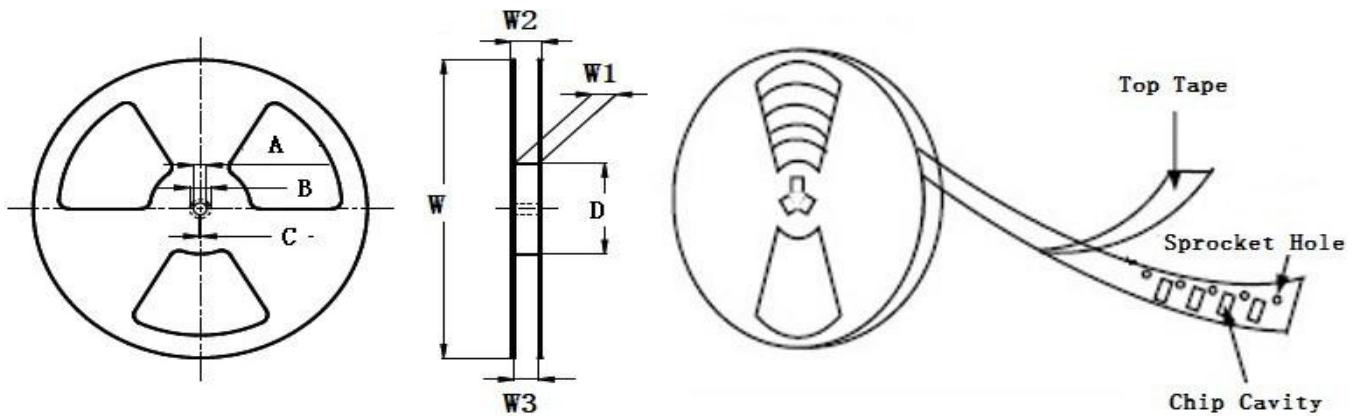
- ※ The saturation current value is the DC current value having inductance decrease down to 30%. (at 20°C)
- ※ The temperature rise current value is the DC current value having temperature increase up to 40°C. (at 20°C)
- ※ The rated current is the DC current value that satisfies both of current value saturation current value and temperature rise current value.

■ Taping Dimensions(Unit:mm)



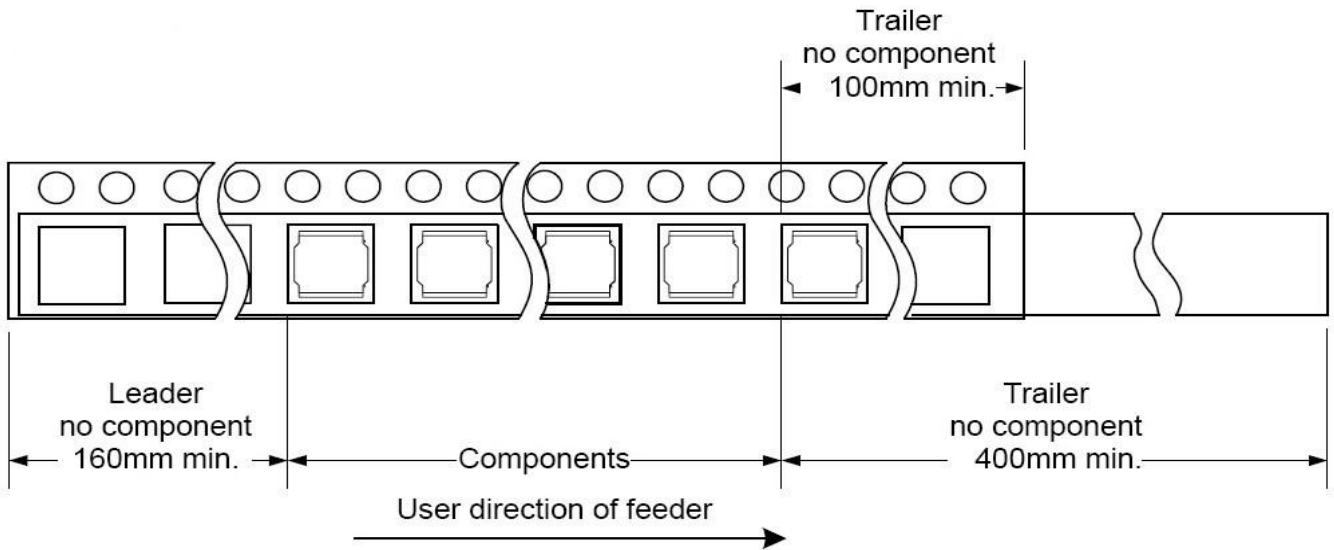
TYPE	MPQ	W	A	B	C	D	E	P	K	T
XRRH73	1000	16±0.3	7.7±0.1	7.7±0.1	6.75	7.5±0.1	3.65±0.1	12±0.1	3.85 Ref	0.35±0.05

■ Reel Dimensions(Unit:mm)

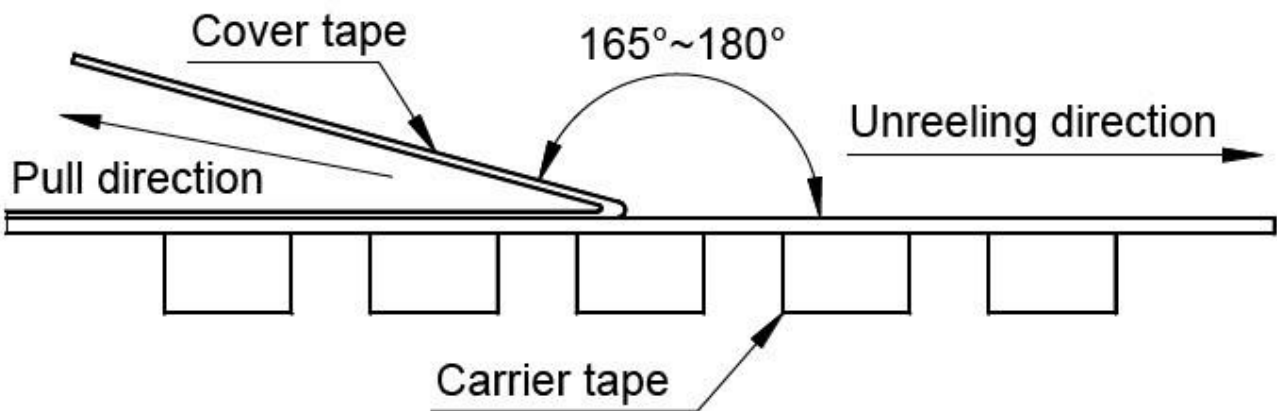


TYPE	W	W1	W2	W3	A	B	C	D
XRRH73	330±2.00	16.4±1.50	22.40 Max	15.90 Min	13.0±0.50	21.0±0.80	2.0±0.50	100 Min

Direction of rolling



Cover tape peel off condition



Cover tape peel force shall be 0.1N to 1.3N.

Reference peel speed 300±10mm/min.

X-ON Electronics

Largest Supplier of Electrical and Electronic Components

Click to view similar products for [Fixed Inductors](#) category:

Click to view products by [MaxLinear](#) manufacturer:

Other Similar products are found below :

[CR32NP-100KC](#) [CR54NP-470LC](#) [70F224AI](#) [MGDQ4-00004-P](#) [MHQ1005P10NJ](#) [MHQ1005P1N0S](#) [MHQ1005P2N4S](#) [MHQ1005P3N6S](#)
[MHQ1005P5N1S](#) [MHQ1005P8N2J](#) [PE-53601NL](#) [PE-53602NL](#) [PG0936.113NLT](#) [9220-20](#) [9310-16](#) [PM06-2N7](#) [PM06-39NJ](#) [A01TK](#)
[1206CS-471XJ](#) [HC2-R47-R](#) [HC8-1R2-R](#) [HCF1305-3R3-R](#) [1206CS-151XG](#) [RCH664NP-140L](#) [RCH664NP-4R7M](#) [RCP1317NP-391L](#)
[RCR110DNP-331L](#) [DH2280-4R7M](#) [DS1608C-106](#) [B10TJ](#) [B82498B3101J000](#) [ELJ-RE27NJF2](#) [1812CS-153XJ](#) [1812CS-183XJ](#) [1812CS-](#)
[223XJ](#) [1812LS-104XJ](#) [1812LS-105XJ](#) [1812LS-124XJ](#) [1812LS-154XJ](#) [1812LS-223XJ](#) [1812LS-224XJ](#) [1812LS-563XJ](#) [1812LS-683XJ](#)
[1812LS-824XJ](#) [NIN-FB101JTR110F](#) [NIN-FB471JTR62F](#) [NIN-FC1R5JTR220F](#) [NIN-HCR15JTRF](#) [NIN-HCR33JTRF](#) [NIN-HDR22JTRF](#)