

■ Features

- High current type.
- Ferrite bobbin core and compact size.
- Low core loss for high frequency power application.
- Large terminal surface for good PCB bonding.
- Operating temperature: $-40^{\circ}\text{C} \sim +125^{\circ}\text{C}$.

■ Applications

- Portable communication equipment.
- Notebook PC, digital camera, LCD television set.
- Power supply for VTR, OA equipment.
- DC/DC converters.

■ Product Identification

$\frac{\text{XRRH}}{(1)} \quad \frac{\square\square\square}{(2)} - \frac{\square\square\square}{(3)} \quad \frac{\text{M}}{(4)}$

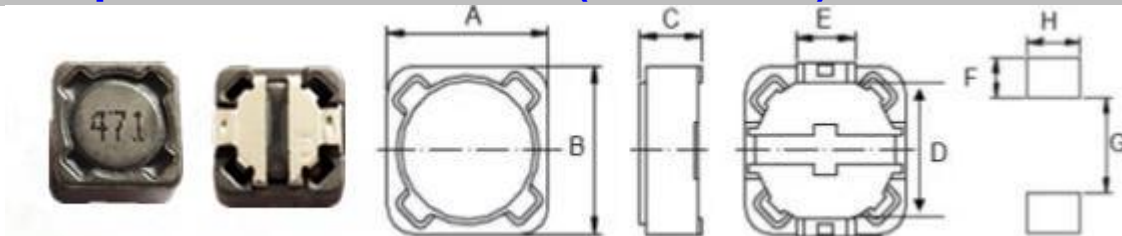
(1) : Type

(2) : Dimensions

(3) : Inductance value

(4) : Inductance Tolerance; M= $\pm 20\%$

■ Shapes and Dimensions (Unit: mm)



TYPE	A	B	C max	D	E	F Ref.	G Ref.	H Ref.
XRRH74	7.30±0.5	7.30±0.5	4.5	5.40±0.2	1.8	1.6	4.8	2.2

XRRH74 Series-Power Inductors

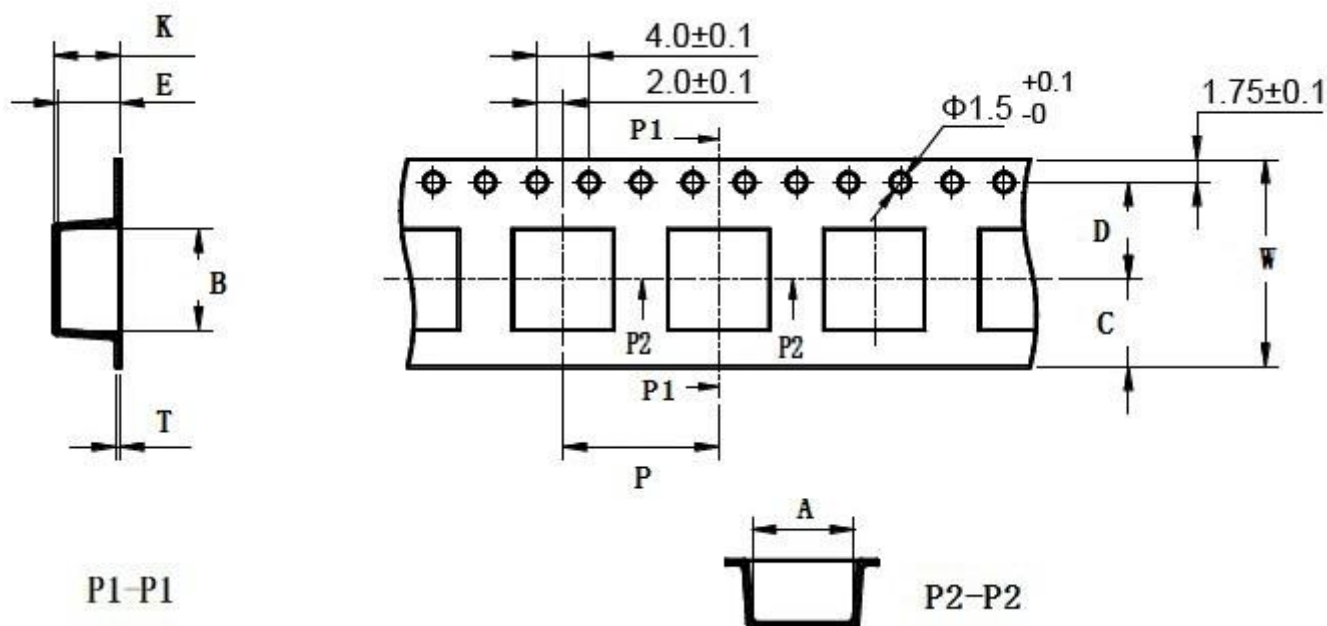
Part Number	Inductance (uH)	L Test Frequency (KHz)	Max.DC Resistance (Ω)	MAX.Rated Current (A)
XRRH74-1R0M	1.00	100	0.015	9.00
XRRH74-1R5M	1.50	100	0.018	7.00
XRRH74-2R2M	2.20	100	0.028	6.00
XRRH74-2R7M	2.70	100	0.020	4.56
XRRH74-3R3M	3.30	100	0.025	4.20
XRRH74-3R9M	3.90	100	0.030	3.90
XRRH74-4R7M	4.70	100	0.038	3.70
XRRH74-6R8M	6.80	100	0.045	3.00
XRRH74-100M	10.0	100	0.049	1.84
XRRH74-120M	12.0	100	0.058	1.71
XRRH74-150M	15.0	100	0.081	1.47
XRRH74-180M	18.0	100	0.091	1.31
XRRH74-220M	22.0	100	0.110	1.23
XRRH74-270M	27.0	100	0.150	1.12
XRRH74-330M	33.0	100	0.170	0.96
XRRH74-390M	39.0	100	0.230	0.91
XRRH74-470M	47.0	100	0.260	0.88
XRRH74-560M	56.0	100	0.350	0.75
XRRH74-680M	68.0	100	0.380	0.69
XRRH74-820M	82.0	100	0.430	0.61
XRRH74-101M	100	100	0.610	0.60
XRRH74-121M	120	100	0.660	0.52
XRRH74-151M	150	100	0.880	0.46
XRRH74-181M	180	100	0.980	0.42
XRRH74-221M	220	100	1.170	0.36
XRRH74-271M	270	100	1.640	0.34

XRRH74 Series-Power Inductors

Part Number	Inductance (μH)	L Test Frequency (KHz)	Max.DC Resistance (Ω)	MAX.Rated Current (A)
XRRH74-331M	330	100	1.860	0.32
XRRH74-391M	390	100	2.850	0.29
XRRH74-471M	470	100	3.010	0.26
XRRH74-561M	560	100	3.620	0.23
XRRH74-681M	680	100	4.630	0.22
XRRH74-821M	820	100	5.200	0.20
XRRH74-102M	1000	100	6.000	0.18

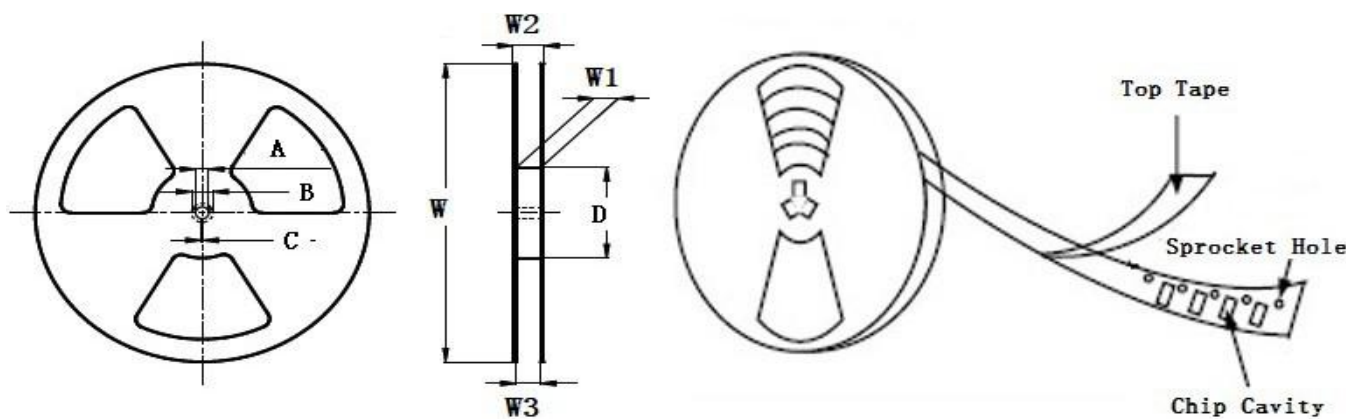
- ※ The saturation current value is the DC current value having inductance decrease down to 30%.(at 20°C)
- ※ The temperature rise current value is the DC current value having temperature increase up to 40°C. (at 20°C)
- ※ The rated current is the DC current value that satisfies both of current value saturation current value and temperature rise current value.

■ Taping Dimensions(Unit:mm)



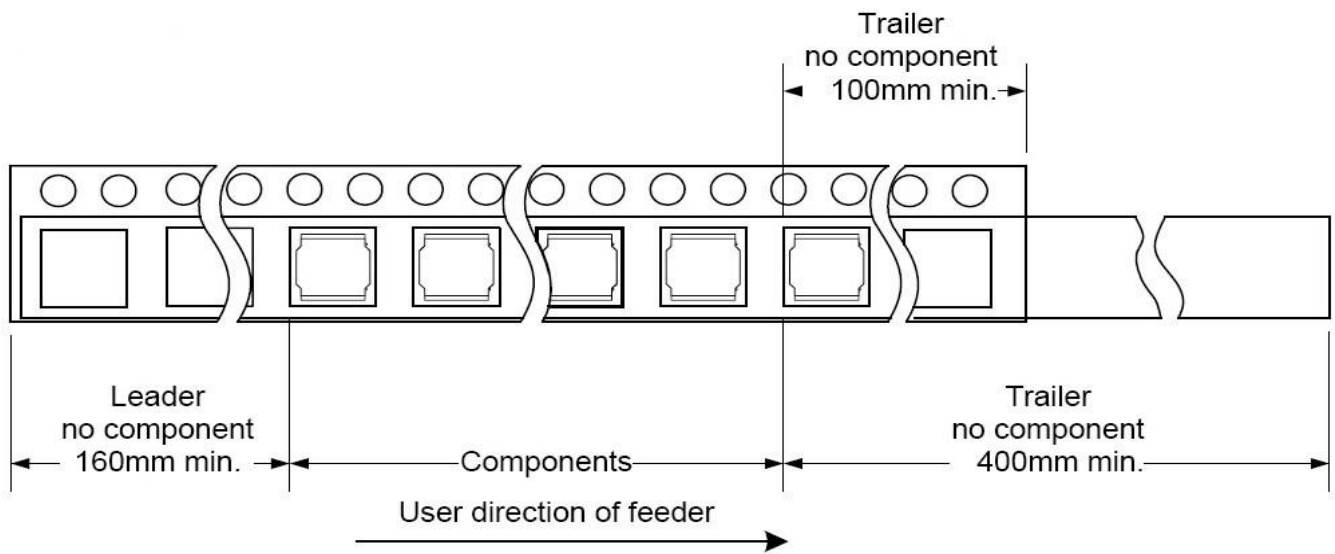
TYPE	MPQ	W	A	B	C	D	E	P	K	T
XRRH74	1000	16±0.3	7.8±0.1	7.8±0.1	6.75	7.5±0.1	4.8±0.1	12±0.1	5.1 Ref	0.35±0.05

■ Reel Dimensions(Unit:mm)

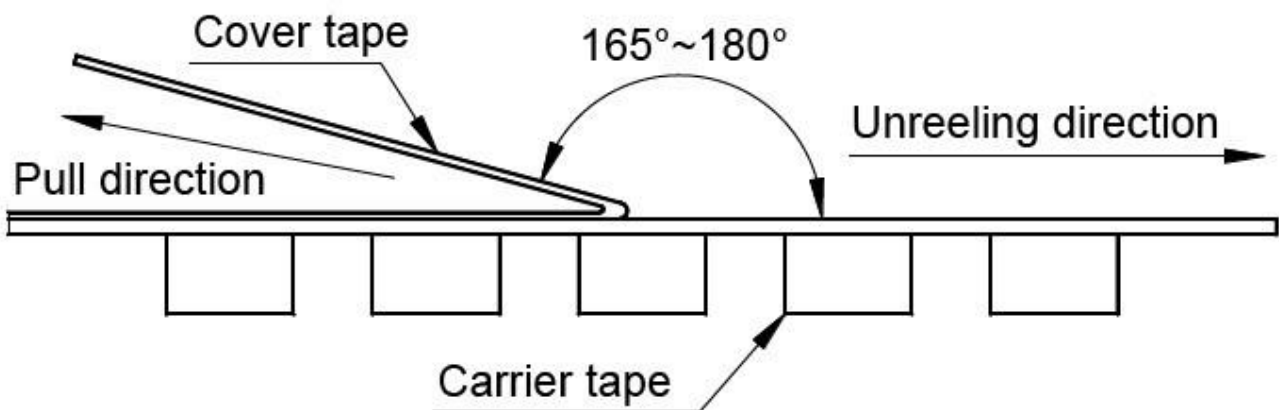


TYPE	W	W1	W2	W3	A	B	C	D
XRRH74	330±2.00	16.4±1.50	22.40 Max	15.90 Min	13.0±0.50	21.0±0.80	2.0±0.50	100 Min

Direction of rolling



Cover tape peel off condition



Cover tape peel force shall be 0.1N to 1.3N.

Reference peel speed 300 ± 10 mm/min.

X-ON Electronics

Largest Supplier of Electrical and Electronic Components

Click to view similar products for [Fixed Inductors](#) category:

Click to view products by [MaxLinear](#) manufacturer:

Other Similar products are found below :

[CR32NP-100KC](#) [CR54NP-470LC](#) [70F224AI](#) [MGDQ4-00004-P](#) [MHQ1005P10NJ](#) [MHQ1005P1N0S](#) [MHQ1005P2N4S](#) [MHQ1005P3N6S](#)
[MHQ1005P5N1S](#) [MHQ1005P8N2J](#) [PE-53601NL](#) [PE-53602NL](#) [PG0936.113NLT](#) [9220-20](#) [9310-16](#) [PM06-2N7](#) [PM06-39NJ](#) [A01TK](#)
[1206CS-471XJ](#) [HC2-R47-R](#) [HC8-1R2-R](#) [HCF1305-3R3-R](#) [1206CS-151XG](#) [RCH664NP-140L](#) [RCH664NP-4R7M](#) [RCP1317NP-391L](#)
[RCR110DNP-331L](#) [DH2280-4R7M](#) [DS1608C-106](#) [B10TJ](#) [B82498B3101J000](#) [ELJ-RE27NJF2](#) [1812CS-153XJ](#) [1812CS-183XJ](#) [1812CS-](#)
[223XJ](#) [1812LS-104XJ](#) [1812LS-105XJ](#) [1812LS-124XJ](#) [1812LS-154XJ](#) [1812LS-223XJ](#) [1812LS-224XJ](#) [1812LS-563XJ](#) [1812LS-683XJ](#)
[1812LS-824XJ](#) [NIN-FB101JTR110F](#) [NIN-FB471JTR62F](#) [NIN-FC1R5JTR220F](#) [NIN-HCR15JTRF](#) [NIN-HCR33JTRF](#) [NIN-HDR22JTRF](#)