

■ Features

- High current type.
- Ferrite bobbin core and compact size.
- Low core loss for high frequency power application.
- Large terminal surface for good PCB bonding.
- Operating temperature: $-40^{\circ}\text{C} \sim +125^{\circ}\text{C}$.

■ Applications

- Portable communication equipment.
- Notebook PC, digital camera, LCD television set.
- Power supply for VTR, OA equipment.
- DC/DC converters.

■ Product Identification

$\frac{\text{XRRH}}{(1)} \quad \frac{\square\square\square\square}{(2)} - \frac{\square\square\square}{(3)} \quad \frac{\text{M}}{(4)}$

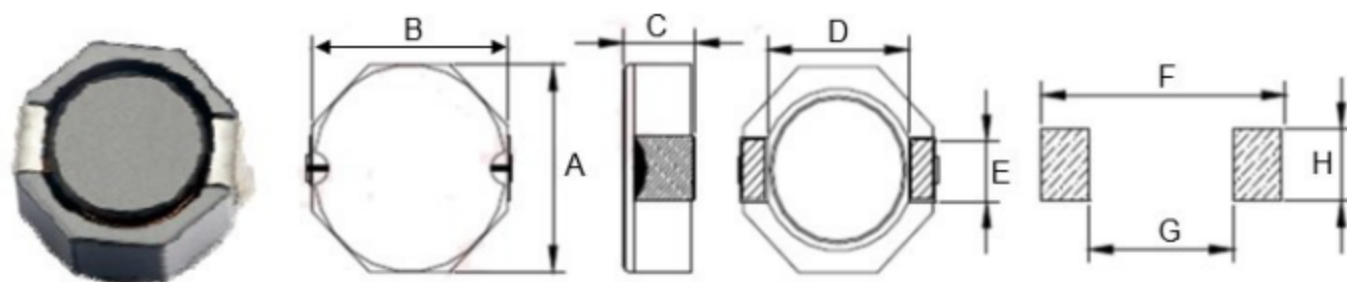
(1) : Type

(2) : Dimensions

(3) : Inductance value

(4) : Inductance Tolerance; M= $\pm 20\%$

■ Shapes and Dimensions (Unit: mm)



TYPE	A	B	C max.	D	E	F Ref.	G Ref.	H Ref.
XRRH8D43	8.0±0.3	8.0±0.3	4.5	6.3	2.5	10.1	6.1	2.8

XRRH8D43 Series-Power Inductors

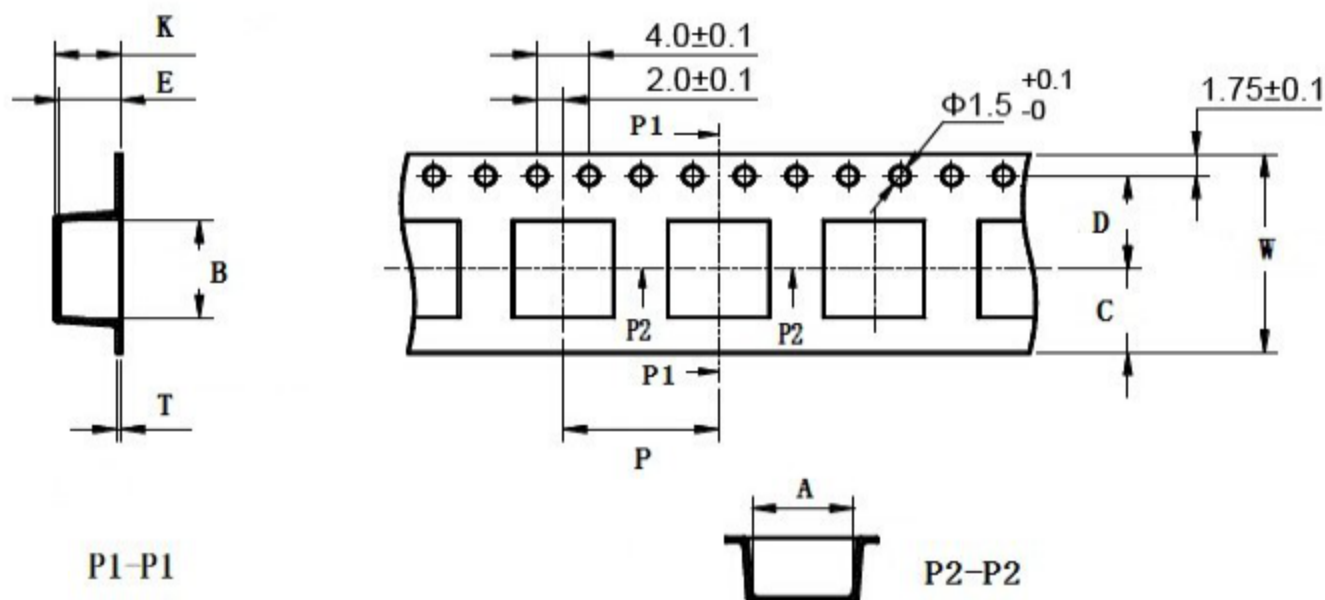
Part Number	Inductance (uH)	Test Freq. (KHz)	DCR MAX. (Ω)	Saturation Current (A)	Heat Rating Current (A)
XRRH8D43-1R0M	1.0	100	0.010	8.50	6.60
XRRH8D43-1R2M	1.2	100	0.013	8.00	6.20
XRRH8D43-2R2M	2.2	100	0.014	7.00	5.50
XRRH8D43-3R9M	3.9	100	0.019	5.90	4.50
XRRH8D43-4R7M	4.7	100	0.022	5.60	4.10
XRRH8D43-6R8M	6.8	100	0.025	4.40	3.90
XRRH8D43-100M	10.0	100	0.036	4.00	3.20
XRRH8D43-150M	15.0	100	0.053	2.90	2.30
XRRH8D43-220M	22.0	100	0.075	2.60	1.80
XRRH8D43-330M	33.0	100	0.125	2.20	1.40
XRRH8D43-470M	47.0	100	0.150	1.80	1.30
XRRH8D43-680M	68.0	100	0.240	1.50	1.00
XRRH8D43-101M	100	100	0.360	1.30	0.80
XRRH8D43-151M	150	100	0.460	1.10	0.76
XRRH8D43-221M	220	100	0.861	0.90	0.60
XRRH8D43-331M	330	100	1.068	0.65	0.48

※ The saturation current value is the DC current value having inductance decrease down to 30%. (at 20°C)

※ The temperature rise current value is the DC current value having temperature increase up to 40°C. (at 20°C)

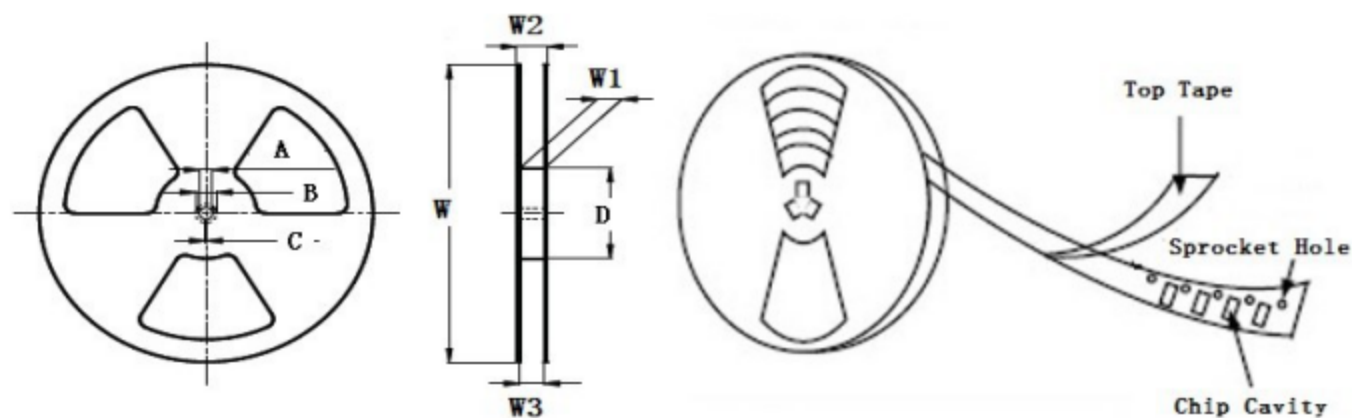
※ The rated current is the DC current value that satisfies both of current value saturation current value and temperature rise current value.

■ Taping Dimensions(Unit:mm)



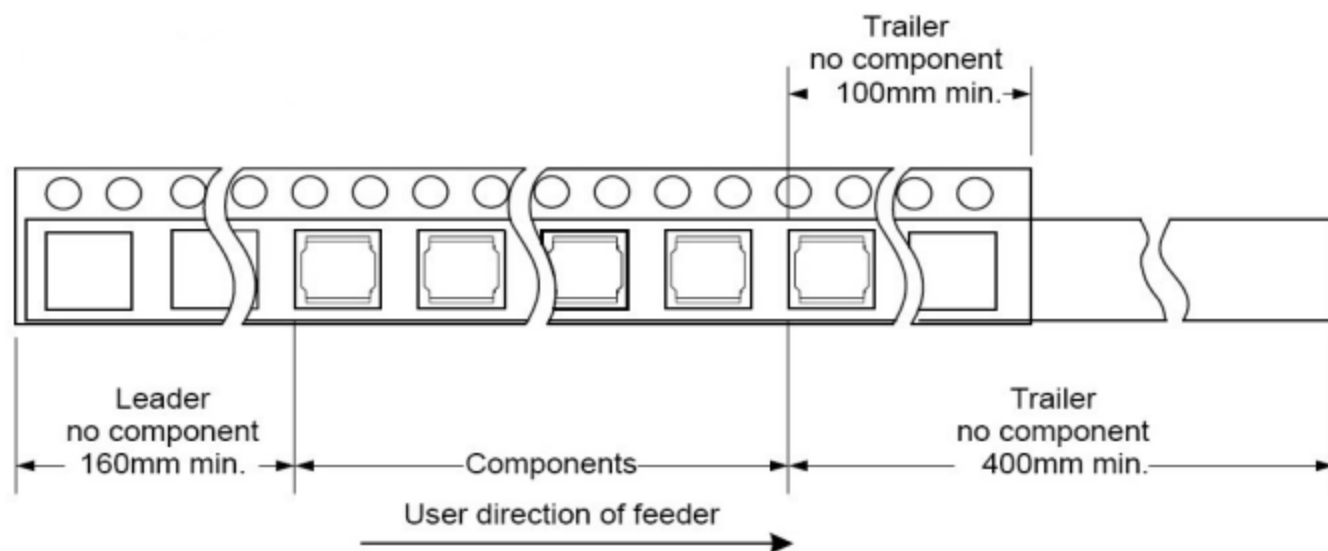
TYPE	W	A	B	C	D	E	P	K Ref	T	MPQ
XRRH8D43	16±0.3	8.15±0.1	9.90±0.1	6.75	7.5±0.1	4.60±0.1	12±0.1	4.8	0.40±0.05	1000

■ Reel Dimensions(Unit:mm)

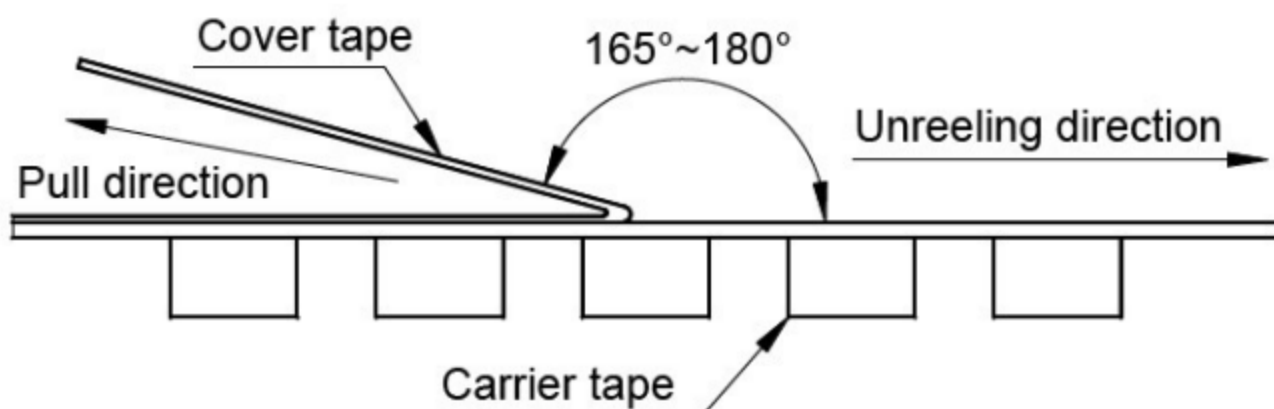


TYPE	W	W1	W2	W3	A	B	C	D
XRRH8D43	330±2.0	16.4±2.0	22.4 Max	15.9 Min	13.0±0.50	21.0±0.80	2.0±0.50	100 Min

Direction of rolling



Cover tape peel off condition



Cover tape peel force shall be 0.1N to 1.3N.

Reference peel speed 300 ± 10 mm/min.

X-ON Electronics

Largest Supplier of Electrical and Electronic Components

Click to view similar products for [Fixed Inductors](#) category:

Click to view products by [MaxLinear](#) manufacturer:

Other Similar products are found below :

[CR32NP-100KC](#) [CR54NP-470LC](#) [70F224AI](#) [MGDQ4-00004-P](#) [MHQ1005P10NJ](#) [MHQ1005P1N0S](#) [MHQ1005P2N4S](#) [MHQ1005P3N6S](#)
[MHQ1005P5N1S](#) [MHQ1005P8N2J](#) [PE-53601NL](#) [PE-53602NL](#) [PG0936.113NLT](#) [9220-20](#) [9310-16](#) [PM06-2N7](#) [PM06-39NJ](#) [A01TK](#)
[1206CS-471XJ](#) [HC2-R47-R](#) [HC8-1R2-R](#) [HCF1305-3R3-R](#) [1206CS-151XG](#) [RCH664NP-140L](#) [RCH664NP-4R7M](#) [RCP1317NP-391L](#)
[RCR110DNP-331L](#) [DH2280-4R7M](#) [DS1608C-106](#) [B10TJ](#) [B82498B3101J000](#) [ELJ-RE27NJF2](#) [1812CS-153XJ](#) [1812CS-183XJ](#) [1812CS-](#)
[223XJ](#) [1812LS-104XJ](#) [1812LS-105XJ](#) [1812LS-124XJ](#) [1812LS-154XJ](#) [1812LS-223XJ](#) [1812LS-224XJ](#) [1812LS-563XJ](#) [1812LS-683XJ](#)
[1812LS-824XJ](#) [NIN-FB101JTR110F](#) [NIN-FB471JTR62F](#) [NIN-FC1R5JTR220F](#) [NIN-HCR15JTRF](#) [NIN-HCR33JTRF](#) [NIN-HDR22JTRF](#)