

# MEAX-1600-EXP

GNSS and Iridium Adhesive Mount  
Part #: 189-00026-01

## Description

The MEA-1600-EXP adhesive Antenna is a 2-in-1 antenna solution, with high gain and efficiency ideal for maintaining constant global connectivity via Iridium. The MEA-1600-EXP covers all GPS/GLONASS/Galileo and Iridium frequencies. This is an ideal antenna for Iridium SBD, navigation and telematics systems, IoT applications and remote connectivity. This adhesive mount antenna is easy to install with maximum durability. The MEA-1600-EXP has a two cables with a SMA-Male standard connector, 3m standard cable length and is fully customizable by offering additional connector types, cable lengths and cable types. This antenna is low profile, rugged and ground plane independent. It is compatible with any Iridium SBD transceiver.



## Cable 1:

Parameter	Specification	
Frequency Range	1575.42 MHz	1598-1606 MHz
Band	1575 MHz	1602 MHz
Return Loss	≤ -15 dB	
VSWR	≤ 1.4:1	
Impedance	50 Ω	
Radiation Pattern	Hemispherical	
Polarization	Saw Filter Type	
Active Gain	28 dB @ 2.7 V	
Noise Figure	1.5 dB Typ	
Voltage	1.5 – 3.6	
Current Consumption	9 mA Typ	
Power Consumption	24.3 mW Typ	
ESD Protection	2kV	

## Features

- 2in 1 antenna (GPS/GLONASS/QZSS/Galileo, and Iridium)
- Adhesive Mount
- High Gain & Efficiency
- Low Profile
- High Performance
- Customizable Cable and Connector

## Applications

- Iridium SBD
- Satellite IoT applications
- Telematic
- Navigation
- Satellite Communications
- Remote surveillance
- Monitoring

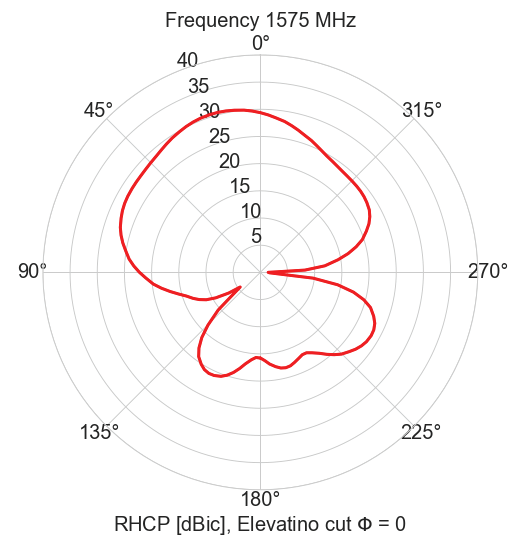
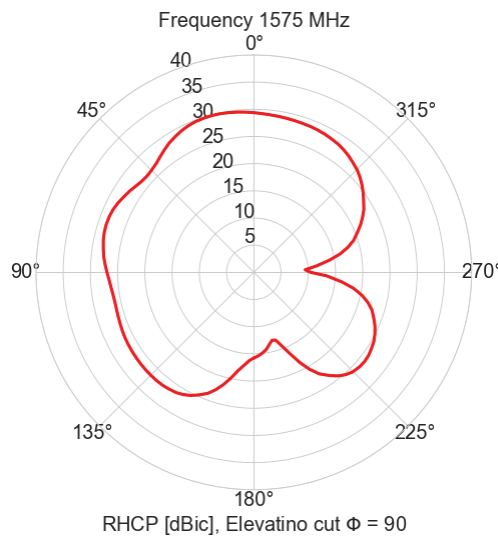
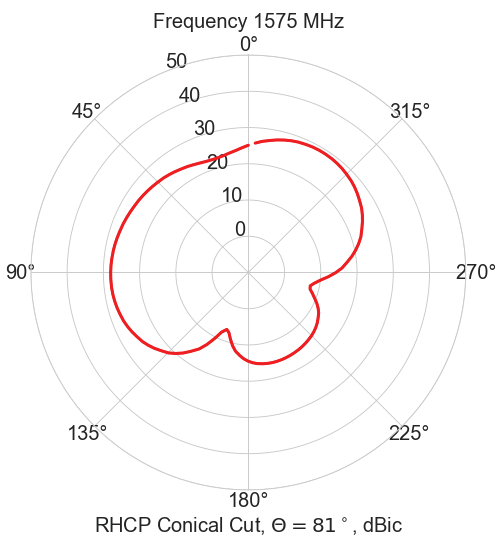
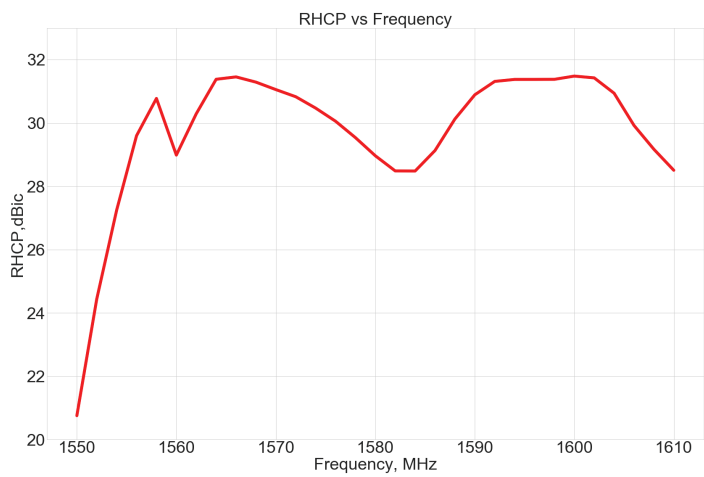
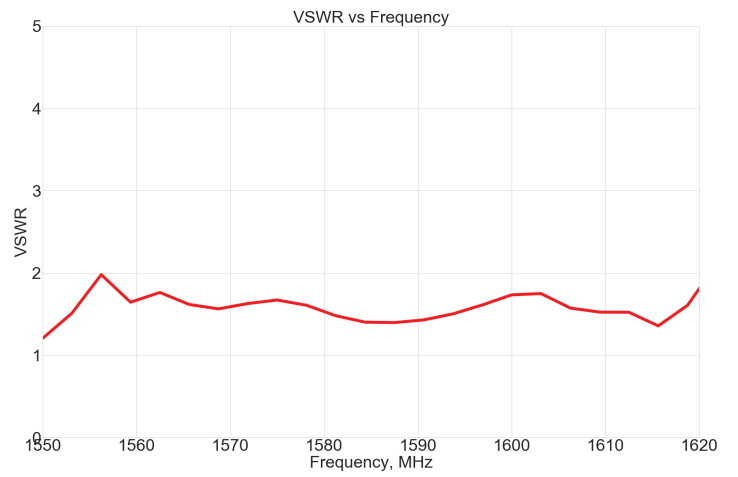
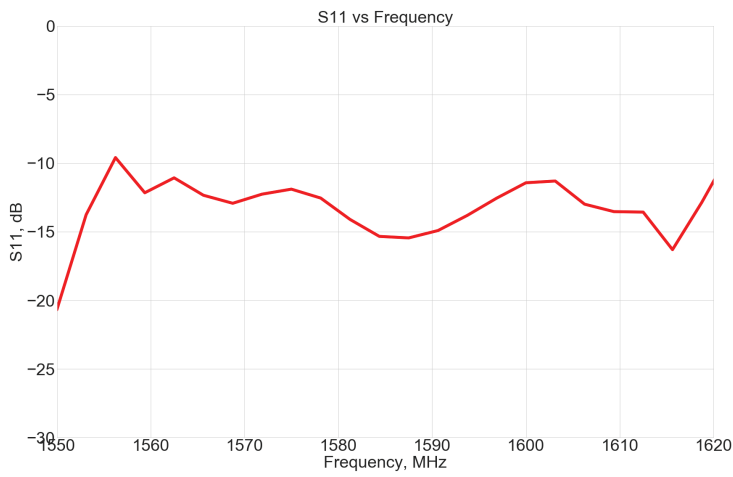
**Cable 2:**

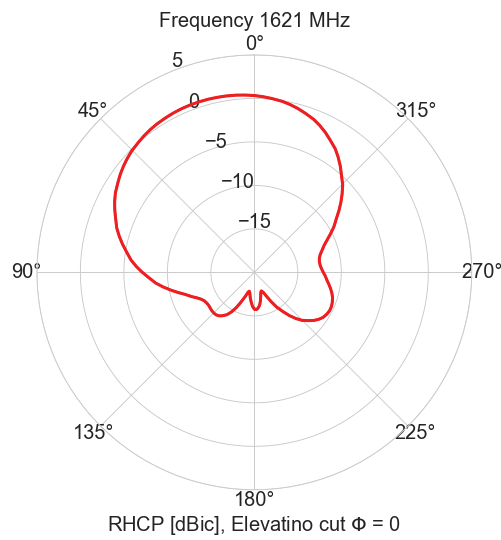
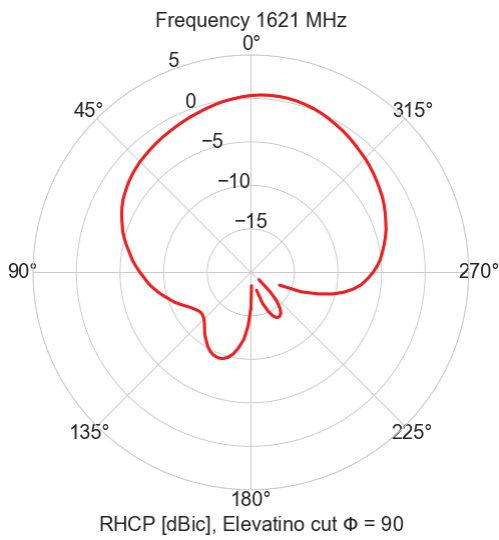
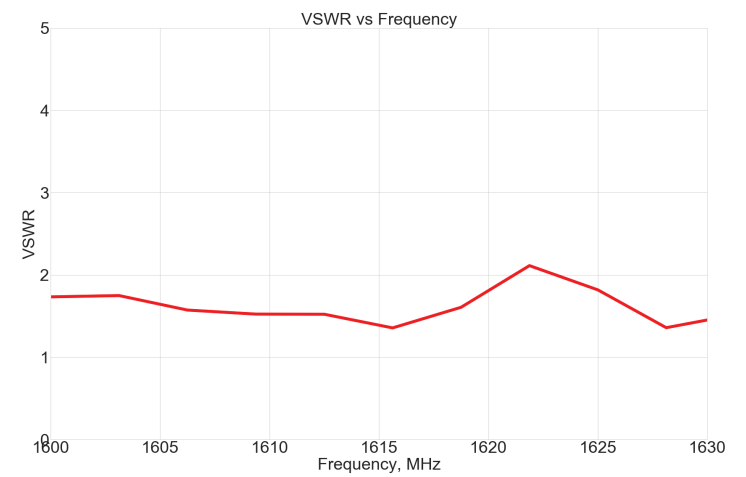
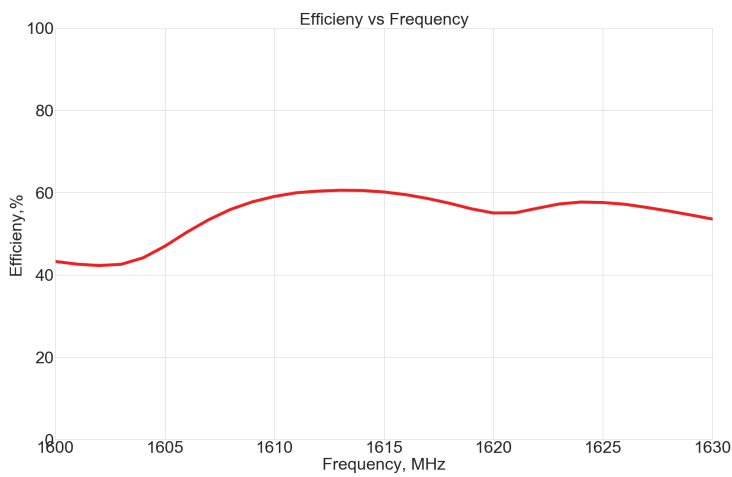
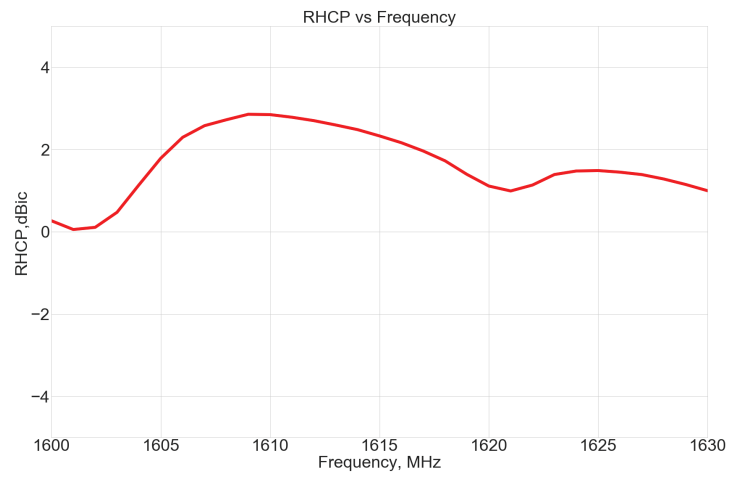
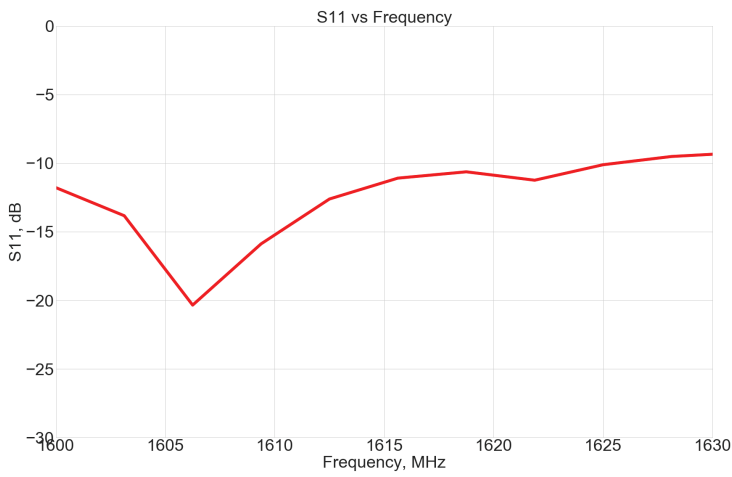
Parameter	Specification
Frequency Range	1616-1627 MHz
Band	1621 MHz
Return Loss	-18.8 dB
VSWR	1.2:1
Efficiency	76%
Peak Gain	4.5 dBic
Average Gain	-1.1 dB
Impedance	50 $\Omega$
Axial Ratio	$\leq 3$ dB
Radiation Pattern	Hemispherical
Polarization	RHCP

**Mechanical Specification**

Parameter	Specification
Antenna Dimensions	80 x 76 x 13/16 mm
Operating Temperature	-40°C to 85°C
Connector Type	SMA-Male Standard
Mounting Type	Adhesive Mount
Radome	ABS
Radome color	Black
Substance Compliance	RoHS

\*Mounted on 70 x 70 mm Ground Plane



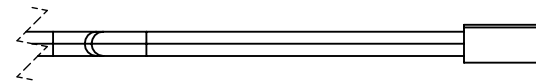
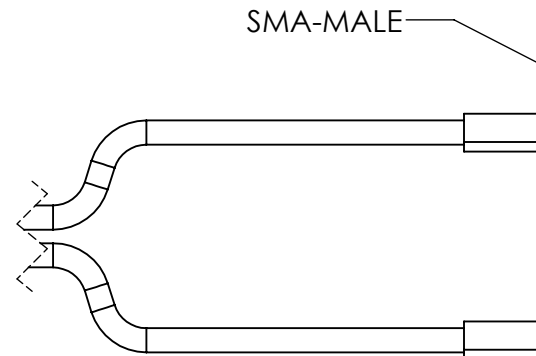
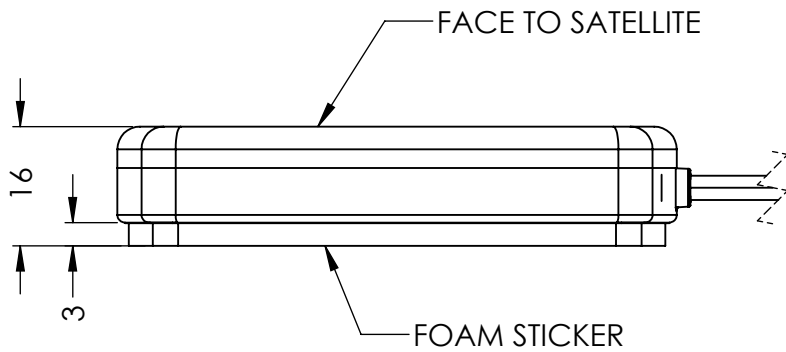
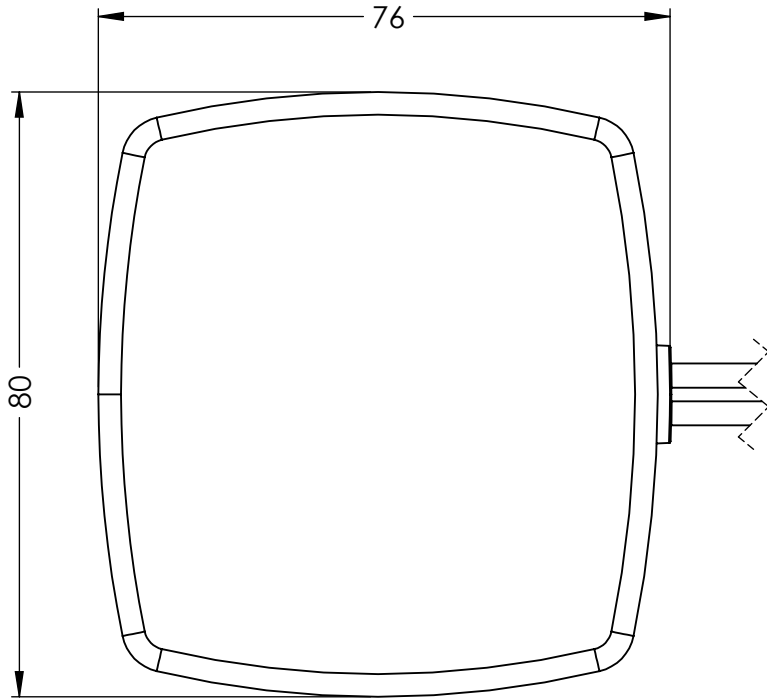


D

C

B

A



189-00026 CONFIGURATION TABLE			
DASH NO	CABLE LENGTH	CABLE TYPE	CONNECTOR TYPE
-01	3m	CABLE 1: LL100 CABLE 2: LL100	SMA MALE

ITEM 189-00026 REVISION HISTORY			
REV	DESCRIPTION	DATE	BY
A	INITIAL RELEASE	2021-06-17	SZ

PROPRIETARY AND CONFIDENTIAL

THE INFORMATION CONTAINED IN THIS DRAWING IS THE SOLE PROPERTY OF MAXTENA, INC. ANY REPRODUCTION IN PART OR AS A WHOLE WITHOUT THE WRITTEN PERMISSION OF MAXTENA, INC IS PROHIBITED.

## X-ON Electronics

Largest Supplier of Electrical and Electronic Components

*Click to view similar products for [Antennas](#) category:*

*Click to view products by [Maxtena](#) manufacturer:*

Other Similar products are found below :

[GAN30084EU](#) [930-033-R](#) [GW17.07.0250E](#) [1513563-1](#) [EXE902SM](#) [APAMPG-117](#) [MAF94383](#) [W3908B0100](#) [W6102B0100](#) [YE572113-30RSMM](#) [108-00014-50](#) [66089-2406](#) [A09-F8NF-M](#) [A09-F5NF-M](#) [RGFRA1903041A1T](#) [W3593B0100](#) [W3921B0100](#) [SIMNA-868](#) [SIMNA-915](#) [SIMNA-433](#) [W1044](#) [W1049B090](#) [WTL2449CQ1-FRSMM](#) [CPL9C](#) [EXB148BN](#) [0600-00060](#) [TRA9020S3PBN-001](#) [GD5W-28P-NF](#) [MA9-7N](#) [GD53-25](#) [GD5W-21P-NF](#) [EXB144SM](#) [C37](#) [MAF94051](#) [GD35-17P-NF](#) [P1744](#) [MA9-5N](#) [EXD420PL](#) [B1322NR](#) [QWFTB120](#) [MAF94271](#) [MAF94300](#) [GPSMB301](#) [FG4403](#) [AO-AGSM-OM54](#) [5200232](#) [MIKROE-2349](#) [WCM.01.0111](#) [MIKROE-2393](#) [MIKROE-2352](#)