




MIA-GPS-15

EMBEDDED ACTIVE GPS MICROSTRIP ANTENNA

Ordering Part #: 189-00012-01



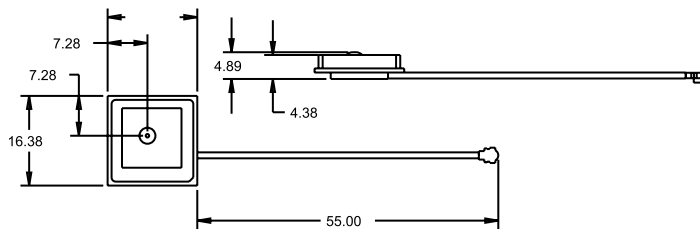
15 mm

Description

Our patch antenna offerings are perfect for projects with a smaller scope and budget for which high-performance and lower weight is not a primary factor for consideration for the antenna. They are ideal for less demanding applications where extreme performance and battery life can be sacrificed at the expense of device cost. This antenna is designed for embedded applications such as GPS handheld units, mobile devices, and tracking devices. It features a low noise figure and high-linearity LNA. The interface connector is available in U.FL or other. Cable length can also be customized.

Mechanical Specifications

Parameter	Design Specifications
RF connector	U.FL or other



dimensions are in mm

Electrical Specifications

76x76 mm ground plane

Parameter	Design Specifications
Frequency	1575.42 MHz
Polarization	RHCP
Antenna element peak gain	4 dBic
DC voltage	2.5 to 3.5 V
DC current	4 mA @ 2.5 V / 7 mA @ 3.5 V
Axial ratio	1.5 dB (typical) / 2.5 dB (max)
Bandwidth (-1db)	10 MHz
LNA network gain	16 dB @ 2.5 V / 16 dB @ 3.5 V
VSWR	1.3 (max)
Impedance	50 Ohm
Operating temp.	from -40°C to 85°C

Features

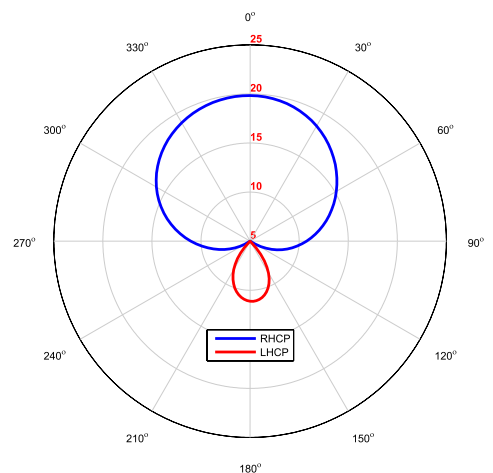
- GPS L1 frequency
- Active LNA circuitry
- Compact size
- Custom tuning
- Custom connector/Cable size

Applications

- Vehicle and fleet tracking
- Military & security
- Asset tracking
- Embedded applications
- Oil & gas industries
- Navigation devices
- Mining equipment
- LBS & M2M applications
- Handheld devices
- Law enforcement

Realized gain plot

Measured at 1575.42 MHz on a 76x76 mm ground plane (E plane, 2.5 V)





MIA-GPS-15

EMBEDDED ACTIVE GPS MICROSTRIP ANTENNA

LNA network characteristics

Parameter	Design Specifications
Frequency	1575.42 MHz
DC voltage	2.5 to 3.5 V
DC current	4 mA @ 2.5 V / 7 mA @ 3.5 V
Noise figure	1.8 dB (max)
VSWR	1.3 (max)
Gain	16 dB @ 2.5 V / 16 dB @ 3.5 V
Input P1dB	-10 dBm @ 2.5 V / -12 dBm @ 3.5 V

Antenna element characteristics

15x15 mm ground plane

Parameter	Design Specifications
Frequency	1575.42 MHz
Polarization	RHCP
Antenna element gain	-3 dBic
Efficiency	35 %
Bandwidth (-1dB)	5 MHz

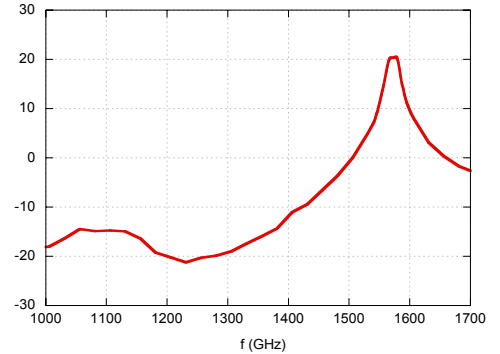
Antenna element characteristics

76x76 mm ground plane

Parameter	Design Specifications
Frequency	1575.42 MHz
Polarization	RHCP
Antenna element gain	4 dBic
Efficiency	70%
Bandwidth (-1db)	10 MHz

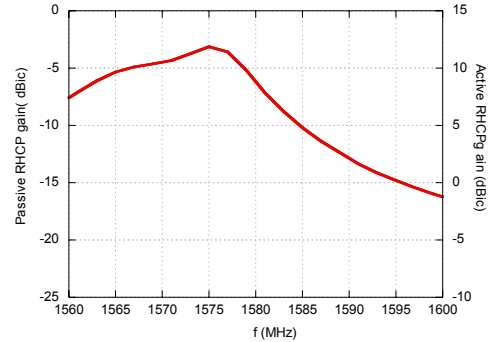
System wide band response @ 2.5 V

76x76 mm ground plane



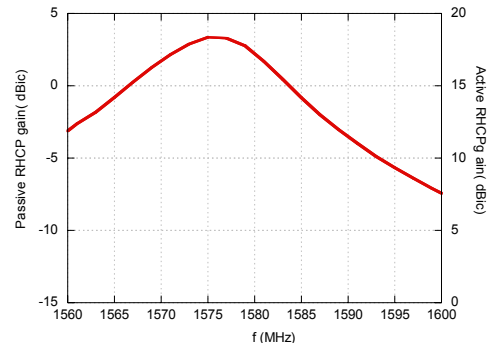
Active/Passive gain vs. frequency

15x15 mm ground plane



Active/Passive gain vs. frequency

76x76 mm ground plane



X-ON Electronics

Largest Supplier of Electrical and Electronic Components

Click to view similar products for [Antennas](#) category:

Click to view products by [Maxtena](#) manufacturer:

Other Similar products are found below :

[GAN30084EU](#) [930-033-R](#) [GW17.07.0250E](#) [1513563-1](#) [EXE902SM](#) [APAMPG-117](#) [MAF94383](#) [W3908B0100](#) [W6102B0100](#) [YE572113-30RSMM](#) [108-00014-50](#) [66089-2406](#) [A09-F8NF-M](#) [A09-F5NF-M](#) [RGFRA1903041A1T](#) [W3593B0100](#) [W3921B0100](#) [SIMNA-868](#) [SIMNA-915](#) [SIMNA-433](#) [W1044](#) [W1049B090](#) [WTL2449CQ1-FRSMM](#) [CPL9C](#) [EXB148BN](#) [0600-00060](#) [TRA9020S3PBN-001](#) [GD5W-28P-NF](#) [MA9-7N](#) [GD53-25](#) [GD5W-21P-NF](#) [EXB144SM](#) [C37](#) [MAF94051](#) [GD35-17P-NF](#) [P1744](#) [MA9-5N](#) [EXD420PL](#) [B1322NR](#) [QWFTB120](#) [MAF94271](#) [MAF94300](#) [GPSMB301](#) [FG4403](#) [AO-AGSM-OM54](#) [5200232](#) [MIKROE-2349](#) [WCM.01.0111](#) [MIKROE-2393](#) [MIKROE-2352](#)