

2.7V 10F ULTRACAPACITOR CELL

BCAP0010 P270 S01 | BCAP0010 P270 S12
ESHSR-0010C0-002R7 |

FEATURES AND BENEFITS

- High performance product with low ESR
- Exceptional shock and vibration resistance
- Long lifetimes with up to 500,000 duty cycles*
- Compliant with UL, RoHS and REACH requirements

TYPICAL APPLICATIONS

- Actuators
- Emergency Lighting
- Telematics
- Automotive
- Security Equipment
- Backup System
- Smoke Detectors
- Advanced Metering



PRODUCT SPECIFICATIONS

ELECTRICAL

| | |
|--|---------------|
| Rated Voltage, V_R | 2.7 VDC |
| Surge Voltage ¹ | 2.85 VDC |
| Rated Capacitance, C^3 | 10 F |
| Min. / Max. Capacitance, Initial | 9 F / 12 F |
| Typical Capacitance, Initial ^{2,3} | 10.6 F |
| Rated (Max.) ESR_{DC} , Initial ³ | 30 m Ω |
| Typical ESR_{DC} , Initial ^{2,3} | 25 m Ω |
| Typical ESR_{DC} , Initial, 5 sec ^{2,3} | 46 m Ω |
| Maximum Leakage Current ⁴ | 23 μ A |
| Maximum Peak Current, Non-repetitive ⁵ | 10 A |

PHYSICAL

| | |
|--------------|-------|
| Nominal Mass | 3.1 g |
|--------------|-------|

POWER & ENERGY

| Operating Temp. Range | Standard (-40°C to 65°C) at 2.7 V | Extended (-40°C to 85°C) at 2.3 V |
|---|-----------------------------------|-----------------------------------|
| Maximum Stored Energy, E_{max} ^{6,9} | 10.1 mWh | 7.3 mWh |
| Gravimetric Specific Energy ⁶ | 3.2 Wh/kg | 2.3 Wh/kg |
| Usable Specific Power ⁶ | 9.4 kW/kg | 6.8 kW/kg |
| Impedance Match Specific Power ⁶ | 19.5 kW/kg | 14.2 kW/kg |

SAFETY

| | |
|----------------|----------------------|
| Certifications | RoHS, REACH, UL 810A |
|----------------|----------------------|

TYPICAL CHARACTERISTICS

THERMAL

| | |
|---|----------|
| Typical Thermal Resistance (R_{th} , Housing) ⁸ | 42°C/W |
| Typical Thermal Capacitance (C_{th}) | 2.7 J/°C |
| Usable Continuous Current (BOL) ($\Delta T = 15$ °C) ^{8,10} | 3.4 A |
| Usable Continuous Current (BOL) ($\Delta T = 40$ °C) ^{8,10} | 5.6 A |

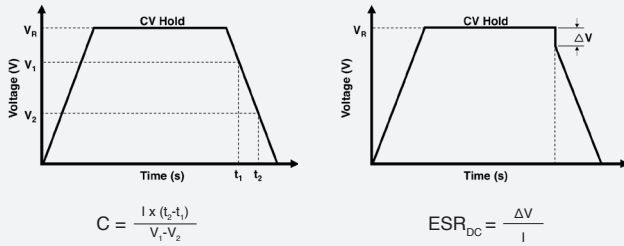
LIFE*

| | |
|--|----------------|
| Projected DC Life at Room Temperature (At rated voltage and 25°C, EOL ¹⁰) | 10 years |
| DC Life at High Temperature (At rated voltage and 65°C, EOL ¹⁰) | 1,500 hours |
| DC Life at De-rated Voltage & Higher Temperature (At 2.3V and 85°C, EOL ¹⁰) | 1,500 hours |
| Projected Cycle Life at Room Temperature ⁷ (Constant current charge-discharge from V_R to $1/2V_R$ at 25°C, EOL ¹⁰) | 500,000 cycles |
| Shelf Life (Stored uncharged at 25°C, $\leq 50\%$ RH) | 4 years |

*Results may vary. Additional terms and conditions, including the limited warranty, apply at the time of purchase. See the warranty details for applicable operating and use requirements.

Datasheet: 2.7V 10F ULTRACAPACITOR CELL

- Surge Voltage**
Absolute maximum voltage, non-repetitive. Duration not to exceed 1 second.
- "Typical" values represent mean values of production sample.
- Rated Capacitance & ESR_{DC} (measure method)**
 - Capacitance: Constant current charge (10 mA/F) to V_R, 5 min hold at V_R, constant current discharge 10 mA/F to 0.1V.
e.g. in case of 2.7V 10F cell, 10 * 10 = 100 mA
 - ESR_{DC}: Constant current charge (10 mA/F) to V_R, 5 min hold at V_R, constant current discharge (40 * C * V_R[mA]) to 0.1 V.
e.g. in case of 2.7V 10F cell, charge with 10 * 10 = 100 mA and discharge with 40 * 10 * 2.7 = 1,080 mA



where C is the capacitance (F);
I is the absolute value of the discharge current (A);
V_R is the rated voltage (V);
V₁ is the measurement start voltage, 0.8xV_R (V);
V₂ is the measurement end voltage, 0.4xV_R (V);
t₁ is the time from start of discharge to reach V₁ (s);
t₂ is the time from start of discharge to reach V₂ (s);
ESR_{DC} is the DC-ESR (Ω);
ΔV is the voltage drop during first 10ms of discharge (V).

Typical ESR_{DC}, Initial, 5 sec tested per Maxwell Application Note, "Test Procedures for Capacitance, ESR, Leakage Current and Self-Discharge Characterizations of Ultracapacitors" available at www.maxwell.com.

- Maximum Leakage Current**
 - Current measured after 72 hrs at rated voltage and 25°C. Initial leakage current can be higher.
 - If applicable, module leakage current is the sum of cell and balancing circuit leakage currents.
- Maximum Peak Current**
 - Current needed to discharge cell/module from rated voltage to half-rated voltage in 1 second.

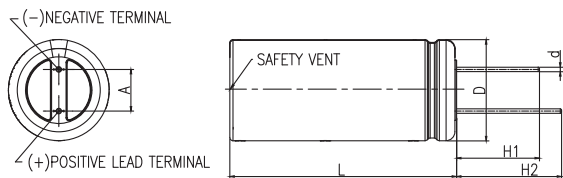
$$I = \frac{\frac{1}{2}V_R}{\Delta t / C + ESR_{DC}}$$

where Δt is the discharge time (sec); Δt = 1 sec in this case.

- The stated maximum peak current should not be used in normal operation and is only provided as a reference value.
- Energy & Power (Based on IEC 62391-2)**
 - Maximum Stored Energy, E_{max}(Wh) = $\frac{1}{2}CV_R^2$
 - Gravimetric Specific Energy (Wh/kg) = $\frac{E_{max}}{mass}$
 - Usable Specific Power (W/kg) = $\frac{0.12V_R^2}{ESR_{DC} \times mass}$
 - Impedance Match Specific Power (W/kg) = $\frac{0.25V_R^2}{ESR_{DC} \times mass}$
 - Cycle Life Test Profile**
Cycle life varies depending upon application-specific characteristics. Actual results will vary.
 - Temperature Rise at Constant Current**
 - ΔT = I_{RMS}² x ESR_{DC} x R_{th}

where ΔT: Temperature rise over ambient (°C)
I_{RMS}: Maximum continuous or RMS current (A)
R_{th}: Thermal resistance, cell to ambient (°C/W)
ESR_{DC}: Rated (Max.) ESR_{DC}(Ω).
(Note: Design should consider EOL ESR_{DC} for application temperature rise evaluation.)
 - Per United Nations material classification UN3499, all Maxwell ultracapacitors have less than 10 Wh capacity to meet the requirements of Special Provisions 361. Both individual ultracapacitors and modules composed of those ultracapacitors shipped by Maxwell can be transported without being treated as dangerous goods (hazardous materials) under transportation regulations.
 - BOL: Beginning of Life, rated initial product performance**
EOL: End of Life criteria.
 - Capacitance: 80% of min. BOL rating
 - ESR_{DC}: 2x max. BOL rating

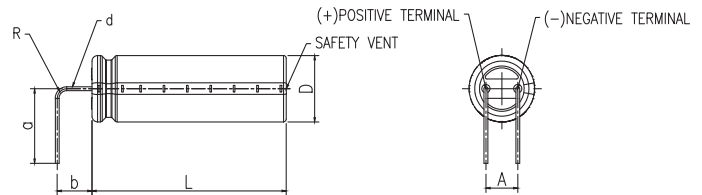
BCAP00010 P270 S01



When ordering, please reference the Maxwell Model Number below.

| Maxwell Model Number: | Maxwell Part Number: | Alternate Model Number: |
|-----------------------|----------------------|-------------------------|
| BCAP0010 P270 S01 | 133516 | ESHSR-0010C0-002R7 |
| BCAP0010 P270 S12 | 134092 | - |

BCAP00010 P270 S12



| Part Description | Dimensions (mm) | | | | | | | | |
|-------------------|-----------------|----------|-----------|----------|-----------|-----------|----------|----------|----------|
| | L (±1.0) | D (+0.5) | d (±0.05) | A (±0.5) | H1 (min.) | H2 (min.) | R (min.) | a (±0.5) | b (±0.5) |
| BCAP0010 P270 S01 | 30.5 | 10.0 | 0.60 | 5.0 | 15.0 | 19.0 | - | - | - |
| BCAP0010 P270 S12 | 30.5 | 10.0 | 0.60 | 5.0 | - | - | 1.5 | 11.5 | 5.5 |

The information in this document is correct at time of printing and is subject to change without notice. Images are not to scale. Products and related processes may be covered by one or more U.S. or international patents and pending applications. Please see www.maxwell.com/patents for more information.

Maxwell Technologies, Inc.
Global Headquarters
3888 Calle Fortunada
San Diego, CA 92123
USA
Tel: +1 (858) 503-3300
Fax: +1 (858) 503-3301

Maxwell Technologies SA
Route de Montena 65
CH-1728 Rossens
Switzerland
Tel: +41 (0)26 411 85 00
Fax: +41 (0)26 411 85 05

Maxwell Technologies, GmbH
Leopoldstrasse 244
80807 Munich
Germany
Tel: +49 (0)89 4161403 0
Fax: +49 (0)89 4161403 99

Maxwell Technologies Shanghai Trading Co., Ltd.
Room 1005, 1006, and 1007
No. 1898, Gonghexin Road,
Jin An District, Shanghai 2000072,
P.R. China
Tel: +86 21 3852 4000
Fax: +82 21 3852 4099

Nesscap Co., Ltd.
17, Dongtangiheung-ro
681 Beon-gil, Giheung-gu,
Yongin-si, Gyeonggi-do 17102
Republic of Korea
Tel: +82 31 289 0721
Fax: +82 31 286 6767

MAXWELL TECHNOLOGIES, MAXWELL, MAXWELL CERTIFIED INTEGRATOR, ENABLING ENERGY'S FUTURE, DURABLU, NESSCAP, XP, BOOSTCAP, D CELL, CONDIS and their respective designs and/or logos are either trademarks or registered trademarks of Maxwell Technologies, Inc., and/or its affiliates, and may not be copied, imitated or used, in whole or in part, without the prior written permission Maxwell Technologies, Inc. All contents copyright © 2018 Maxwell Technologies, Inc. All rights reserved. No portion of these materials may be reproduced in any form, or by any means, without prior written permission from Maxwell Technologies, Inc.



X-ON Electronics

Largest Supplier of Electrical and Electronic Components

Click to view similar products for [Supercapacitors](#) / [Ultracapacitors](#) category:

Click to view products by [Maxwell](#) manufacturer:

Other Similar products are found below :

[C-TEC1225 P](#) [SCCY73B407SLBLE](#) [MAL223551014E3](#) [MAL223551007E3](#) [CPM3225A-2K](#) [iMOD054V062P3L-11A](#) [SCCS30B126SRB](#)
[HSL0814-3R8106-R](#) [HS0814-3R8106-R](#) [DRE10/2.5](#) [DRL106S0TI25RRDAP](#) [DRL226S0TK25RR](#) [106DCN2R7M](#) [SCCR20B335SRB](#)
[SCCS30B106SRB](#) [SCCT30B156SRB](#) [SCCU30B306MRB](#) [SCMR14C474MRBA0](#) [SCMR14C474MSBA0](#) [SCMR22C155MSBA0](#)
[SCMS22C255MRBA0](#) [SCMT22C505MRBA0](#) [SCMT32C755MRBA0](#) [DRL475S0TG20RRDAP](#) [FCS0H224ZFTBR24](#) [FR0H473ZF](#)
[SCCV40B506MRB](#) [GW209F](#) [TV1020-3R0605-R](#) [TV1245-3R0346-R](#) [PAS0815LS2R5105](#) [MAL222091008E3](#) [PAS0815LN2R7205](#)
[SCCY62B307VSB](#) [SCMR18C105MSBA0](#) [EEC-HL0E107](#) [EEC-HL0E506](#) [SCMR18D105MRBB0](#) [MAL219691154E3](#) [HVZ0E107NF-LT](#)
[HVZ0E106NF](#) [MAL219691126E3](#) [MAL219691125E3](#) [MAL219691225E3](#) [TV1840-3R0606-R](#) [HVZ0E275NF](#) [HVZ0E207NF-LT](#)
[HVZ0E226NF](#) [HVZ0E105NF](#) [TV1245-3R0346-R](#)