

## FEATURES

- » Rated voltage of 90V and capacitance of 10F
- » High performance module with low ESR
- » Designed for indoor cabinet environment
- » Long lifetimes with up to 500,000 duty cycles\*
- » Integrated UMU (Ultracapacitor Management Unit) for
  - Individual cell balancing
  - Voltage and temperature monitoring
  - Reverse polarity detection
- » Typical applications:
  - Wind turbine pitch control system
  - Industrial UPS and DVR



\* Image is not to scale.

ELECTRICAL SPECIFICATIONS		BMOD0010 P090 B02 EMHSR-0010C0-090R0C1
Rated Voltage, $V_R$		90 V <sub>DC</sub>
Surge Voltage <sup>1</sup>		102 V <sub>DC</sub>
Rated Capacitance, $C^2$		10 F
Capacitance Tolerance	Min. / Max.	0% / +20%
	Average <sup>4</sup>	+3% / +10%
Initial DC-ESR, $R_{DC}^3$	Max.	138 mΩ
	Average <sup>4</sup>	115 mΩ
Typical Leakage Current <sup>5</sup>	At 2.5V per cell	26 mA
Maximum Peak Current, Non-repetitive <sup>6</sup>		100 A
Maximum Stored Energy, $E_{max}^7$		11.2 Wh
Gravimetric Specific Energy <sup>7</sup>		1.7 Wh/kg
Usable Specific Power <sup>7</sup>		1.0 kW/kg
Impedance Match Specific Power <sup>7</sup>		2.2 kW/kg

TEMPERATURE SPECIFICATIONS	
Operating Temperature Range	-40 ~ 65°C
Storage Temperature Range (stored without charge)	-40 ~ 70°C

TYPICAL LIFETIME CHARACTERISTICS*	
DC Life at High Temperature <sup>8</sup> (at $V_R$ and 65°C)	1,500 hours
Projected DC Life at Room Temperature <sup>8</sup> (at $V_R$ and 25 ± 10°C)	10 years
Projected Cycle Life <sup>8</sup> (constant current charge-discharge from $V_R$ to 1/2 $V_R$ at 25 ± 10°C)	500,000 cycles
Shelf Life (stored without charge at 25 ± 10°C)	4 years

PHYSICAL SPECIFICATIONS	
Output Terminals	10mm <sup>2</sup> Ferrules-type terminal block
Insulation Coordination	IEC 61287-1 (Category: OV II) Rated insulation voltage: 1kV DC or 2.8kV AC (at 50Hz, 10 sec) Rated impulse withstand voltage: 6kV DC
Protection Degree	IEC 60529 – IP 30 Protected against solid foreign objects more than 2.5 mm diameter
Vibration	SAE J2380
Shock	SAE J2464

\*Results may vary. Additional terms and conditions, including the limited warranty, apply at the time of purchase. See the warranty details for applicable operating and use requirements.

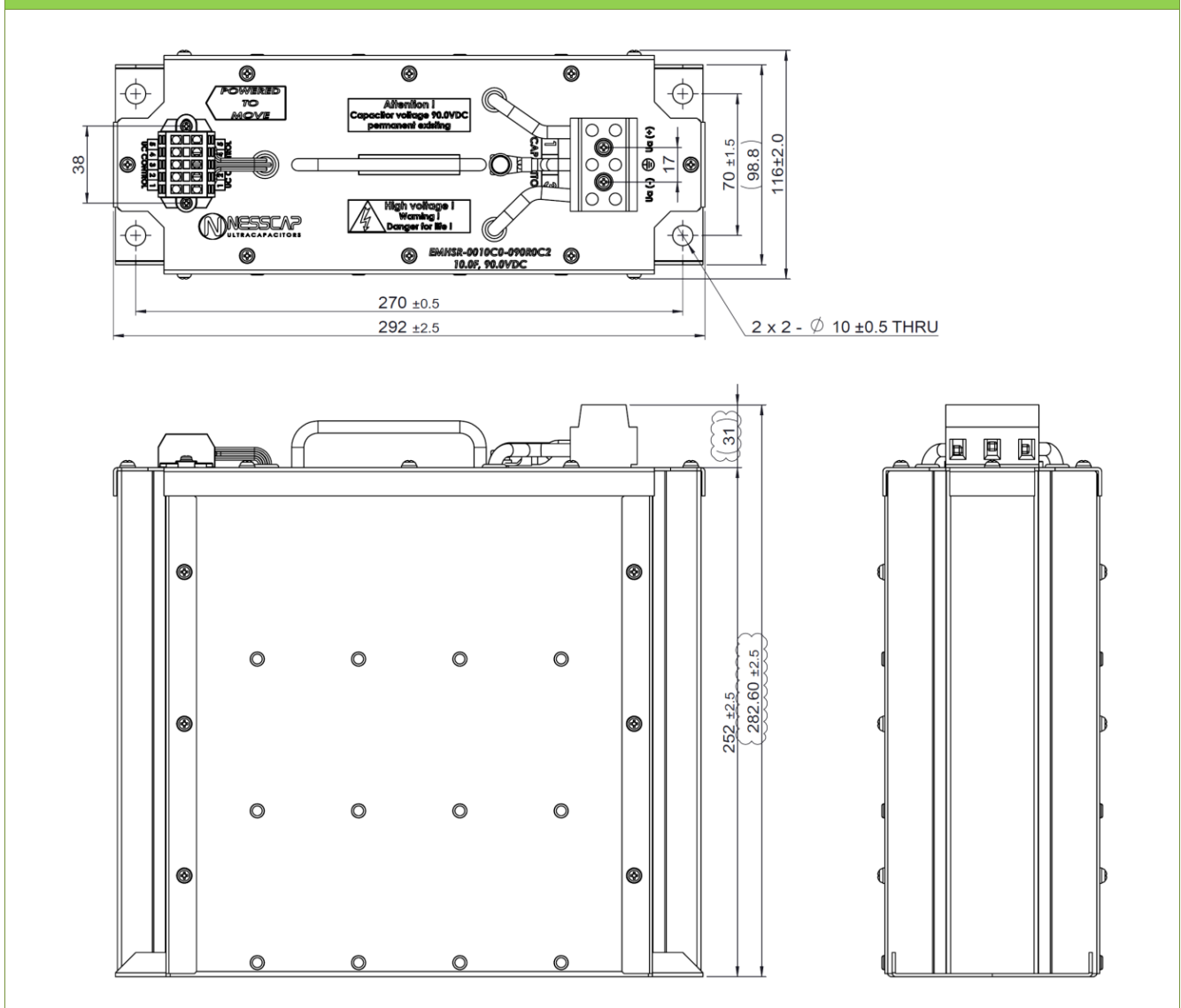
## UMU / MONITORING SPECIFICATIONS

Cell Balancing	Passive single cell balancing
Voltage Monitoring	High and low over-voltage logic signal (5V) via external power source
Temperature Monitoring	High and low over-temperature logic signal (5V) via NTC thermistor
Signal Output	5-pin connector

## SAFETY & ENVIRONMENTAL SPECIFICATIONS

RoHS	Compliant
REACH	Cell-level compliant
UL	Cell-level compliant

## DRAWING



## DIMENSION & WEIGHT

Length (±2.5)	Width (±2.0)	Height (±2.5)	Nominal Weight
292.0 mm	116.0 mm	282.6 mm	6.5 kg

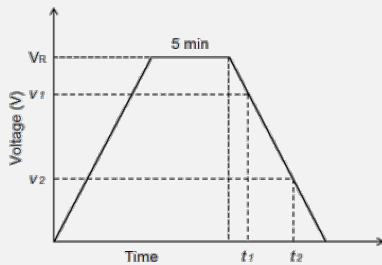
**NOTE**

**1. Surge Voltage**

- > Absolute maximum voltage, non-repetitive. The duration must not exceed 1 second.

**2. Rated Capacitance (Measurement Method)**

- > Constant current charge with 4CV [mA] to  $V_R$ .  
e.g. In case of 90V-10F module,  $4 \times 10 \times 90 = 3,600mA = 3.6A$
- > Constant voltage charge at  $V_R$  for 5 min.
- > Constant current discharge with 4CV [mA] to 4V.

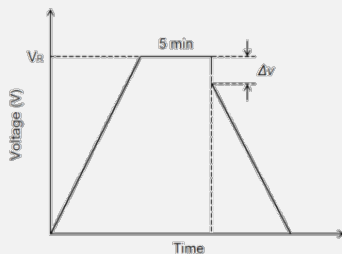


$$C = \frac{I \times (t_2 - t_1)}{v_1 - v_2}$$

- where  $C$  is the capacitance (F);  
 $I$  is the absolute value of the discharge current (A);  
 $v_1$  is the measurement starting voltage,  $0.8 \times V_R$  (V);  
 $v_2$  is the measurement end voltage,  $0.4 \times V_R$  (V);  
 $t_1$  is the time from discharge start to reach  $v_1$  (s);  
 $t_2$  is the time from discharge start to reach  $v_2$  (s);

**3. Initial DC-ESR (Measurement Method)**

- > Constant current charge with 4CV [mA] to  $V_R$ .
- > Constant voltage charge at  $V_R$  for 5 min.
- > Constant current discharge with 40CV [mA] to 60V.  
e.g. In case of 90V-10F module,  $40 \times 10 \times 90 = 36,000mA = 36A$



$$ESR_{DC} = \frac{\Delta v}{I}$$

- where  $ESR_{DC}$  is the DC-ESR ( $\Omega$ );  
 $\Delta v$  is the voltage drop during first 10ms of discharge (V);  
 $I$  is the absolute value of the discharge current (A)

**4. Average**

- > Typical value or percentage spread that may be present in one shipment

**5. Typical Leakage Current**

- > Typical leakage current of the module is the sum of the leakage current of the cell (measured at the rated voltage and at room temperature after 72 hours) and the bypass current created by the balancing circuit.

**6. Maximum Peak Current**

- > Current that can be used for 1-second discharging from the rated voltage to the half-rated voltage under the constant current discharge mode

$$I = \frac{\frac{1}{2}V_R}{\Delta t / C + ESR_{DC}}$$

- where  $I$  is the maximum peak current (A);  
 $V_R$  is the rated voltage (V);  
 $\Delta t$  is the discharge time (sec);  $\Delta t = 1$  sec in this case;  
 $C$  is the rated capacitance (F);  
 $ESR_{DC}$  is the maximum DC-ESR ( $\Omega$ );

- > The stated maximum peak current should **not** be used in normal operation and is only provided as a reference value.

**7. Energy & Power (Based on IEC 62391-2)**

- > Maximum Stored Energy,  $E_{max}$  (Wh) =  $\frac{\frac{1}{2}CV_R^2}{3600}$
- > Gravimetric Specific Energy (Wh/kg) =  $\frac{E_{Max}}{Weight}$
- > Usable Specific Power (W/kg) =  $\frac{0.12V_R^2}{ESR_{DC} \times Weight}$
- > Impedance Match Specific Power (W/kg) =  $\frac{0.25V_R^2}{ESR_{DC} \times Weight}$

**8. DC Life and Cycle Life Test**

- > End-of-Life Conditions:
  - Capacitance: -20% from the minimum rated value
  - DC-ESR: +100% from the maximum specified initial value
- > Capacitance and ESR measurements are taken at  $25 \pm 10^\circ C$

When ordering, please reference the Maxwell Model Number below.

<b>Maxwell Model Number:</b> BMOD0010 P090 B02	<b>Maxwell Part Number:</b> 133734	<b>Nesscap Model Number:</b> EMHSR-0010C0-090R0C1
---	---------------------------------------	--

**Maxwell Technologies, Inc.**  
Global Headquarters  
3888 Calle Fortunada  
San Diego, CA 92123  
USA  
Tel: +1 (858) 503-3300  
Fax: +1 (858) 503-3301

**Maxwell Technologies SA**  
Route de Montena 65  
CH-1728 Rossens  
Switzerland  
Tel: +41 (0)26 411 85 00  
Fax: +41 (0)26 411 85 05

**Maxwell Technologies, GmbH**  
Leopoldstrasse 244  
80807 Munich  
Germany  
Tel: +49 (0)89 4161403 0  
Fax: +49 (0)89 4161403 99

**Maxwell Technologies Shanghai Trading Co., Ltd**  
Room 1005, 1006, 1007  
No. 1898, Gonghexin Road,  
Jing An District, Shanghai  
200072  
P.R. China  
Tel: +86 21 3680 4600  
Fax: +86 21 3680 4699

**Nesscap Co., Ltd.**  
17, Dongtangiheung-ro 681beon-gil,  
Giheung-gu, Yongin-si,  
Gyeonggi-do  
17102  
Republic of Korea  
Tel: +82 31 289 0721  
Fax: +82 31 286 6767

The data in this document 3001966 corresponds to the data in Nesscap document 20170908 Rev5. The information in this document is correct at time of printing and is subject to change without notice. Images are not to scale.

MAXWELL TECHNOLOGIES, MAXWELL, MAXWELL CERTIFIED INTEGRATOR, ENABLING ENERGY'S FUTURE, NESSCAP, BOOSTCAP, D CELL, CONDIS and their respective designs and/or logos are either trademarks or registered trademarks of Maxwell Technologies, Inc., and/or its affiliates, and may not be copied, imitated or used, in whole or in part, without the prior written permission Maxwell Technologies, Inc. All contents copyright © 2017 Maxwell Technologies, Inc. All rights reserved. No portion of these materials may be reproduced in any form, or by any means, without prior written permission from Maxwell Technologies, Inc.

## X-ON Electronics

Largest Supplier of Electrical and Electronic Components

*Click to view similar products for [Supercapacitors](#) / [Ultracapacitors](#) category:*

*Click to view products by [Maxwell](#) manufacturer:*

Other Similar products are found below :

[C-TEC1225 P](#) [LX055105A](#) [SCCY73B407SLBLE](#) [CDCL3000C0-002R85STB](#) [MDCM0058C0-0016R0TBZ](#) [FE0H473ZF](#) [MAL223551012E3](#)  
[MAL223551014E3](#) [MAL223551015E3](#) [MAL223551016E3](#) [MAL223551006E3](#) [MAL223551007E3](#) [MAL223551001E3](#) [MAL223551008E3](#)  
[MAL219612474E3](#) [MAL219632473E3](#) [DRE10/2.5](#) [DRL106S0TI25RRDAP](#) [DRL226S0TK25RR](#) [106DCN2R7M](#) [SCCT30B156SRB](#)  
[SCMR14C474MSBA0](#) [SCMR22C155MSBA0](#) [FT0H225ZF](#) [GW209F](#) [TV1020-3R0605-R](#) [SCCX50B207VSB](#) [PAS0815LS2R5105](#)  
[HVZ0E475NF](#) [SCMR18F105PSBA0](#) [FT0H565ZF](#) [FE0H224ZF](#) [FCS0H473ZFTBR24](#) [SCCT30E156SRB](#) [MAL222090006E3](#)  
[SCCY68B407SSBLE](#) [CPH3225A-2K](#) [SCMT22C505PRBA0](#) [207DCN2R7M](#) [DB5U307W35050HA](#) [DB5U407W35060HA](#) [DGH505Q5R5](#)  
[DGH505Q2R7](#) [DGH705Q2R7](#) [DGH506Q2R7](#) [DGH357Q2R7](#) [DGH335Q2R7](#) [DGH256Q2R7](#) [DGH255Q5R5](#) [DGH207Q2R7](#)