



## Feature

- Width only 17.5mm (1SU)
- 4:1 ultra wide input range
- -40~+85°C wide working temperature
- No minimum load required
- DC output adjustable ( $\pm 10\%$ )
- Cooling by free air convection
- Can be installed on DIN rail TS-35/7.5 or 15
- Protections: Short circuit / Overload / Over voltage / Input reverse polarity / Input under voltage protection
- 4KVdc I/O isolation(Reinforced isolation)
- 3 years warranty

## Applications

- Industrial control system
- Semi-conductor fabrication equipment
- Factory automation
- Electro-mechanical
- Wireless network
- Telecom or datacom system

## Description

DDR-15 series is a 15W DIN Rail type DC-DC converter with main features including DIN rail-type easy installation, ultra slim width (17.5mm), 4: 1 ultra wide input voltage, -40~+85°C wide operating temperature, 4KVdc I/O isolation, adjustable output voltage ( $\pm 10\%$ ) and full protective functions...etc.

This series has two input options: 9~36V / 18~75V and various output options: 3.3V / 5V / 12V / 15V / 24V and can be used for industrial control, security control, communication system and other fields. Suitable applications are DC buck/boost regulator, increasing system insulation level and voltage drop compensation along cable...etc.

## Model Encoding

DDR - 15 G -24

- Output voltage(3.3/5/12/15/24Vdc)
- Input voltage (G: 9~36Vdc, L: 18~75Vdc)
- Rated wattage
- Series name



**SPECIFICATION**

MODEL		DDR-15G-3.3	DDR-15G-5	DDR-15G-12	DDR-15G-15	DDR-15G-24	
OUTPUT	DC VOLTAGE	3.3V	5V	12V	15V	24V	
	RATED CURRENT	3.5A	3A	1.25A	1A	0.63A	
	CURRENT RANGE	0 ~ 3.5A	0 ~ 3A	0 ~ 1.25A	0 ~ 1A	0 ~ 0.63A	
	RATED POWER	11.6W	15W	15W	15W	15W	
	RIPPLE & NOISE (max.) Note.2	50mVp-p	50mVp-p	60mVp-p	75mVp-p	100mVp-p	
	VOLTAGE ADJ. RANGE	3.0 ~ 3.6V	4.5 ~ 5.5V	9 ~ 13.2V	13.5 ~ 16.5V	21.6 ~ 28V	
	VOLTAGE TOLERANCE Note.3	±2.0%	±2.0%	±2.0%	±2.0%	±2.0%	
	LINE REGULATION	±0.5%	±0.5%	±0.5%	±0.5%	±0.5%	
	LOAD REGULATION	±1.5%	±1%	±0.5%	±0.5%	±0.5%	
	SETUP, RISE TIME	120ms, 85ms at full load					
	HOLD UP TIME (Typ.)	G-type: 8ms@24Vdc input					
EXTERNAL CAPACITANCE LOAD (Max.)	3300 μ F	3300 μ F	1200 μ F	1200 μ F	680 μ F		
INPUT	VOLTAGE RANGE Note.4	9 ~ 36Vdc					
	EFFICIENCY (Typ.)	84%	84%	85%	85%	86%	
	DC CURRENT (Typ.)	0.8A /24Vdc					
	INRUSH CURRENT (Typ.)	15A /24Vdc					
PROTECTION	OVERLOAD	110 ~ 150% rated output power Protection type : Hiccup mode, recovers automatically after fault condition is removed					
	OVER VOLTAGE	3.8 ~ 4.7V	5.75 ~ 7V	13.8 ~ 16.2V	17.25 ~ 20.25V	28.8 ~ 32.4V	
		Protection type : Shut down o/p voltage, re-power on to recover					
	REVERSE POLARITY	By internal MOSFET, no damage, recovers automatically after fault condition removed					
	UNDER VOLTAGE LOCKOUT	Power ON ≥9V , OFF ≤8.5V					
ENVIRONMENT	WORKING TEMP.	-40 ~ +85°C (Refer to "Derating Curve")					
	WORKING HUMIDITY	5 ~ 95% RH non-condensing					
	STORAGE TEMP., HUMIDITY	-40 ~ +85°C , 5 ~ 95% RH non-condensing					
	TEMP. COEFFICIENT	±0.03%/°C (0 ~ 60°C )					
	VIBRATION	Component:10 ~ 500Hz, 2G 10min./1cycle, 60min. each along X, Y, Z axes; Mounting: Compliance to IEC60068-2-6					
	OPERATING ALTITUDE	2000 meters					
SAFETY & EMC (Note 5)	SAFETY STANDARDS	IEC 62368-1 (LVD) approved, Design refer to UL508					
	WITHSTAND VOLTAGE	I/P-O/P:4KVdc					
	ISOLATION RESISTANCE	I/P-O/P>100M Ohms / 500Vdc / 25°C / 70% RH					
	EMC EMISSION	Parameter	Standard		Test Level / Note		
		Conducted	EN55032		Class B		
		Radiated	EN55032		Class B		
		Voltage Flicker	EN61000-3-3		----		
	EMC IMMUNITY	EN55024 , EN61000-6-2(EN50082-2)					
		Parameter	Standard		Test Level / Note		
		ESD	EN61000-4-2		Level 3, 8KV air ; Level 3, 6KV contact; criteria A		
		Radiated	EN61000-4-3		Level 3, 10V/m ; criteria A		
		EFT / Burst	EN61000-4-4		Level 3, 2KV ; criteria A		
		Surge	EN61000-4-5		Level 3, 1KV/Line-Line ; criteria A		
		Conducted	EN61000-4-6		Level 3, 10V ; criteria A		
Magnetic Field		EN61000-4-8		Level 4, 30A/m ; criteria A			
OTHERS	MTBF	907K hrs min. MIL-HDBK-217F (25°C)					
	DIMENSION	17.5*90*54.5mm (W*H*D)					
	PACKING	68g; 160pcs/12Kg/1.19CUFT					
NOTE	<p>1. All parameters NOT specially mentioned are measured at 24VDC input, rated load and 25°C of ambient temperature.</p> <p>2. Ripple &amp; noise are measured at 20MHz of bandwidth by using a 12" twisted pair-wire terminated with a 0.1 μ f &amp; 47 μ f parallel capacitor.</p> <p>3. Tolerance : includes set up tolerance, line regulation and load regulation.</p> <p>4. Derating may be needed under low input voltage. Please check the derating curve for more details.</p> <p>5. The power supply is considered as an independent unit, but the final equipment still need to re-confirm that the whole system complies with the EMC directives. For guidance on how to perform these EMC tests, please refer to "EMI testing of component power supplies." (as available on <a href="http://www.meanwell.com">http://www.meanwell.com</a>)</p> <p>6. The ambient temperature derating of 3.5°C/1000m with fanless models and of 5°C/1000m with fan models for operating altitude higher than 2000m(6500ft).</p>						

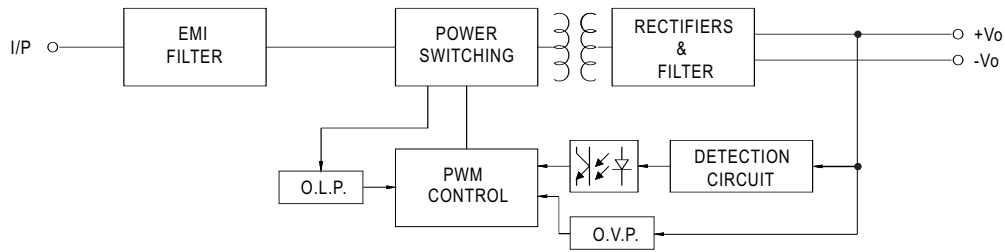


**SPECIFICATION**

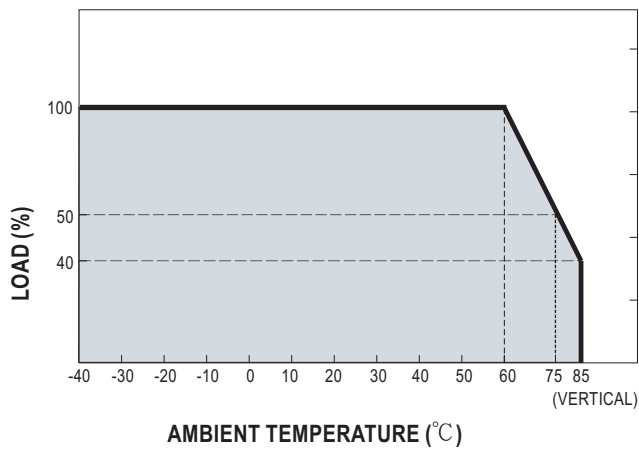
MODEL		DDR-15L-3.3	DDR-15L-5	DDR-15L-12	DDR-15L-15	DDR-15L-24	
OUTPUT	DC VOLTAGE	3.3V	5V	12V	15V	24V	
	RATED CURRENT	4.5A	3A	1.25A	1A	0.63A	
	CURRENT RANGE	0 ~ 4.5A	0 ~ 3A	0 ~ 1.25A	0 ~ 1A	0 ~ 0.63A	
	RATED POWER	15W	15W	15W	15W	15W	
	RIPPLE & NOISE (max.) Note.2	50mVp-p	50mVp-p	60mVp-p	75mVp-p	100mVp-p	
	VOLTAGE ADJ. RANGE	3.0 ~ 3.6V	4.5 ~ 5.5V	9 ~ 13.2V	13.5 ~ 16.5V	26.1 ~ 28V	
	VOLTAGE TOLERANCE Note.3	±2.0%	±2.0%	±2.0%	±2.0%	±2.0%	
	LINE REGULATION	±0.5%	±0.5%	±0.5%	±0.5%	±0.5%	
	LOAD REGULATION	±1.5%	±1%	±0.5%	±0.5%	±0.5%	
	SETUP, RISE TIME	120ms, 85ms at full load					
	HOLD UP TIME (Typ.)	L-type: 16ms@48Vdc input					
EXTERNAL CAPACITANCE LOAD (Max.)	3300 μF	3300 μF	1200 μF	1200 μF	680 μF		
INPUT	VOLTAGE RANGE Note.4	18 ~ 75Vdc					
	EFFICIENCY (Typ.)	84%	85%	86%	86%	87%	
	DC CURRENT (Typ.)	0.4A/48Vdc					
	INRUSH CURRENT (Typ.)	15A/48Vdc					
PROTECTION	OVERLOAD	110 ~ 150% rated output power Protection type : Hiccup mode, recovers automatically after fault condition is removed					
	OVER VOLTAGE	3.8 ~ 4.7V	5.75 ~ 7V	13.8 ~ 16.2V	17.25 ~ 20.25V	28.8 ~ 32.4V	
		Protection type : Shut down o/p voltage, re-power on to recover					
	REVERSE POLARITY	By internal MOSFET, no damage, recovers automatically after fault condition removed					
	UNDER VOLTAGE LOCKOUT	Power ON ≥ 18V, OFF ≤ 17V					
ENVIRONMENT	WORKING TEMP.	-40 ~ +85°C (Refer to "Derating Curve")					
	WORKING HUMIDITY	5 ~ 95% RH non-condensing					
	STORAGE TEMP., HUMIDITY	-40 ~ +85°C, 5 ~ 95% RH non-condensing					
	TEMP. COEFFICIENT	±0.03%/°C (0 ~ 60°C)					
	VIBRATION	Component:10 ~ 500Hz, 2G 10min./1cycle, 60min. each along X, Y, Z axes; Mounting: Compliance to IEC60068-2-6					
	OPERATING ALTITUDE	2000 meters					
SAFETY & EMC (Note 5)	SAFETY STANDARDS	IEC 62368-1 (LVD) approved, Design refer to UL508					
	WITHSTAND VOLTAGE	I/P-O/P:4KVdc					
	ISOLATION RESISTANCE	I/P-O/P>100M Ohms / 500Vdc / 25°C / 70% RH					
	EMC EMISSION	Parameter	Standard		Test Level / Note		
		Conducted	EN55032		Class B		
		Radiated	EN55032		Class B		
		Voltage Flicker	EN61000-3-3		-----		
	EMC IMMUNITY	EN55024 , EN61000-6-2(EN50082-2)					
		Parameter	Standard		Test Level / Note		
		ESD	EN61000-4-2		Level 3, 8KV air ; Level 3, 6KV contact; criteria A		
		Radiated	EN61000-4-3		Level 3, 10V/m ; criteria A		
		EFT / Burst	EN61000-4-4		Level 3, 2KV ; criteria A		
		Surge	EN61000-4-5		Level 3, 1KV/Line-Line ; criteria A		
Conducted		EN61000-4-6		Level 3, 10V ; criteria A			
Magnetic Field		EN61000-4-8		Level 4, 30A/m ; criteria A			
OTHERS	MTBF	907K hrs min. MIL-HDBK-217F (25°C)					
	DIMENSION	17.5*90*54.5mm (W*H*D)					
	PACKING	68g; 160pcs/12Kg/1.19CUFT					
NOTE	<p>1. All parameters NOT specially mentioned are measured at 48VDC input, rated load and 25°C of ambient temperature.</p> <p>2. Ripple &amp; noise are measured at 20MHz of bandwidth by using a 12" twisted pair-wire terminated with a 0.1 μf &amp; 47 μf parallel capacitor.</p> <p>3. Tolerance : includes set up tolerance, line regulation and load regulation.</p> <p>4. Derating may be needed under low input voltage. Please check the derating curve for more details.</p> <p>5. The power supply is considered as an independent unit, but the final equipment still need to re-confirm that the whole system complies with the EMC directives. For guidance on how to perform these EMC tests, please refer to "EMI testing of component power supplies." (as available on <a href="http://www.meanwell.com">http://www.meanwell.com</a>)</p> <p>6. The ambient temperature derating of 3.5°C/1000m with fanless models and of 5°C/1000m with fan models for operating altitude higher than 2000m(6500ft).</p>						

### Block Diagram

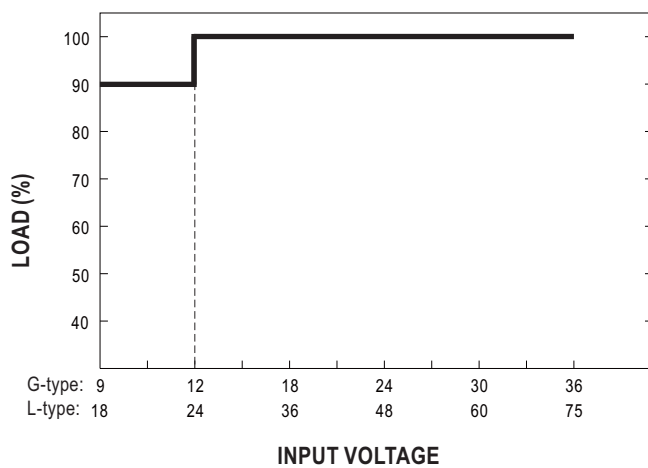
fosc : 100KHz



### Derating Curve

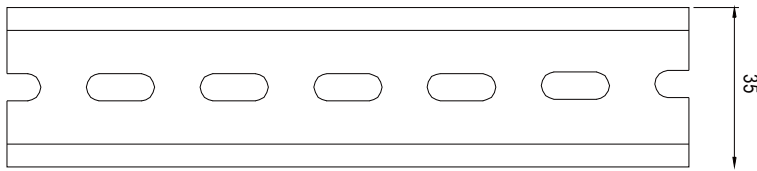
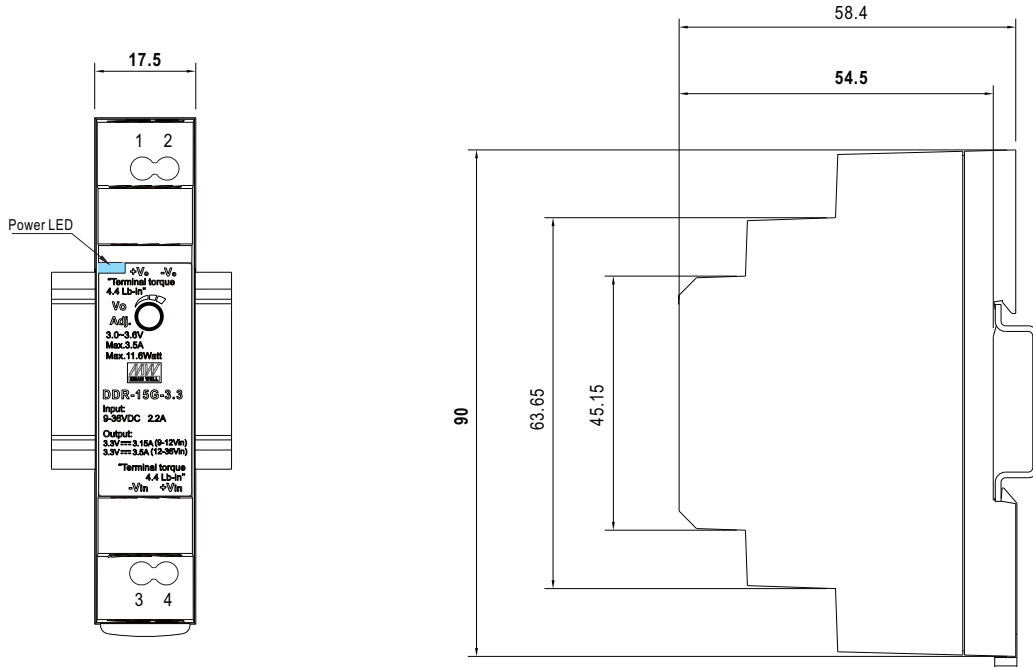


### Output derating VS input voltage



■ Mechanical Specification

(Unit: mm , tolerance  $\pm 0.5\text{mm}$ )



ADMISSIBLE DIN-RAIL: TS35/7.5 OR TS35/15

Terminal Pin No. Assignment

Pin No.	Assignment
1	DC Output +Vo
2	DC Output -Vo
3	DC Input -Vin
4	DC Input +Vin

■ Installation Manual

Please refer to : <http://www.meanwell.com/manual.html>

## X-ON Electronics

Largest Supplier of Electrical and Electronic Components

*Click to view similar products for [Isolated DC/DC Converters](#) category:*

*Click to view products by [Mean Well](#) manufacturer:*

Other Similar products are found below :

[PSL486-7LR](#) [Q48T30020-NBB0](#) [JAHW100Y1](#) [SPB05C-12](#) [SQ24S15033-PS0S](#) [CE-1003](#) [CE-1004](#) [MAU228](#) [J80-0041NL](#) [DFC15U48D15](#)  
[XGS-1205](#) [06322](#) [SPB05B-15](#) [L-DA20](#) [DCG40-5G](#) [XKS-2405](#) [DPA423R](#) [vi-m13-cw-03](#) [VI-L53-CV](#) [24IBX15-50-0ZG](#) [HZZ01204-G](#)  
[SPU02L-09](#) [SPU02M-09](#) [SPU02N-09](#) [QUINT4-BUFFER/24DC/40](#) [QUINT4-CAP/24DC/5/4KJ](#) [73-551-5039I](#) [DFC15U48D15G](#) [SEN-6471-](#)  
[1EM](#) [AHV2815DF/HBB](#) [MI-LC21-IX](#) [PAH-48/8.5-D48NB1-C](#) [BM3020-7A](#) [QRS2050P025K00](#) [CM2320-9EG](#) [SKMW15F-05](#)  
[V300A28H400BF3](#) [TEN 15-1223](#) [TEQ 100-2418WIR](#) [TEQ 160-7218WIR](#) [R05C05TE05S-R](#) [HQA2W085W033V-N07-S](#) [AM1SS-2405SJZ](#)  
[AM2DS-1224SJZ](#) [AM2DS-2405DJZ](#) [AM10SBO-4824SNZ-B](#) [AM15E-2405S-NZ](#) [AM2DS-1212SJZ](#) [AM30SBO-4805SNZ-B](#)  
[LT8301ES5#WTRPBF](#)