




1W DC-DC Unregulated Dual Output Converter

DET01 series



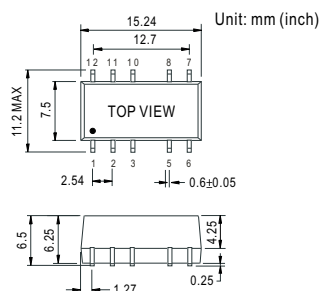
- Features :
 - 3000VDC I/O isolation
 - Internal SMD technology
 - Protection: Short circuit
 - Cooling by free air convection
 - Non-conductive plastic case
 - SMD package styles
 - 100% full load burn-in test
 - Low cost / High reliability
 - Approved: UL / CUL
 - 1 year warranty

SPECIFICATION



MODEL NO.	E0505T-1W	E1205T-1W	E0509T-1W	E1209T-1W	E0512T-1W	E1212T-1W	E0515T-1W	E1215T-1W			
ORDER NO.	DET01L-05	DET01M-05	DET01L-09	DET01M-09	DET01L-12	DET01M-12	DET01L-15	DET01M-15			
OUTPUT	DC OUTPUT VOLTAGE		±5V		±9V		±12V		±15V		
	OUTPUT CURRENT RANGE		±100mA		±56mA		±42mA		±33mA		
	EFFICIENCY		72%	71%	75%	73%	78%	74%	79%	75%	
	RATED POWER		1W								
	RIPPLE & NOISE (max.) Note.2		100mVp-p								
	LINE REGULATION Note.3		±1.2% for 1% input variation								
	LOAD REGULATION Note.4		±8.0%								
	VOLTAGE TOLERANCE		±8.0%								
SWITCHING FREQUENCY(Typ.)		100KHz									
INPUT	VOLTAGE RANGE		4.5 ~ 5.5V	10.8 ~ 13.2V	4.5 ~ 5.5V	10.8 ~ 13.2V	4.5 ~ 5.5V	10.8 ~ 13.2V	4.5 ~ 5.5V	10.8 ~ 13.2V	
	NORMAL VOLTAGE		5V	12V	5V	12V	5V	12V	5V	12V	
	INPUT CURRENT	Full load	280mA	122mA	280mA	122mA	280mA	122mA	280mA	122mA	
		No load	29mA	18mA	29mA	18mA	29mA	18mA	29mA	29mA	
PROTECTION		Fuse recommended									
PROTECTION	OVERLOAD		Momentary							Protection type : Broken	
	SHORT CIRCUIT		Momentary							Protection type : Broken	
ENVIRONMENT	WORKING TEMP.		-40 ~ +85°C (Refer to output load derating curve)								
	WORKING HUMIDITY		20% ~ 90% RH non-condensing								
	STORAGE TEMP., HUMIDITY		-40 ~ +105°C, 10 ~ 95% RH								
	TEMP. COEFFICIENT		±0.03% / °C (0 ~ 50°C)								
VIBRATION		10 ~ 500Hz, 2G 10min./1 cycle, period for 60min. each along X, Y, Z axes									
SAFETY & EMC	SAFETY STANDARDS		UL60950-1, CSA C22.2								
	WITHSTAND VOLTAGE		I/P-O/P: 3KVDC								
	ISOLATION RESISTANCE		I/P-O/P: 100M Ohms / 500VDC / 25°C / 70% RH								
OTHERS	MTBF		500khrs min. MIL-HDBK-217F(25°C)								
	DIMENSION		15.24*7.5*6.5mm or 0.6**0.295**0.24" inch (L*W*H)								
	WEIGHT		1.7g								

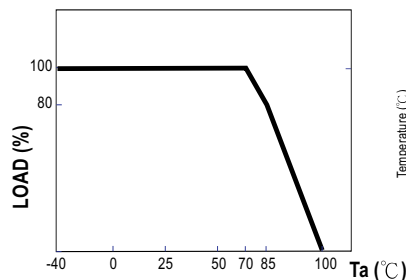
Mechanical Specification



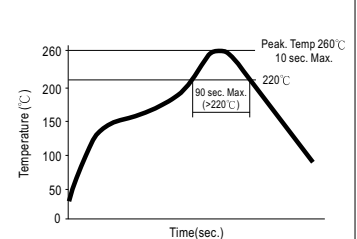
Pin Configuration

Pin No.	Output
1	-Vin
2	+Vin
3	NC
5	COM
6	-Vout
7	NC
8	+Vout
10	NC
11	NC
12	NC

Derating Curve



Reflow Soldering Curve



NOTE

- All parameters are specified at normal input, rated load, 25°C 70% RH. ambient.
- Ripple & noise are measured at 20MHz by using a 12" twisted pair terminated with a 0.1uf & 47uf capacitor.
- Line regulation is measured from low line to high line at rated load.
- Load regulation is measured from 20% to 100% rated load.

X-ON Electronics

Largest Supplier of Electrical and Electronic Components

Click to view similar products for [Isolated DC/DC Converters](#) category:

Click to view products by [Mean Well](#) manufacturer:

Other Similar products are found below :

[ESM6D044440C05AAQ](#) [FMD15.24G](#) [PSL486-7LR](#) [Q48T30020-NBB0](#) [JAHW100Y1](#) [SPB05C-12](#) [SQ24S15033-PS0S](#) [19-130041](#) [CE-1003](#)
[CE-1004](#) [GQ2541-7R](#) [RDS180245](#) [MAU228](#) [J80-0041NL](#) [DFC15U48D15](#) [XGS-0512](#) [XGS-1205](#) [XGS-1212](#) [XGS-2412](#) [XGS-2415](#) [XKS-](#)
[1215](#) [06322](#) [NCT1000N040R050B](#) [SPB05B-15](#) [SPB05C-15](#) [L-DA20](#) [DCG40-5G](#) [QME48T40033-PGB0](#) [XKS-2415](#) [XKS-2412](#) [XKS-2405](#)
[XKS-1212](#) [XKS-1205](#) [XKS-0515](#) [XKS-0505](#) [XGS-2405](#) [XGS-1215](#) [XGS-0515](#) [PS9Z-6RM4](#) [73-551-5038I](#) [AK1601-9RT](#) [VI-R5022-](#)
[EXWW](#) [PSC128-7iR](#) [RPS8-350ATX-XE](#) [DAS1004812](#) [VI-LJ11-iz](#) [PQA30-D24-S24-DH](#) [VI-M5F-CQ](#) [VI-LN2-EW](#) [VI-PJW01-CZY](#)