



■ Features

- Universal AC input / Full range
- 3 pole AC inlet IEC320-C14, Class I power unit
- No load power consumption < 0.3W
- **Energy efficiency level VI**
- Comply with EISA 2007/DoE
- Protections: Short circuit / Overload / Over voltage
- Fully enclosed plastic case
- -20 ~ +70°C working temperature
- LED indicator for power on
- Dual output available (optional)
- ± 16V /+48V also available for video system (optional, order NO. : GP50A58F-R1B)
- 3 years warranty

■ Applications

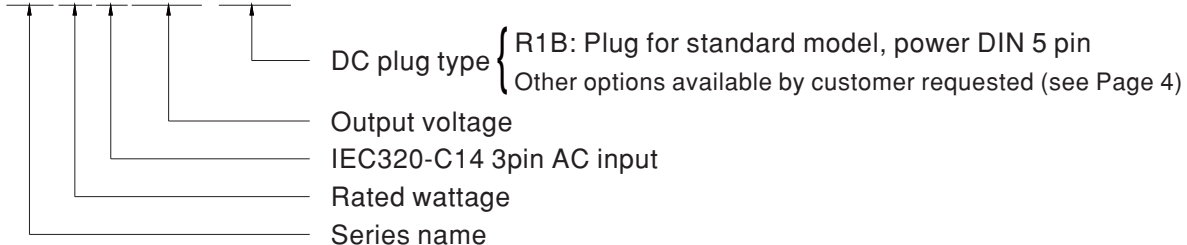
- Consumer electronic devices
- Telecommunication devices
- Office facilities
- Industrial equipments

■ Description

GP50A is a 50W triple-output desktop type green adaptor series, complying with the mandatory energy saving standard USA EISA 2007/DoE (Level VI). Adopting Class I design and utilizing the standard inlet IEC320-C14, it is designed with FG and uses the 94V-0 flame retardant plastic enclosure, which can effectively prevent electric shock hazards. This series operates from 90~264VAC and offers three models with the output voltage sets +5V/+12V/-5V, +5V/+12V/-12V, +5V/+15V/-15V and can option +16V/+48V/-16V. Its supreme advantages includes the less-than-0.3W no load power consumption, the capability of working under -20~+70°C ambient temperature, complete protection functions and three-year warranty and the compliance to the international safety certification such as CB, TUV, UL, CE and FCC. GP50A is a multiple-output green adaptor with high safety, high reliability and high quality.

■ Model Encoding

GP50 A 13A -R1B

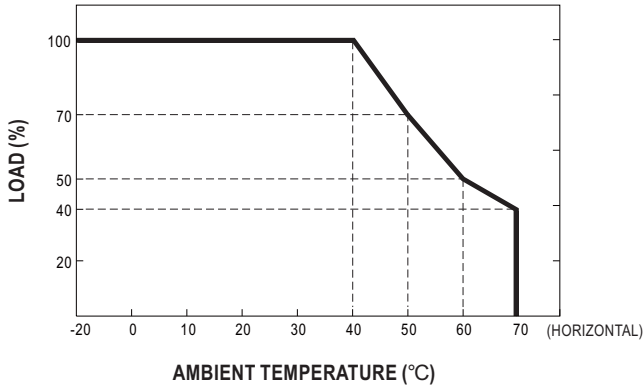




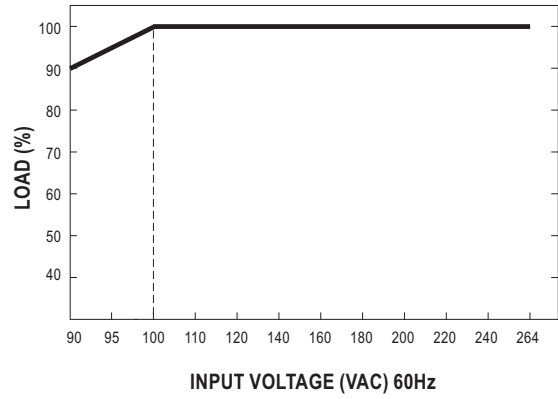
SPECIFICATION

ORDER NO.	GP50A13A-R1B	GP50A13D-R1B	GP50A14E-R1B	GP50A58F-R1B (option)	
OUTPUT	SAFETY MODEL NO.	GP50A13A	GP50A13D	GP50A14E	GP50A58F
	DC VOLTAGE Note.2	5V 12V -5V	5V 12V -12V	5V 15V -15V	16V 48V -16V
	RATED SET CURRENT	4A 2A 0.5A	4A 2A 0.5A	4A 1.5A 0.5A	2A 0.15A 2A
	CURRENT RANGE	0 ~ 4.0A 0.3 ~ 2.0A 0.1 ~ 0.5A	0 ~ 4.0A 0.3 ~ 2.0A 0.1 ~ 0.5A	0 ~ 4.0A 0.3 ~ 1.5A 0.1 ~ 0.5A	0.4 ~ 2.0A 30mA ~ 150mA 0.4 ~ 2.0A
	RATED POWER	46.5W	50W	50W	71.2W
	RIPPLE & NOISE (max.) Note.3	50mVp-p 100mVp-p 100mVp-p	50mVp-p 150mVp-p 100mVp-p	50mVp-p 150mVp-p 150mVp-p	180mVp-p 180mVp-p 180mVp-p
	VOLTAGE TOLERANCE Note.4	±5.0% ±3.0% -5% ~ +10%	±5.0% ±3.0% -5% ~ +8%	±5.0% ±3.0% -5% ~ +15%	±5.0% -5% ~ +10% -5% ~ +10%
	LINE REGULATION Note.5	±1.0% ±1.0% ±1.0%	±1.0% ±1.0% ±1.0%	±1.0% ±1.0% ±1.0%	±1.0% ±1.0% ±1.0%
	LOAD REGULATION Note.6	±5.0% ±3.0% ±5.0%	±5.0% ±3.0% ±5.0%	±5.0% ±3.0% ±5.0%	±5.0% ±5.0% ±5.0%
	SETUP, RISE, HOLD UP TIME	1500ms, 50ms, 20ms / 230VAC 2500ms, 50ms, 16ms / 115VAC at full load			
INPUT	VOLTAGE RANGE Note.7	90 ~ 264VAC 135 ~ 370VDC			
	FREQUENCY RANGE	47 ~ 63Hz			
	EFFICIENCY (Typ.)	83.5%	84%	84.5%	86%
	AC CURRENT	1.6A / 100VAC 0.8A / 230VAC			
	INRUSH CURRENT (max.)	Cold start 35A/115VAC 65A / 230VAC			
	LEAKAGE CURRENT (max.)	0.75mA / 240VAC			
PROTECTION	OVERLOAD	120 ~ 200% rated output power Protection type : Hiccup mode, recovers automatically after fault condition is removed			
	OVER VOLTAGE	Protection type : Clamp by zener diode, output short			
ENVIRONMENT	WORKING TEMP.	-20 ~ +70°C (Refer to "Derating Curve")			
	WORKING HUMIDITY	20% ~ 90% RH non-condensing			
	STORAGE TEMP., HUMIDITY	-20 ~ +85°C, 10 ~ 95% RH non-condensing			
	TEMP. COEFFICIENT	±0.03% / °C (0 ~ 40°C)			
	VIBRATION	10 ~ 500Hz, 2G 10min./1cycle, period for 60min. each along X, Y, Z axes			
SAFETY & EMC (Note. 8)	SAFETY STANDARDS	IEC62368-1, UL62368-1, CSA22.2, BS EN/EN62368-1(Except for GP50A58F-R1B), EAC TP TC 004 approved			
	WITHSTAND VOLTAGE	I/P-O/P:4242VDC, I/P-FG:2121VDC			
	ISOLATION RESISTANCE	I/P-O/P,I/P-FG:100M Ohms / 500VDC / 25°C / 70% RH			
	EMC EMISSION	Parameter	Standard	Test Level / Note	
		Conducted emission	BS EN/EN55032(CISPR32),FCC PART 15 / CISPR22, CAN ICES-3(B)/NMB-3(B)	Class B	
		Radiated emission	BS EN/EN55032(CISPR32),FCC PART 15 / CISPR22, CAN ICES-3(B)/NMB-3(B)	Class B	
		Harmonic current	BS EN/EN61000-3-2	Class A	
		Voltage flicker	BS EN/EN61000-3-3	-----	
	EMC IMMUNITY	Parameter	Standard	Test Level / Note	
		ESD	BS EN/EN61000-4-2	Level 3, 8KV air; Level 2, 4KV contact	
RF field susceptibility		BS EN/EN61000-4-3	Level 2, 3V/m		
EFT bursts		BS EN/EN61000-4-4	Level 2, 1KV		
Surge susceptibility		BS EN/EN61000-4-5	Level 3, 1KV/L-N, 2KV/L,N-PE		
Conducted susceptibility		BS EN/EN61000-4-6	Level 2, 3V		
Voltage dips, interruption		BS EN/EN61000-4-11	>95% dip 0.5 periods, 30% dip 25 periods, >95% interruptions 250 periods		
OTHERS	LIFE	3 years : 100% load 40°C, 8hours/day			
	MTBF	280K hrs min. MIL-HDBK-217F (25°C)			
	DIMENSION	146*75.5*43mm (L*W*H)			
	PACKING	0.55kg; 36pcs / 21kg / CARTON			
CONNECTOR	PLUG	See page 4			
	CABLE	See page 4			
NOTE	<p>1.All parameters are specified at 230VAC input, rated load, 25°C 70% RH ambient.</p> <p>2.DC voltage: The output voltage set at point measure by plug terminal & 50% load.</p> <p>3.Ripple & noise are measured at 20MHz by using a 12" twisted pair terminated with a 0.1µf & 47µf capacitor.</p> <p>4.Tolerance: includes set up tolerance, line regulation, load regulation.</p> <p>5.Line regulation is measured from low line to high line at rated load.</p> <p>6.When measured between the light load (20% of rated load) and full load, the load regulation is within ±5% whereas the cross regulation is within ±15%.</p> <p>7.Derating may be needed under low input voltages. Please check the static characteristics for more details.</p> <p>8.The power supply is considered as an independent unit, but the final equipment still need to re-confirm that the whole system complies with the EMC directives. For guidance on how to perform these EMC tests, please refer to "EMI testing of component power supplies." (as available on http://www.meanwell.com)</p> <p>※ Product Liability Disclaimer : For detailed information, please refer to https://www.meanwell.com/serviceDisclaimer.aspx</p>				

Derating Curve

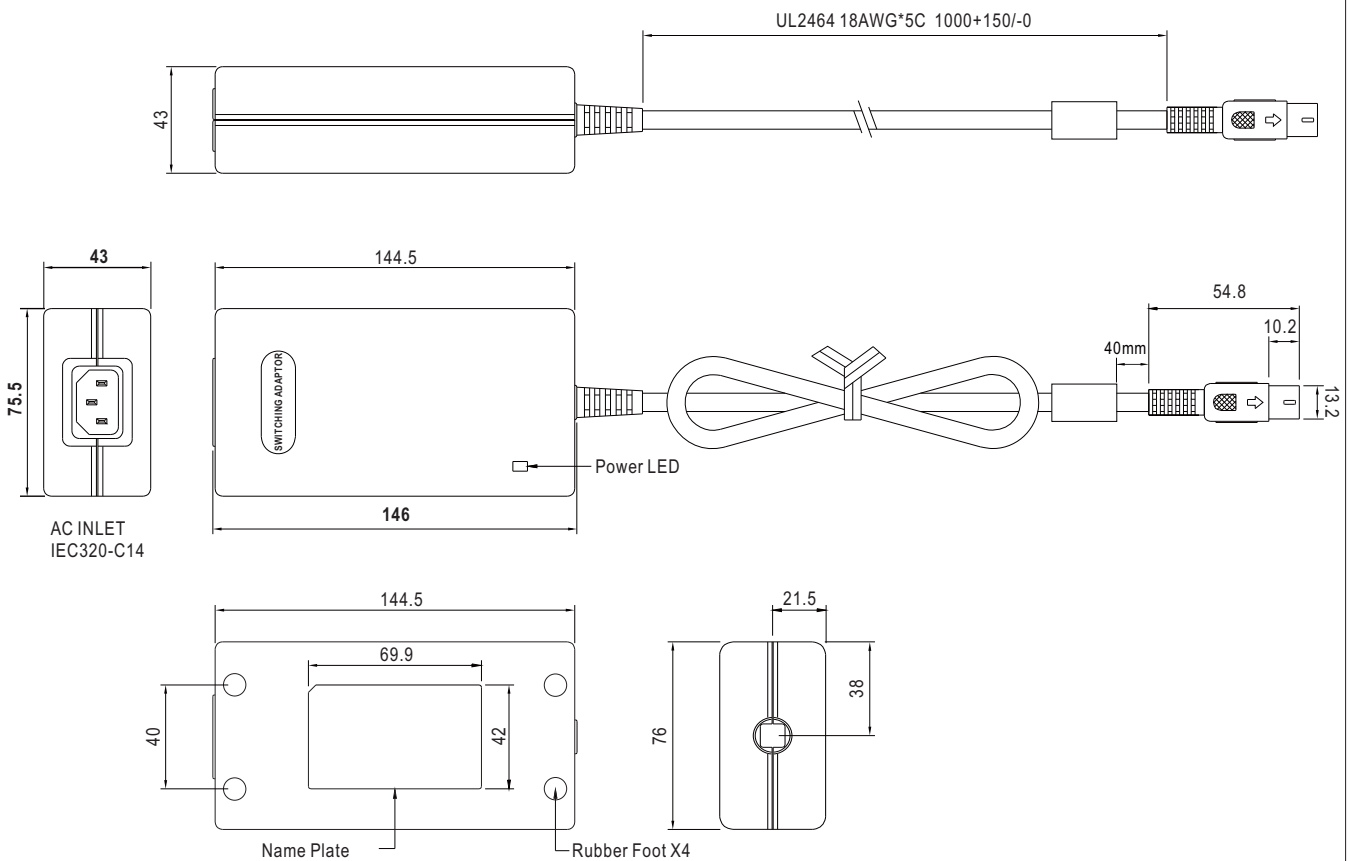


Static Characteristics



Mechanical Specification

Unit:mm



■ DC output plug

☉ Standard plug: R1B

DIN 5 Pin (male)	Type No.	Pin Assignment	
		PIN No.	Output
	R1B	1	COM
		2	COM
		3	+5VDC
		4	-Vout
		5	+Vout

☉ Optional DC plug:

Stripped and tinned leads	Type No.	Pin Assignment	
		PIN No.	Output
	by customer	1(Black)	COM
		2(Blue)	COM
		3(Red)	+5VDC
		4(White)	-Vout
		5(Yellow)	+Vout
		FG(Drain Wire)	FG

■ Installation Manual

Please refer to : <http://www.meanwell.com/manual.html>

X-ON Electronics

Largest Supplier of Electrical and Electronic Components

Click to view similar products for [Desktop AC Adapters](#) category:

Click to view products by [Mean Well](#) manufacturer:

Other Similar products are found below :

[212A2136](#) [ADP485-01](#) [SWA-1202](#) [SWA-1501](#) [212A2220](#) [KR8-PS01](#) [1894875](#) [FWE050024B-10A](#) [820A4080G](#) [825A0057-03](#) [SWA-1704W](#) [AD5012N2LM-\(401\)](#) [TRH21A120-49E03-Level-VI](#) [FWE050012B-10A](#) [AC-DC ADAPTER 90W w/ Cable](#) [FWA065024A-11A](#) [PSA120U-560L6](#) [96PSA-A63W18V1-M](#) [1895235](#) [PW-C0725-W2-B](#) [57-U1](#) [57-U2](#) [SED80N2-16.0](#) [SED80N3-16.0](#) [RFQ43442-01](#) [YS50-1903150](#) [50966124050E](#) [MEA-045AA2C](#) [K-A](#) [PCM50UT04](#) [PCM50UT05](#) [CPSUNOTAKY-07056](#) [CPSUNOTAKY-07168](#) [CPSUNOTAKY-07169](#) [CPSUNOTAKY-07234](#) [CPSUNOTAKY-07236](#) [CPSUNOTAKY-07288](#) [CPSUNOTAKY-07312](#) [CPSUNOTAKY-07342](#) [CPSUNOTAKY-07387](#) [CPSUNOTAKY-07388](#) [TE30A0503F01](#) [TE30A4803F01](#) [TE40A2403F01](#) [TE40A2403N01](#) [ME30A1803N01](#) [ME30A4803F01](#) [ME40A1203N01](#) [ME40A2403N01](#) [MENT1150A2451F01](#) [125530040F](#)