







June  
2020

*Your Reliable Power Partner*  
Standard LED Driver Manufacturer

# INDEX

 : Premium series  
 : The best cost-performance series  
 C.P : Constant Power Mode  
 C.C : Constant Current Mode  
 C.V : Constant Voltage Mode

Plastic Case (Non PFC)		
AP	C.V mode APV-08/12/16/25/35 APV-08E/12E/16E	6~8
	C.C mode APC-08/12/16/25/35 APC-08E/12E/16E	
LP	C.V mode LPL-18, LPH-18, LPVL-150 LPV-20/35/60/100/150	9~12
	C.C mode LPHC-18 LPC-20/35/60/100/150	


Plastic Case (with PFC+Cable)		
NPF 	C.V+C.C mode NPF-40/60/90/120(D)	14
LPF	C.V+C.C mode LPF-16(D)/25(D)/40(D) LPF-60(D)/90(D)	15~16
	LPFH-60(D)	
PWM 	C.V mode. PWM style output PWM-40/60(DA)/90(DA) PWM-120(DA)/200(DA) PWM-60/120/200BLE	17~18
	C.V mode PWM style output PWM-60/120/200KN	
ODLV	C.V mode. PWM style output ODLV-45(A)/65(A)	19
ODLC	C.C mode ODLC-45(A)/65(A) ODLC-45(DA)/65(DA)	20
	PLD	
PCD	C.C mode. AC Phase-cut Dim PCD-16/25/40/60	22
PLN	C.C mode PLN-20/30/45/60	23
	C.V+C.C mode PLN-100	
HLN	C.V+C.C mode HLN-40H/60H/80H	24
OWA	C.V+C.C mode OWA-60/90/120 E/U	25


GSV	C.V mode. GSV30/60	26
-----	-----------------------	----


## Plastic Case with Terminal Block (with PFC)

SLD	C.V+C.C mode SLD-50/80	28
LDC	C.P mode LDC-35(DA)/55(DA)/80(DA)	29
LCM	C.C mode LCM-25/40/60(DA/BLE) LCM-40EO/60EO	30~31
	LCM-40UDA/60UDA LCM-40UEO/60UEO	
LCM-KN	C.C mode. KNX LED Driver LCM-25/40/60-KN	32
IDLV	C.V mode. PWM style output IDLV-25/45/65(A)	33
IDLC	C.C mode IDLC-25/45/65(A), IDLC-45/65-DA	34
PLM(-E)	C.C mode PLM-12/25(E)	35~36
PLC	C.C mode PLC-30/45/60	37
	C.V+C.C mode PLC-100	

## Metal Case (with PFC)

XLG 	C.P mode XLG-25/50/75/100(I) XLG-150/200/240(I)	39~41
	C.V+C.C mode ELG-75/100/150/200 ELG-240/300	
ELG-C	C.C mode ELG-75/100/150/200-C ELG-240-C ELGT-150-C(class II)	45~47
ELGC	C.P mode ELGC-300	47

HLG 	C.V+C.C mode HLG-40/60H	49~53
	HLG-80/100/120H	
	HLG-150/185/240H HLG-320/480/600H	

HLG-C 	C.C mode HLG-60/80/120H-C HLG-185/240H-C HLG-320/480H-C	54~56
---	--	-------


HVG	C.V+C.C mode HVG-65/100 HVG-150/240 HVG-320/480	57~59
-----	--	-------

HVGC	C.C mode HVGC-65/100/150 HVGC-240/320	60~63
	C.P mode HVGC-480/650 HVGC-1000	

FDL	C.C mode FDL-65	64
	C.P mode FDLC-80/100	
	FDHC-100	

## Circular Metal Case (with PFC)

XBG	C.P mode XBG-100/160/240	67
-----	-----------------------------	----

HBG 	C.C mode HBG-60/100(DA)	68~69
	C.V+C.C mode HBG-160(DA)/200(DA)/240(DA)	

HBGC	C.P mode HBGC-300	70
------	----------------------	----

## Metal Case

ERP	C.V mode ERP-200/350(Non PFC) ERPF-400	71
-----	--	----

# New Products Overview

## PCB Type (with PFC)


HBG-P	C.C mode HBG-60P/100P(DA) C.V+C.C mode HBG-160P(DA)/240P	73
IDPV	C.V mode PWM style output IDPV-25(A)/45(A)/65(A)	74
IDPC	C.C mode IDPC-25(A)/45(A)/65(A) IDPC-45/65-DA	75
PLP	C.C mode PLP-30/45/60	76
HLP	C.C mode HLP-40H/60H/80H	77

## DC-DC LED Driver

	C.C mode LDH-25, LDH-45 (DA), LDH-65	
DC-DC LED Driver	LDD-300~1500L LDD-300~1500H LDB-300~600L LDD-350~1400H-DA	79-83

## Accessory & Controller

	SPD-10-320S, SPD-10S, SPD-20/20HP	84
	ICL-16R/L Inrush current limiter	
	PIR-045 Motion sensor	85~86
	DAP-04(S01) DALI to PWM converter	
	SDP-001 Smart Timer Dimming programmer	87
	DLP-04/ WPD-06/ 06SWT	88



	LCM-25/40/60KN PWM-60/120/200KN KDA-64 /KAA	91~92
	KNX-20E-640 KNX-40E-1280	
KNX System Component	KSI-01U KSR-01IP KSC-01L	93

<b>Comparison Chart</b>	94~96
<b>Certification Chart</b>	97-99
<b>Solutions</b>	100
<b>Selection Guide</b>	101
<b>Media Kit</b>	102
<b>Powered by MEAN WELL</b>	103
<b>Waterproof Connector</b>	104

Page 28~29

## LDC/SLD Series

LDC Series 35/55/80W  
SLD Series 50/80W  
Linear and Slim LED Driver

- Constant power mode design
- Wide output current range adjustable
- Flicker free design
- Support for C.V or C.C application

### APPLICATIONS

Signage & Backlight  
Linear luminaire  
Troffer light  
Trunking light  
Triple-proof light  
Linear Bay light



Page 17/30

## PWM-IoT SERIES 60/120/200W

## LCM-IoT SERIES 25/40/60W

- Constant Voltage output (PWM series)
- Constant Current Output (LCM series)
- Class II/2 design ,without FG.
- Fully potted design with IP67.(PWM series)
- Multiple Dimming functions: 3 in 1/DALI 2.0/ Push DIM/KNX Bluetooth Mesh/EnOcean.
- Built-in 12V/50mA aux. power for intelligent controllers(LCM series)
- Synchronization control up to 10 units (LCM Series)

### APPLICATIONS

Signage & Backlight  
Cove lighting  
Decoration lighting  
Commercial lighting  
Troffer lighting



Page 63

## HVGC SERIES

1000W  
Metal Case with PFC

- Wide input range 180 ~ 528VAC
- Constant Power mode output
- Metal housing with Class I design
- Built-in active PFC function
- IP67 design for indoor or outdoor installations
- Design with Auxiliary DC output

### APPLICATIONS

Stadium lighting  
High-bay lighting  
LED fishing lamp  
LED Horticulture lighting



Page 67

## XBG SERIES

100/160/240W  
Metal Case with PFC

- Constant Power Mode design
- Built-in active PFC function
- Patented metal housing design with IP67
- AC input cable with connector for flexible application
- 5 years warranty

### APPLICATIONS

LED bay lighting  
LED stage lighting  
LED spot lighting  
Explosion-proof lighting  
Type HL LED driver for class I division 2.





# Quick Selection Map

AC/DC

AC/DC

Plastic Case

NON-PFC

C.V

C.C

PFC

C.V

C.C  
or  
C.V+C.C

Series	Dimension (Lx Wx H)	Page
APV-8	60x 30x 23.5 mm	6
APV-12/16	77x 40x 29 mm	
APV-25/35	84x 57x 29.5 mm	

Series	Dimension (Lx Wx H)	Page
APV-8E	60x 30x 23.5 mm	8
APV-12E/16E	77x 40x 29 mm	

Series	Dimension (Lx Wx H)	Page
LPL-18, LPH-18	140x 30x 22 mm	9~10
LPV-20	118x 35x 26 mm	
LPV-35	148x 40x 30 mm	
LPV-60	162.5x 42.5x 32 mm	
LPV-100	190x 52x 37 mm	
LPV-150	191x 63x 37.5 mm	
LPVL-150	191x 63x 37.5 mm	

Series	Dimension (Lx Wx H)	Page
APC-8(E)	60x 30x 23.5 mm	7~8
APC-12/16(E)	77x 40x 29 mm	
APC-25/35	84x 57x 29.5 mm	

Series	Dimension (Lx Wx H)	Page
LPHC-18	140x 30x 22 mm	11~12
LPC-20	118x 35x 26 mm	
LPC-35	148x 40x 30 mm	
LPC-60	162.5x 42.5x 32 mm	
LPC-100	190x 52x 37 mm	
LPC-150	191x 63x 37.5 mm	

Series	Dimension (Lx Wx H)	Page
OWA-60E/U	130x 53x 35 mm	25

Series	Dimension (Lx Wx H)	Page
IDLV-25(A)	110x 75x 22 mm	33
IDLV-45(A)	120 x 75 x 25 mm	
IDLV-65(A)	130 x 75 x 25 mm	

Series	Dimension (Lx Wx H)	Page
ODLV-45(A)	111x 77x 28.5 mm	19
ODLV-65(A)	121x 77x 28.5 mm	

Series	Dimension (Lx Wx H)	Page
PWM-40/60(DA)	150x 53x 35 mm	17~18
PWM-90(DA)	171x 63x 37.5 mm	
PWM-120(DA)	191x 63x 37.5 mm	
PWM-200(DA)	195x 68x 39.5 mm	
PWM-200(DA) <b>NEW</b>	195x 68x 39.5 mm	

Series	Dimension (Lx Wx H)	Page
PWM-60KN <b>NEW</b>	150x 53x 35 mm	17~18
PWM-120KN <b>NEW</b>	191x 63x 37.5 mm	
PWM-200KN <b>NEW</b>	195x 68x 39.5 mm	

Series	Dimension (Lx Wx H)	Page
GSV30/60 <b>NEW</b>	75.5x 32x 47.5 mm	26

## Input and output with cable

Series	Dimension (Lx Wx H)	Page
NPF-40/60(D)	150x 53x 35 mm	14
NPF-90(D)	171x 63x 37.5 mm	
NPF-120(D)	191x 63x 37.5 mm	

Series	Dimension (Lx Wx H)	Page
LPF-16/25(D)	148x 40x 32 mm	15~16
LPF-40/60(D)	162.5x 43x 32 mm	
LPFH-60(D)	161x 61x 36 mm	
LPF-90(D)	161x 61x 36 mm	

Series	Dimension (Lx Wx H)	Page
ODLC-45(A)	111x 77x 28.5 mm	20
ODLC-45DA	111x 77x 28.5 mm	
ODLC-65(A)	121x 77x 28.5 mm	
ODLC-65DA	121x 77x 28.5 mm	

Series	Dimension (Lx Wx H)	Page
OWA-90E/U	171x 63x 37.5 mm	25
OWA-120E/U	191x 63x 37.5 mm	

Series	Dimension (Lx Wx H)	Page
PLD-16/25	84x 57x 29.5 mm	21
PLD-40/60	128x 60x 31.5 mm	

Series	Dimension (Lx Wx H)	Page
PCD-16/25	84x 57x 29.5 mm	22
PCD-40/60	128x 60x 31.5 mm	

C.P: Constant Power Mode  
C.C: Constant Current Mode  
C.V: Constant Voltage Mode

➔ Continuous



# Quick Selection Map

AC/DC

AC/DC

Plastic Case

PFC

C.C  
or  
C.V+C.C



Metal Case

PFC

C.V+C.C



Metal Case

PFC

C.C or C.P



C.P: Constant Power Mode  
C.C: Constant Current Mode  
C.V: Constant Voltage Mode

## Input and output with cable

	Series	Dimension (Lx Wx H)	Page
100W C.V+C.C	PLN-20	148.5x 38.5x 28 mm	23
	PLN-30	145x 47x 30 mm	
	PLN-45/60	181x 61.5x 35 mm	
	PLN-100	200x 70.5x 35 mm	
C.V+C.C	HLN-40H/60H	161x 61.5x 35 mm	24
	HLN-80H	181x 61.5x 35 mm	
	Series	Dimension (Dx H)	Page
	HBG-60	φ110x 60.5	68

## Input and output with terminal block

	Series	Dimension (Lx Wx H)	Page
	SLD-50	280x 30x 16.8mm	28
	SLD-80	320x 30x 16.8mm	
	IDLC-25(A)	110x 75x 22	34
	IDLC-45(A)	120x 75x 25 mm	
	IDLC-45-DA		
	IDLC-65(A)	130x 75x 25 mm	
	IDLC-65-DA		
	Series	Dimension (Lx Wx H)	Page
	PLM-12/25(E)	145x 38x 22 mm	35~36
	LCM-25(DA/BLE/KN)	105x 68x 23 mm	30~32
	LCM-40/60(DA/BLE/KN)	123.5x 81.5x 23 mm	
	LCM-40EO/60EO		
	LCM-40U/60U(DA)	123.5x 81.5x 23 mm	
	LCM-40UEO/60UEO		
100W C.V+C.C	Series	Dimension (Lx Wx H)	Page
	PLC-30	160x 46x 30 mm	37
	PLC-45/60	181.5x 62x 35 mm	
PLC-100	200.5x 69.5x 35 mm		

	Series	Dimension (Lx Wx H)	Page
	ELG-75(DA)	180x 63x 35.5 mm	42~44
	ELG-100(DA)	199x 63x 35.5 mm	
	ELG-150(DA)	219x 63x 35.5 mm	
	ELG-200(DA)	244x 71x 37.5 mm	
	ELG-240(DA)	246x 77x 39.5 mm	

	Series	Dimension (Lx Wx H)	Page
	HLG-40H/60H	171x 61.5x 36.8 mm	49~53
	HLG-80H	195.6x 61.5x 38.8 mm	
	HLG-100H/120H	220x 68x 38.8 mm	
	HLG-150H/185H	228x 68x 38.8 mm	
	HLG-240H	244.2x 68x 38.8 mm	
	HLG-320H	252x 90x 43.8 mm	
	HLG-480H	262x 125x 43.8 mm	
	HLG-600H	280x 144x 48.5 mm	

	Series	Dimension (Lx Wx H)	Page
	HVG-65	189x 61.5x 36.8 mm	57~59
	HVG-100	236x 68x 38.8 mm	
	HVG-150	245x 68x 38.8 mm	
	HVG-240	254.2x 68x 38.8 mm	
	HVG-320	262x 90x 43.8 mm	
	HVG-480	262x 125x 43.8 mm	

	Series	Dimension (Dx H)	Page
	HBG-100(DA)	φ130x 66.5 mm	68~69
	HBG-160(DA)	φ151.68x 66.5	
	HBG-200(DA)		
	HBG-240(DA)	φ191.5x 69	

	Series	Dimension (Lx Wx H)	Page
C.V	ERP-200(NON PFC)	220x 110x 40 mm	71
	ERP-350(NON PFC)	220.4x 130x 48 mm	
	ERPF-400		

	Series	Dimension (Lx Wx H)	Page
	XLG-25/50	105x 63x 30 mm	39

	Series	Dimension (Lx Wx H)	Page
DC 12V/24V Available	XLG-75/100	140x 63x 30 mm	40~41
	XLG-150	180x 63x 35 mm	
	XLG-200	199x 63x 35 mm	
	XLG-240	219x 63x 30 mm	

# Quick Selection Map

AC/DC

AC/DC

Metal Case

PFC

C.C or C.P

PCB Type

PFC

C.V

C.C

Series	Dimension (Lx Wx H)	Page
ELG-75-C(DA)	180x 63x 35.5 mm	45~47
ELG-100-C(DA)	199x 63x 35.5 mm	
ELG-150-C(DA)	219x 63x 35.5 mm	
ELGT-150-C		
ELG-200-C(DA)	244x 71x 37.5 mm	
ELG-240-C(DA)	246x 77x 39.5 mm	
ELGC-300(DA)		

Series	Dimension (Lx Wx H)	Page
HLG-60H-C	171x 61.5x 36.8 mm	54~56
HLG-80H-C	195.6x 61.5x 38.8 mm	
HLG-120H-C	220x 68x 38.8 mm	
HLG-185H-C	228x 68x 38.8 mm	
HLG-240H-C	244.2x 68x 38.8 mm	
HLG-320H-C(DA)	252x 90x 43.8 mm	
HLG-480H-C	262x 125x 43.8 mm	

Series	Dimension (Lx Wx H)	Page
HVGC-65	189x 61.5x 36.8 mm	60~63
HVGC-100	236x 68x 38.8 mm	
HVGC-150	245x 68x 38.8 mm	
HVGC-240	254.2x 68x 38.8 mm	
HVGC-320	262x 90x 43.8 mm	
HVGC-480(DA)	262x 125x 43.8 mm	
HVGC-650(DA)	280x 144x 48.5mm	
HVGC-1000(DA)	310x 144x 48.5mm	

Series	Dimension (Lx Wx H)	Page
FDL-65	151x 53x 31.5 mm	64
FDLC-80	151x 53x 31.5 mm	
FDLC-100	175x 53x 31.5 mm	
FDHC-100		

Series	Dimension (Dx H)	Page
XBG-100	NEW $\phi$ 151.5x 60 mm	67
XBG-160	$\phi$ 130x 56 mm	
XBG-240	NEW $\phi$ 191x 63 mm	

Series	Dimension (Dx H)	Page
HBGC-300(ADA)	NEW $\phi$ 191.5x 69 mm	70

Series	Dimension (Lx Wx H)	Page
LDC-35(DA)	280x 30x 21 mm	29
LDC-55(DA)	320x 30x 21 mm	
LDC-80(DA)	360x 30x 21 mm	

Series	Dimension (Lx Wx H)	Page
IDPV-25(A)	114.5x 72.5x 20 mm	74
IDPV-45(A)	120 x 66.5 x 20.5 mm	
IDPV-65(A)	130 x 67.5 x 20.5 mm	

Series	Dimension (Dx H)	Page
HBG-60-P	$\phi$ 99x 26	73
HBG-100P(DA)	$\phi$ 104x 34	
HBG-160P(DA)	$\phi$ 124.6x 34	
HBG-240P	$\phi$ 144x 31	

Series	Dimension (Lx Wx H)	Page
IDPC-25(A)	114.5x 72.5x 20 mm	75
IDPC-45(A)	120 x 66.5 x 20.5 mm	
IDPC-45-DA		
IDPC-65(A)	130 x 67.5 x 20.5 mm	
IDPC-65-DA		

Series	Dimension (Lx Wx H)	Page
PLP-30	101.6x 50.8x 26.6 mm	76
PLP-45/60	101.6x 50.8x 29.6 mm	

Series	Dimension (Lx Wx H)	Page
HLP-40H/60H	147x 53x 27 mm	77
HLP-80H	167x 53x 29.5 mm	

C.P: Constant Power Mode  
C.C: Constant Current Mode  
C.V: Constant Voltage Mode

# Quick Selection Map

DC/DC

## DC/DC

Plastic Case		Series	Dimension (Lx Wx H)	Page
Plastic Case	Step-up LED Driver	C.C	LDH-25  52.4x 27.2x 24 mm	79~80
			LDH-45(DA) 75x 53x 22.7 mm	
			LDH-65  75x 53x 22.7 mm	
Plastic Case	Step-down LED Driver	C.C	LDD-300~700L / LW 22.6x 9.9x 8.9 mm	81~82
			LDD-300~700LS 25.4x 10.5x 9.3 mm	
			LDD-1000~1500L / LW 31.8x 20.3x 12.2 mm	
			LDD-1000~1500LS 31.8x 20.3x 10.9 mm	
			LDD-300~1500H / HW 31.8x 20.3x 12.2 mm	
			LDD-300~1500HS 31.8x 20.3x 10.9 mm	
Plastic Case	Buck-boost LED Driver	C.C	LDD-350~1400H-DA 40.6x 23.5x 10.1 mm	83
			LDD-350~1400H-WDA	
Plastic Case	Buck-boost LED Driver	C.C	LDB-300~600L/W 31.8x 20.3x 12.2 mm	82
ACCESSORIES	Surge Protection Device		SPD-20 90x 70x 50 mm	84
			SPD-20HP 71.6x 67.7x 32 mm	
			SPD-10-320S 85x 37x 40 mm	
			SPD-10S 56.76 x 46.36 x 26 mm	
	Inrush Current Limiter		ICL-16R 35x 90x 54.5 mm	85
			ICL-16L 175x 42x 24 mm	
	Motion Sensor		PIR-045 60*71.3mm	85
	DALI to PWM Converter		DAP-04, DAP-04-S01 165x 46x 23 mm	86
	Smart Timer Dimming		SDP-001 165x 46x 23 mm	87
	DALI Bus Power		DLP-04L 145x 38x 22 mm	88
			DLP-04R 35x 90x 54.5 mm	
	EnOcean Dimmer Kit		WPD-06 110x 77x 26.4 mm	88
WPD-06-SWT 80x 80x 15 mm				
KNX Product	KNX Constant Current Mode LED Driver		LCM-25KN 105x 68x 23mm	91
			LCM-40/60KN 123.5x 81.5x 23mm	
	KNX Constant Voltage mode LED Driver		PWM-60KN 123.5x 81.5x 23mm	91
			PWM-120KN 191x 63x 37.5 mm	
			PWM-200KN  195x 68x 39.5 mm	
	KNX to DALI Gateway		KDA-64 86x 72x 55mm	92
	KNX LED actuator / dimmer		KAA-4R4V 90x 72x 57 mm	92
	KNX Universal Actuator		KAA-8R 90x 72x 57 mm	92
	KNX System component		KNX-20E-640 52.5x 90x 54.5mm	93
			KNX-40E-1280 72x 90x 57mm	
KSI-01U/KSR-01IP/KSC-01L 36x 90x 71mm				

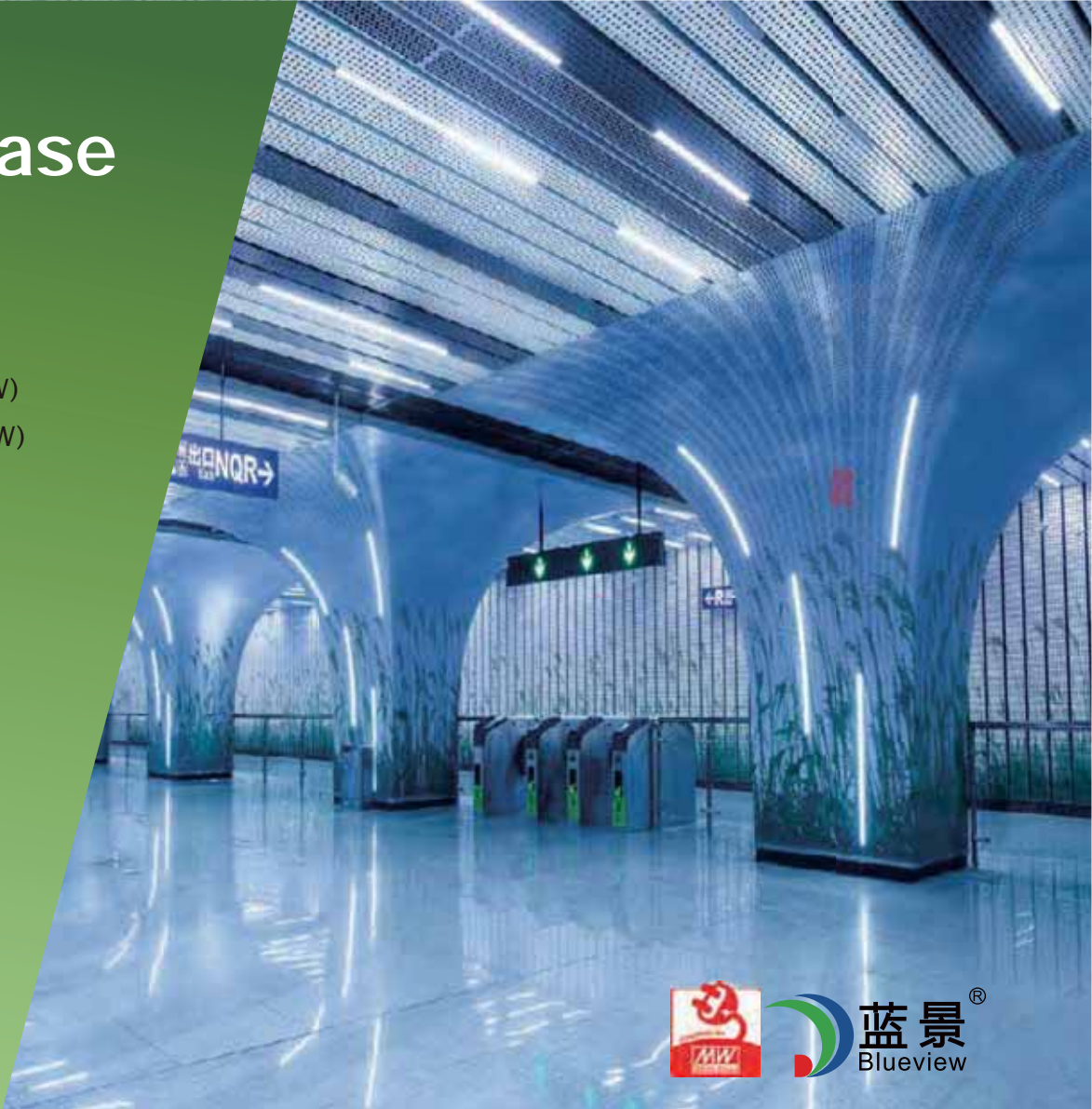
C.P: Constant Power Mode  
 C.C: Constant Current Mode  
 C.V: Constant Voltage Mode



# Plastic Case

Non PFC

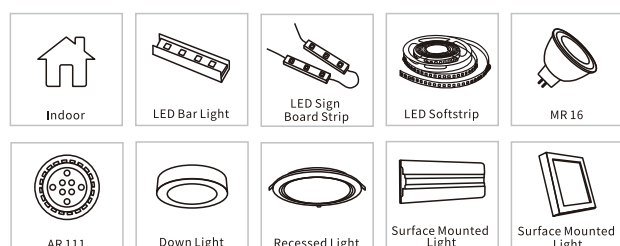
- 6 AP Series (8~35W)
- 8 AP-E Series (8~16W)
- 9 LP Series (18~150W)



The AP and LP series are the entry-level products. All products are divided into constant voltage and constant current applications. Most DC 12V and 24V can also be used with general light bar/light strip or advertising light box application. Moreover, other output voltage models are also available for choice and waterproof function is available for LP series .

Other constant current application can be used according to the COB LED or SMD LED specifications selected. Currently, the Driver current range can cover from 250/350/500/700/1050/1400mA to maximum operate up to 3150 mA (150W) for all kinds of indoor lighting applications.

## Application



# AP series 8~35W

## Features

- Constant voltage mode
- Universal AC input / Full range
- No load power consumption <0.5W for APV-8
- Withstand 300VAC surge input for 5 seconds (APV-25/35)
- Fully isolated plastic case with IP42 level
- Isolation class II, no F.G.
- Class 2 power unit / Pass LPS (except for APV-8)
- Economic, high reliability
- Suitable for LED strip applications
- Protections: Short circuit / Overload / Over voltage
- 2 years warranty

	APV-8	APV-12/16	APV-25/35
<b>INPUT</b>			
<b>OUTPUT</b>			
AC input voltage range	90~264VAC ; 127~370VDC		
AC inrush current (max.)	Cold start, 70A at 230VAC	APV-12: Cold start, 70A at 230VAC APV-16: Cold start, 50A at 230VAC	Cold start, 45A at 230VAC
Overload protection	>105% rated output power (110%~160% for APV-35) hiccup mode, auto-recovery		
Over voltage protection	115%~135% rated output voltage	110%~145% rated output voltage	
Withstand voltage	I/P-O/P: 3.75kVAC		I/P-O/P: 3kVAC
Working temperature	-30~+70°C (refer to output derating curve)		
Vibration	10~500Hz, 2G 10 minutes /1 cycle, period for 60 minutes each along X, Y, Z axes		
Safety standards	UL8750, EN61347-2-13 (LVD); BIS IS15885(except for 5V); EAC TP TC 004 approved; EN62368-1 (LVD) , EN61347-1,-2-13; GB19510.14, GB19510.1(optional)	UL8750, ENEC EN61347-1/2-13; GB19510.14, GB19510.1, EAC TP TC 004; BIS IS15885(except for 5V)	UL8750, EAC TP TC 004 approved, BIS IS15885(except for 15V, 36V); EN62368-1 (LVD)
EMC standards	EN55024 , EN55032, EN61000-3-2 class A, EN61000-3-3, EAC TP TC 020, EN61000-4-2,3,4,5,6,8,11, EN61547; GB17743, GB17625.1(optional)		EN55024, EN55032 class B, EN61000-3-2 class A, EN61000-3-3, EAC TP TC 020, EN61000-4-2,3,4,5,6,8,11
Connection	Input	UL rated, 18AWGx2C (15cm)	
	Output	UL rated, 20AWGx2C (15cm)	
Dimension (LxWxH)(mm)	60x 30x 23.5	77x 40x 29	84x 57x 29.5

### APV-8 Series

Model No.	Output	Tol.	R&N	Effi.
APV-8-5	5V, 0~1.4A	±5%	250mV	74%
APV-8-12	12V, 0~0.67A	±5%	250mV	80%
APV-8-24	24V, 0~0.34A	±5%	300mV	81%

### APV-12 Series

Model No.	Output	Tol.	R&N	Effi.
APV-12-5	5V, 0~2A	±5%	100mV	76%
APV-12-12	12V, 0~1A	±5%	120mV	82%
APV-12-15	15V, 0~0.8A	±5%	120mV	82%
APV-12-24	24V, 0~0.5A	±5%	150mV	84%

### APV-16 Series

Model No.	Output	Tol.	R&N	Effi.
APV-16-5	5V, 0~2.6A	±5%	100mV	76%
APV-16-12	12V, 0~1.25A	±5%	120mV	80%
APV-16-15	15V, 0~1.00A	±5%	120mV	81%
APV-16-24	24V, 0~0.67A	±5%	150mV	83%

### APV-25 Series

Model No.	Output	Tol.	R&N	Effi.
APV-25-5	5V, 0~3.5A	±5%	120mV	75.5%
APV-25-12	12V, 0~2.1A	±5%	150mV	82.0%
APV-25-15	15V, 0~1.68A	±5%	150mV	83.0%
APV-25-24	24V, 0~1.05A	±5%	150mV	83.0%
APV-25-36	36V, 0~0.7A	±5%	150mV	84.0%

### APV-35 Series



Model No.	Output	Tol.	R&N	Effi.
APV-35-5	5V, 0~5A	±5%	120mV	76.5%
APV-35-12	12V, 0~3A	±5%	150mV	83.0%
APV-35-15	15V, 0~2.4A	±5%	150mV	84.0%
APV-35-24	24V, 0~1.5A	±5%	180mV	84.0%
APV-35-36	36V, 0~1.0A	±5%	180mV	85.0%

Note: These products are not intended for lighting applications in the EU.( In the EU NPF/LPF/XLG series are recommended)

# AP series 8~35W

## Features

- Constant current mode
- Universal AC input / Full range
- No load power consumption <0.5W for APC-8
- Withstand 300VAC surge input for 5 seconds (APC-25/35)
- Fully isolated plastic case with IP42 level
- Isolation class II, no F.G.
- Class 2 power unit / Pass LPS  
(except for APC-8, APC-25-350 and APC-35-350/500)
- Economic, high reliability
- Small and compact size
- Suitable for LED strip applications
- Protections:  
Short circuit / Over voltage (except for APC-8)
- 2 years warranty



AC input voltage range	90~264VAC ; 127~370VDC		
AC inrush current (max.)	Cold start, 70A at 230VAC	APC-12: Cold start, 70A at 230VAC APC-16: Cold start, 45A at 230VAC	Cold start, 45A at 230VAC
Over voltage protection	None	110%~145% rated output voltage	
Withstand voltage	I/P-O/P: 3.75kVAC		I/P-O/P: 3kVAC
Working temperature	-30~+70°C (refer to output derating curve)		
Vibration	10~500Hz, 2G 10 minutes /1 cycle, period for 60 minutes each along X, Y, Z axes		
Safety standards	UL8750, EAC TP TC 004, BIS 15885 approved; EN62368-1(LVD), EN61347-1, EN61347-2-13 (LVD); GB19510.14, GB19510.1(optional)	UL8750, UL1310, EAC TP TC 004, BIS 15885 approved; Design refer to TUV EN61347-1; GB19510.14, GB19510.1(optional)	UL8750 & UL1310(except for APC- 25-350 & APC-35-350/500), EAC TP TC 004, BIS IS15885 approved, EN62368-1(LVD)
EMC standards	EN61000-3-2 class A, EN61000-3-3, EN55032, EN55024 EN61000-4-2,3,4,5,6,8,11, EAC TP TC 020; B17743/17625.1(optional)		EN55032 class B, EN55024 EN61000-3-2 class A, EN61000-3-3, EAC TP TC 020, EN61000-4-2,3,4,5,6,8,11
Connection	Input	UL rated, 18AWGx2C (15cm)	
	Output	UL rated, 20AWGx2C (15cm)	
Dimension (LxWxH)(mm)	60x 30x 23.5	77x 40x 29	84x 57x 29.5

### APC-8 Series



Model No.	Output	Tol.	R&N	Effi.
APC-8-250	16~32V, 250mA	±8%	350mV	82.5%
APC-8-350	11~23V, 350mA	±8%	300mV	81.5%
APC-8-500	8~16V, 500mA	±8%	300mV	81%
APC-8-700	6~11V, 700mA	±8%	250mV	80%

### APC-12 Series



Model No.	Output	Tol.	R&N	Effi.
APC-12-350	9~36V, 350mA	±8%	300mV	82%
APC-12-700	9~18V, 700mA	±8%	250mV	80%

### APC-16 Series



Model No.	Output	Tol.	R&N	Effi.
APC-16-350	12~48V, 350mA	±8%	300mV	84%
APC-16-700	9~24V, 700mA	±8%	250mV	83%

### APC-25 Series



Model No.	Output	Tol.	R&N	Effi.
APC-25-350	25~70V, 350mA	±8%	300mV	83%
APC-25-500	15~50V, 500mA	±8%	300mV	83%
APC-25-700	11~36V, 700mA	±8%	300mV	83%
APC-25-1050	9~24V, 1050mA	±8%	300mV	83%

### APC-35 Series



Model No.	Output	Tol.	R&N	Effi.
APC-35-350	28~100V, 350mA	±8%	350mV	84%
APC-35-500	25~70V, 500mA	±8%	350mV	84%
APC-35-700	15~50V, 700mA	±8%	350mV	84%
APC-35-1050	11~33V, 1050mA	±8%	350mV	84%



Note: These products are not intended for lighting applications in the EU.( In the EU NPF/LPF/XLG series are recommended)



# AP-E series 8~16W

## Features

- Constant voltage mode for APV-E series  
Constant current mode for APC-E series
- 180~264VAC input only
- No load power consumption < 0.5W
- Fully isolated plastic case
- Isolation class II, no F.G.
- Meet EN6100-3-2 Harmonics current
- Economic, high reliability
- Suitable for LED luminaire and strip application
- Protections:  
Short circuit / Overload (APV-E series only) / Over voltage (except for APC-8E)
- 2 years warranty



AC input voltage range	180 ~ 264VAC ; 254 ~ 370VDC	
AC inrush current (max.)	Cold start, 70A at 230VAC (50A for APV-16E, 45A for APC-16E)	
Over voltage protection	115%~135% rated output voltage (except for APC-8E)	
Withstand voltage	I/P-O/P: 3.75kVAC	
Working temperature	-30~+70°C (refer to output derating curve)	
Vibration	10~500Hz, 2G 10 minutes /1 cycle, period for 60 minutes each along X, Y, Z axes	
Safety standards	ENEC EN61347-1, EN61347-2-13, EN62384, EAC TP TC 004 approved	
EMC standards	EN55015, EN61000-3-2 class A, EN61000-3-3, EN61000-4-2,3,4,5,6,8,11, EN61547, EAC TP TC 020	
Connection	Input	H03VVH2-F 0.75mm <sup>2</sup> x2C (15cm)
	Output	UL rated, 20AWGx2C (15cm)
Dimension (LxWxH)(mm)	60x 30x 23.5	77x 40x 29

### APV-8E Series



Model No.	Output	Tol.	R&N	Effi.
APV-8E-5	5V, 0~1.4A	±5%	250mV	74.0%
APV-8E-12	12V, 0~0.67A	±5%	250mV	77.5%
APV-8E-24	24V, 0~0.34A	±5%	300mV	78.5%

### APV-12E Series



Model No.	Output	Tol.	R&N	Effi.
APV-12E-5	5V, 0~2A	±5%	100mV	75.0%
APV-12E-12	12V, 0~1A	±5%	120mV	81.0%
APV-12E-15	15V, 0~0.8A	±5%	120mV	81.0%
APV-12E-24	24V, 0~0.5A	±5%	150mV	83.0%

### APV-16E Series



Model No.	Output	Tol.	R&N	Effi.
APV-16E-5	5V, 0~2.6A	±5%	100mV	75.0%
APV-16E-12	12V, 0~1.25A	±5%	120mV	79.0%
APV-16E-15	15V, 0~1A	±5%	120mV	80.0%
APV-16E-24	24V, 0~0.67A	±5%	150mV	82.0%

### APC-8E Series



Model No.	Output	Tol.	R&N	Effi.
APC-8E-250	16~32V, 250mA	±8%	350mV	81.5%
APC-8E-350	11~23V, 350mA	±8%	300mV	80.5%
APC-8E-500	8~16V, 500mA	±8%	300mV	79.0%
APC-8E-700	6~11V, 700mA	±8%	250mV	77.5%

### APC-12E Series



Model No.	Output	Tol.	R&N	Effi.
APC-12E-350	9~36V, 350mA	±8%	300mV	81.0%
APC-12E-700	9~18V, 700mA	±8%	250mV	79.0%

### APC-16E Series







Model No.	Output	Tol.	R&N	Effi.
APC-16E-350	12~48V, 350mA	±8%	300mV	83.0%
APC-16E-700	9~24V, 700mA	±8%	250mV	82.0%

Note: These series can be used for LED lighting luminaires and MR16/AR111 application

# LP series 18~35W

## Features

- Constant voltage mode
- LPL-18: 90~132VAC input only  
LPH-18: 180~264VAC input only  
LPV: 90~264VAC input
- Withstand 300VAC surge input for 5 seconds (LPV-20/35)
- Fully encapsulated with IP67 level
- Isolation class II, no F.G.
- Class 2 power unit / Pass LPS
- Economic, high reliability
- Suitable for LED-based decorative/architectural lighting, LED stage, theater lighting, and LED electronic displays
- Protections: Short circuit / Overload / Over voltage / Over temperature (LPH-18/LPL-18 only)
- 2 years warranty

		LPL-18	LPH-18	LPV-20	LPV-35
					
AC input voltage range		90~132VAC	180~264VAC	90~264VAC	
AC inrush current (max.)		Cold start, 40A at 115VAC	Cold start, 50A at 230VAC	Cold start, 70A at 230VAC	Cold start, 55A at 230VAC
Overload Protection	Range	>105%		110%~150%	
	Type	Hiccup mode, auto-recovery			
Over voltage protection		115%~135% rated output voltage			
Withstand voltage		I/P-O/P: 3kVAC			
Working temperature		-30~+70°C			-30~+65°C
Vibration		10~500Hz, 2G 10 minutes /1 cycle, period for 60 minutes each along X, Y, Z axes			
Safety standards		TUV EN62368-1, EAC TP TC 004, BIS IS15885 (except for LPL-18, LPH-18-36) approved for LPH-18		LPV-20: TUV EN62368-1, UL879, UL1310, EAC TP TC 004 approved LPV-35: UL1310, IEC62368-1, EAC TP TC 004 approved	
EMC standards		EN55032 class B, EN61000-3-2 class A, EN61000-3-3, EN61000-4-2,3,4,5,6,8,11, EAC TP TC 020, EN55024, FCC part 15 class B (LPL-18)			
Connection	Input	UL rated, 18AWGx2C (30cm)		UL rated, 18AWGx2C (60cm)	UL rated, 18AWGx2C (60cm)
	Output				UL rated, 16AWGx2C (60cm)
Dimension (LxWxH)(mm)		140x 30x 22		118x 35x 26	148x 40x 30

### LPL-18 Series



Model No.	Output	Tol.	R&N	Effi.
LPL-18-12	12V, 0~1.5A	±3%	120mV	80%
LPL-18-24	24V, 0~0.75A	±3%	150mV	83%
LPL-18-36	36V, 0~0.5A	±3%	200mV	84%

### LPV-20 Series



Model No.	Output	Tol.	R&N	Effi.
LPV-20-5	5V, 0~3A	±5%	80mV	77%
LPV-20-12	12V, 0~1.67A	±5%	120mV	81%
LPV-20-15	15V, 0~1.33A	±5%	120mV	83%
LPV-20-24	24V, 0~0.84A	±5%	150mV	83%

### LPH-18 Series



Model No.	Output	Tol.	R&N	Effi.
LPH-18-12	12V, 0~1.5A	±3%	120mV	77%
LPH-18-24	24V, 0~0.75A	±3%	150mV	82%
LPH-18-36	36V, 0~0.5A	±3%	200mV	83%

### LPV-35 Series







Model No.	Output	Tol.	R&N	Effi.
LPV-35-5	5V, 0~5A (peak 6A)	±6%	80mV	77%
LPV-35-12	12V, 0~3A	±5%	120mV	84%
LPV-35-15	15V, 0~2.4A	±5%	120mV	84%
LPV-35-24	24V, 0~1.5A	±5%	150mV	85%
LPV-35-36	36V, 0~1A	±5%	150mV	85%

Note: These products are not intended for lighting applications in the EU. (In the EU NPF/LPF/XLG series are recommended)

# LP series 60~150W

## Features

- Constant voltage mode
- LPV-60/100: 90~264VAC input  
LPV-150: 180~305VAC input only  
LPVL-150: 90~132VAC input only
- Withstand 300VAC surge input for 5 seconds (LPV-60/100)
- Fully encapsulated with IP67 level
- Isolation class II, no F.G.
- Class 2 power unit / Pass LPS (LPV-60-12/15/24/36/48 only)
- Type HL LED Driver for use in Class I, Division 2 hazardous location luminaires (LPVL-150 only)
- Economic, high reliability
- Suitable for LED-based decorative/architectural lighting, LED stage, theater lighting, and LED electronic displays
- Protections: Short circuit / Overload / Over voltage / Over temperature (LPV-150, LPVL-150 only)
- 2 years warranty

	LPV-60	LPV-100	LPV-150 LPVL-150	
<b>INPUT</b>				
LPV-60/100				
LPV/LPVL-150				
<b>OUTPUT</b>				
LPV-60/100				
LPV/LPVL-150				
AC input voltage range	90~264VAC; 127~370VDC		LPV-150: 180~305VAC; 254~431VDC LPVL-150: 90~132VAC	
AC inrush current (max.)	Cold start, 60A at 230VAC	Cold start, 75A at 230VAC	LPV-150: Cold start, 60A at 230VAC LPVL-150: Cold start, 75A at 115VAC	
Overload protection	110%~150% hiccup mode, auto-recovery			
Over voltage protection	115%~135% rated output voltage			
Withstand voltage	I/P-O/P: 3kVAC			
Working temperature	-30~+70°C	-25~+70°C	-25~+65°C	
Vibration	10~500Hz, 2G 10 minutes /1 cycle, period for 60 minutes each along X, Y, Z axes			
Safety standards	UL879 (except for LPV-60-5), UL1310 (except for LPV-60-5), IEC62368-1, EAC TP TC 004 approved	UL8750, UL879, EAC TP TC 004 approved; IEC62368-1		
EMC standards	EN55032 class B, EN61000-3-2 class A, EN61000-3-3, EN61000-4-2,3,4,5,6,8,11, EAC TP TC 020; FCC part 15 for LPVL-150 only, EN55024			
Connection	Input	UL rated, 18AWGx2C (60cm)	UL rated, 18AWGx2C (30cm)	UL rated, SJTW 18AWGx2C (30cm)
	Output	UL rated, 16AWGx2C (60cm)	UL rated, 14AWGx2C (30cm)	UL rated, SJTW 14AWGx2C (30cm)
Dimension (LxWxH)(mm)	162.5x 42.5x 32	190x 52x 37	191x 63x 37.5	

### LPV-60 Series



Model No.	Output	Tol.	R&N	Effi.
LPV-60-5	5V, 0~8A	±8%	80mV	76%
LPV-60-12	12V, 0~5A	±5%	120mV	83%
LPV-60-15	15V, 0~4A	±5%	120mV	83%
LPV-60-24	24V, 0~2.5A	±5%	150mV	86%
LPV-60-36	36V, 0~1.67A	±5%	150mV	86%
LPV-60-48	48V, 0~1.25A	±5%	150mV	86%

### LPV-100 Series



Model No.	Output	Tol.	R&N	Effi.
LPV-100-5	5V, 0~12A	±8%	80mV	80%
LPV-100-12	12V, 0~8.5A	±5%	120mV	85%
LPV-100-15	15V, 0~6.7A	±5%	120mV	87%

Model No.	Output	Tol.	R&N	Effi.
LPV-100-24	24V, 0~4.2A	±5%	150mV	88%
LPV-100-36	36V, 0~2.8A	±5%	150mV	88%
LPV-100-48	48V, 0~2.1A	±5%	150mV	89%

### LPV/LPVL-150 Series



Model No.	Output	Tol.	R&N	Effi.
LPV-150-12	12V, 0~10A	±5%	200mV	87%
LPV-150-15	15V, 0~8A	±5%	200mV	88%
LPV-150-24	24V, 0~6.3A	±5%	200mV	89%
LPV-150-36	36V, 0~4.2A	±5%	200mV	89%
LPV-150-48	48V, 0~3.2A	±5%	200mV	90%

□ = Blank, L ;  
Blank: AC input range 180~305VAC, L: AC input range 90~132VAC

Note: These products are not intended for lighting applications in the EU. (In the EU NPF/LPF/XLG series are recommended)



# LP series 18~35W

## Features

- **Constant current mode**
- LPHC-18: 180~264VAC input only  
LPC-20/35: 90~264VAC input
- Withstand 300VAC surge input for 5 seconds (only for LPC-20/35)
- **Fully encapsulated with IP67 level**
- Isolation class II, no F.G.
- Class 2 power unit / Pass LPS
- Economic, high reliability
- Suitable for LED-based decorative / architectural lighting, LED stage, theater lighting, and LED electronic displays
- Protections: Short circuit / Over voltage / Over temperature (except for LPC-20/35)
- 2 years warranty



	LPHC-18	LPC-20	LPC-35
AC input voltage range	180~264VAC	90~264VAC	
AC inrush current (max.)	Cold start, 50A at 230VAC	Cold start, 70A at 230VAC	Cold start, 55A at 230VAC
Over voltage protection	105%~135% rated output voltage		
Withstand voltage	I/P-O/P: 3kVAC		
Working temperature	-30~+70°C		
Vibration	10~500Hz, 2G 10 minutes /1 cycle, period for 60 minutes each along X, Y, Z axes		
Safety standards	TUV EN62368-1, EAC TP TC 004	LPC-20: UL1310, UL879, TUV EN62368-1, EAC TP TC 004 approved LPC-35: UL1310, EAC TP TC 004 approved	
EMC standards	EN55032 class A, EN55024, EN61000-3-2 class A, EN61000-3-3, EAC TP TC 020, EN61000-4-2,3,4,5,6,8,11	EN55032 class B, EN55024, EN61000-3-2 class A, EN61000-3-3, EAC TP TC 020, EN61000-4-2,3,4,5,6,8,11	
Connection	Input	UL rated, 18AWGx2C (30cm)	UL rated, 18AWGx2C (60cm)
	Output		UL rated, 16AWGx2C (60cm)
Dimension (LxWxH)(mm)	140x 30x 22	118x 35x 26	148x 40x 30

### LPHC-18 Series



Model No.	Output	Io Tol.	R&N	Effi.
LPHC-18-350	6~48V, 350mA	±8%	300mV	80%
LPHC-18-700	6~25V, 700mA	±8%	250mV	80%

### LPC-20 Series



Model No.	Output	Io Tol.	R&N	Effi.
LPC-20-350	9~48V, 350mA	±5%	200mV	83%
LPC-20-700	9~30V, 700mA	±5%	200mV	83%

### LPC-35 Series








Model No.	Output	Io Tol.	R&N	Effi.
LPC-35-700	9~48V, 700mA	±5%	200mV	85%
LPC-35-1050	9~30V, 1050mA	±5%	200mV	85%
LPC-35-1400	9~24V, 1400mA	±5%	200mV	85%

Note: These products are not intended for lighting applications in the EU. (In the EU NPF/LPF/XLG series are recommended)

# LP series 60~150W

## Features

- **Constant current mode**
- LPC-60/100: 90~264VAC input  
LPC-150: 180~305VAC input only
- High efficiency up to 90%
- **Fully encapsulated with IP67 level**
- Isolation class II, no F.G.
- Class 2 power unit / Pass LPS (LPC-60)
- Economic, high reliability
- Suitable for LED-based decorative / architectural lighting, LED stage, theater lighting, and LED electronic displays
- Protections: Short circuit / Over voltage / Over temperature (LPC-150 only)
- 2 years warranty

	LPC-60	LPC-100	LPC-150	
<b>INPUT</b> 60W / 100W    150W 				
				<b>OUTPUT</b> 60W / 100W    150W 
AC input voltage range	90~264VAC; 127~370VDC		180~305VAC; 254~431VDC	
AC inrush current (max.)	Cold start, 60A at 230VAC	Cold start, 75A at 230VAC	Cold start, 40A at 230VAC	
Over voltage protection	105%~135%		110%~135%	
Withstand voltage	I/P-O/P: 3kVAC			
Working temperature	-30~+70°C	-25~+50°C	-25~+50°C	
Vibration	10 ~ 500Hz, 2G 10min./1cycle, period for 60min. each along X, Y, Z axes			
Safety standards	IEC62368-1, UL1310, EAC TP TC 004 approved	IEC62368-1, EAC TP TC 004 approved	EN62368-1(LVD), EAC TP TC 004 approved	
EMC standards	EN55032 class B, EN55024, EN61000-3-2 class A, EN61000-3-3, EN61000-4-2,3,4,5,6,8,11, EAC TP TC 020			
Connection	Input	UL rated, 18AWG x2C (60cm)	UL rated, 18AWG x2C (30cm)	UL rated, SJTW 18AWG x2C (30cm)
	Output	UL rated, 16AWG x2C (60cm)	UL rated, 18AWG x2C (30cm)	UL rated, SJTW 18AWG x2C (30cm)
Dimension (LxWxH)(mm)	162.5x 42.5x 32	190x 52x 37	191x 63x 37.5	

### LPC-60 Series



Model No.	Output	Io Tol.	R&N	Effi.
LPC-60-1050	9~48V, 1050mA	±5%	200mV	87%
LPC-60-1400	9~42V, 1400mA	±5%	200mV	85%
LPC-60-1750	9~34V, 1750mA	±5%	200mV	87%

### LPC-100 Series



Model No.	Output	Io Tol.	R&N	Effi.
LPC-100-350	143~286V, 350mA	±5%	1.5V	90%
LPC-100-500	100~200V, 500mA	±5%	1.5V	90%
LPC-100-700	72~143V, 700mA	±5%	1.0V	90%
LPC-100-1050	48~96V, 1050mA	±5%	1.0V	90%
LPC-100-1400	36~72V, 1400mA	±5%	1.0V	89.5%
LPC-100-1750	29~58V, 1750mA	±5%	1.0V	89.5%
LPC-100-2100	24~48V, 2100mA	±5%	1.0V	89%

### LPC-150 Series



Model No.	Output	Io Tol.	R&N	Effi.
LPC-150-350	215~430V, 350mA	±5%	2.0V	90%
LPC-150-500	150~300V, 500mA	±5%	1.5V	90%
LPC-150-700	107~215V, 700mA	±5%	1.0V	90%
LPC-150-1050	72~144V, 1050mA	±5%	1.0V	90%
LPC-150-1400	54~108V, 1400mA	±5%	1.0V	90%
LPC-150-1750	43~86V, 1750mA	±5%	1.0V	90%
LPC-150-2100	36~72V, 2100mA	±5%	1.0V	90%
LPC-150-2450	31~62V, 2450mA	±5%	1.0V	90%
LPC-150-2800	27~54V, 2800mA	±5%	1.0V	90%
LPC-150-3150	24~48V, 3150mA	±5%	1.0V	90%

Note: These products are not intended for lighting applications in the EU. (In the EU NPF/LPF/XLG series are recommended)

# Plastic Case

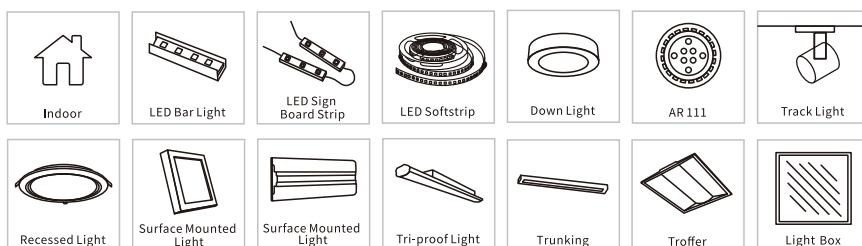
with PFC + Cable

- 14 NPF Series (40~120W)
- 15 LPF Series (16~90W)
- 17 PWM Series (40~200W)
- 19 ODLV Series (45~65W)
- 20 ODLC Series (45~65W)
- 21 PLD Series (16~60W)
- 22 PCD Series (16~60W)
- 23 PLN Series (20~96W)
- 24 HLN Series (40~80W)
- 25 OWA Series (60~120W)
- 26 GSV Series (30~60W)



MEAN WELL provides various kinds of LED drivers for indoor lighting luminaires. In general, LED drivers for plastic housing can be categorized into independent and built-in types. For example, NPF,LPF,PWM and OWA series feature the waterproof function and can be used externally as an independent driver control gear or built-in with luminaires,especially for high humidity or semi-outdoor environment. While, ODLC/ODLV/PLD/PCD series are for built-in indoor design luminaires, such as recessed light/down light/Canopy luminaires. The above-mentioned LED drivers are equipped with 0-10V dimming, DALI dimming or PWM style output dimming function respectively. Furthermore, if auxiliary power is needed for intelligent control products,ODLC/ODLV-45/60 series is a perfect fit.

## Application



# NPF series 40~120W

## Features

- Constant voltage+constant current modes (D-Type: Constant current mode only)
- Universal AC input (90 to 305VAC) / Full range
- High efficiency up to 90%
- No load power consumption <0.15W (<0.5W for D-Type)
- Fully isolated plastic case with IP67 level
- Isolation class II, no F.G.
- Class 2 power unit [except for NPF-90(D)-12/15 & NPF-120(D)]
- Type HL LED Driver for use in Class I, Division 2 hazardous location luminaires [except for NPF-90(D)]
- D-Type: Built-in 3 in 1 dimming function (0~10VDC, PWM signal or resistance)
- BE-Type: Built-in 3 in 1 dimming function (0~10VDC, PWM signal or resistance) and 12V/200mA auxiliary output for 120W only
- Suitable for dry, damp, and wet location
- Protections: Short circuit / Over current / Over voltage / Over temperature
- 5 years warranty

INPUT		OUTPUT (NPF-40D/60D)	NPF-40(D)/60(D)	NPF-90(D)	NPF-120(D)
ACL	ACN	DIM+ DIM- Vo+ Vo-			
OUTPUT (NPF-40/60/90/120)		OUTPUT (NPF-90D/120D)			
Vo-	Vo+	DIM+ DIM- Vo- Vo+			
AC input voltage range		90~305VAC; 127~431VDC			
AC inrush current (max.)		Cold start, 50A at 230VAC		Cold start, 60A at 230VAC	
Over current protection		95%~108% constant current limiting, auto-recovery			
Over voltage protection		110%~140% rated output voltage			
Over temp. protection		Shut down o/p voltage, re-power on to recover			
Setup, rise, hold up time		500ms, 80ms, 16ms at full load and 230VAC			
Total harmonic distortion		THD<20%			
Withstand voltage		I/P-O/P: 3.75kVAC			
Working temperature		Tcase= -40~+85°C (refer to "OUTPUT LOAD vs TEMPERATURE")		Tcase= -40~+90°C	
Safety standards		UL8750, ENEC EN61347-1, EN61347-2-13, EN62384 approved, GB19510.14, GB19510.1, EAC TP TC 004, <b>UL879</b> [for NPF-40(D)/60(D)12V,24V only]			
EMC standards		EN55015, EN61000-3-2 class C, EN61000-3-3, EN61000-4-2,3,4,5,6,8,11, EN61547, GB17743, GB17625.1, EAC TP TC 020			
Connection	Input	UL rated, SJTW 18AWGx2C (30cm)			
	Output	NPF-40/60: SVT 18AWGx 2C (30cm) NPF-40D/60D: UL2464 18AWG x2C (30cm)+ 22AWG x2C (30cm)	NPF-90: SJTW 16AWGx2C (30cm) NPF-90D: SJTW 16AWGx2C (30cm)+ UL2464 18AWGx2C (30cm)	NPF-120: SJTW 14AWGx2C (30cm) NPF-120D: SJTW 14AWGx2C (30cm)+ UL2464 18AWGx2C (30cm) [UL2464 22AWGx3C(30cm) for BE-Type]	
Dimension (LxWxH) (mm)		150x 53x 35		171x 63x 37.5	

### NPF-40 Series



Model No.	Output	Tol.	R&N	Io Ripple (D-Type)	Effi.
NPF-40□-12○	12V, 0~3.34A	±4%	150mV	5%	86%
NPF-40□-15○	15V, 0~2.67A	±4%	150mV	5%	87%
NPF-40□-20○	20V, 0~2A	±4%	150mV	5%	88%
NPF-40□-24○	24V, 0~1.67A	±3%	150mV	5%	89%
NPF-40□-30○	30V, 0~1.34A	±3%	200mV	5%	89%
NPF-40□-36○	36V, 0~1.12A	±2%	200mV	5%	90%
NPF-40□-42○	42V, 0~0.96A	±1%	200mV	5%	90%
NPF-40□-48○	48V, 0~0.84A	±1%	200mV	5%	90%
NPF-40□-54○	54V, 0~0.76A	±1%	350mV	5%	90%

### NPF-90 Series



Model No.	Output	Tol.	R&N	Io Ripple (D-Type)	Effi.
NPF-90□-12○	12V, 0~7.5A	±4%	150mV	5%	88%
NPF-90□-15○	15V, 0~6A	±4%	150mV	5%	89%
NPF-90□-20○	20V, 0~4.5A	±4%	150mV	5%	90%
NPF-90□-24○	24V, 0~3.75A	±3%	150mV	5%	90%
NPF-90□-30○	30V, 0~3A	±3%	200mV	5%	89%
NPF-90□-36○	36V, 0~2.5A	±2%	200mV	5%	90%
NPF-90□-42○	42V, 0~2.15A	±1%	250mV	5%	90%
NPF-90□-48○	48V, 0~1.88A	±1%	250mV	5%	90%
NPF-90□-54○	54V, 0~1.67A	±1%	350mV	5%	90%

### NPF-60 Series



Model No.	Output	Tol.	R&N	Io Ripple (D-Type)	Effi.
NPF-60□-12○	12V, 0~5A	±4%	150mV	5%	86%
NPF-60□-15○	15V, 0~4A	±4%	150mV	5%	87%
NPF-60□-20○	20V, 0~3A	±4%	150mV	5%	88%
NPF-60□-24○	24V, 0~2.5A	±3%	150mV	5%	89%
NPF-60□-30○	30V, 0~2A	±3%	200mV	5%	90%
NPF-60□-36○	36V, 0~1.67A	±2%	200mV	5%	90%
NPF-60□-42○	42V, 0~1.43A	±1%	200mV	5%	90%
NPF-60□-48○	48V, 0~1.25A	±1%	200mV	5%	90%
NPF-60□-54○	54V, 0~1.12A	±1%	350mV	5%	90%

### NPF-120 Series



Model No.	Output	Tol.	R&N	Io Ripple (D-Type)	Effi.
NPF-120□-12△	12V, 0~10A	±4%	150mV	5%	87.5%
NPF-120□-15△	15V, 0~8A	±4%	150mV	5%	88%
NPF-120□-20△	20V, 0~6A	±4%	150mV	5%	89%
NPF-120□-24△	24V, 0~5A	±4%	150mV	5%	89.5%
NPF-120□-30△	30V, 0~4A	±3%	200mV	5%	89%
NPF-120□-36△	36V, 0~3.4A	±2%	200mV	5%	89.5%
NPF-120□-42△	42V, 0~2.9A	±1%	250mV	5%	89.5%
NPF-120□-48△	48V, 0~2.5A	±1%	250mV	5%	90%
NPF-120□-54△	54V, 0~2.3A	±1%	350mV	5%	90%


□ = Blank, D ; Blank: without dimming function, D: with dimming function    △ = Blank, BE ; Blank: without auxiliary output, BE: D-Type with auxiliary function



# LPF series 16~40W

## Features

- Constant voltage+constant current modes (D-Type: Constant current mode only)
- Universal AC input (90 to 305VAC) / Full range
- Isolation class II, no F.G.
- Class 2 power unit
- Fully encapsulated with IP67 level [optional for LPF-16(D)]
- Built-in 3 in 1 dimming function (1~10VDC, PWM signal or resistance) for D type
- Suitable for LED lighting with independent applications
- Suitable for dry, damp, and wet location
- Protections: Short circuit / Over current / Over voltage / Over temperature
- 5 years warranty



AC input voltage range	90~305VAC ; 127~431VDC	
AC inrush current (max.)	LPF-16(D): Cold start, 45A at 230VAC LPF-25(D): Cold start, 50A at 230VAC	Cold start, 50A
Over current protection	95% ~108% constant current, auto-recovery	
Over voltage protection	110%~150% rated output voltage	
Setup, rise, hold up time	500ms, 80ms, 16ms at full load and 230VAC	
Withstand voltage	I/P - O/P: 3.75kVAC	
Working temperature	Tcase= -35~+70°C (refer to "OUTPUT LOAD vs TEMPERATURE")	Tcase= -40~+80°C (refer to "OUTPUT LOAD vs TEMPERATURE")
Safety standards	UL8750, ENEC EN61347-1, EN61347-2-13, EN62384, PSE J61347-1, J61347-2-13, EAC TP TC 004, GB19510.14, GB19510.1 approved; TUV EN61347-1, EN61347-2-13 approved for LPF-40(D)	
EMC standards	EN55015, EN61547, EN61000-3-2 class C, EN61000-3-3, EN61000-4-2,3,4,5,6,8,11, EAC TP TC 020, GB17743, GB17625.1	
Connection	Input	UL rated, SJTW 18AWGx2C (30cm)
	Output	LPF-16/25: UL rated, SVT 18AWGx2C (30cm) LPF-16D/25D: UL rated, SJTW 18AWGx4C (30cm)
Dimension (LxWxH)(mm)	148x 40x 32	162.5x 43x 32

## LPF-16 Series



Model No.	Output	Tol.	R&N	Effi.
LPF-16-12	12V, 0~1.34A	±5%	150mV	83.0%
LPF-16-15	15V, 0~1.07A	±5%	150mV	83.0%
LPF-16-20	20V, 0~0.80A	±5%	150mV	84.5%
LPF-16-24	24V, 0~0.67A	±5%	150mV	84.5%
LPF-16-30	30V, 0~0.54A	±5%	200mV	84.5%
LPF-16-36	36V, 0~0.45A	±5%	250mV	85.0%
LPF-16-42	42V, 0~0.39A	±5%	250mV	85.0%
LPF-16-48	48V, 0~0.34A	±5%	250mV	85.0%
LPF-16-54	54V, 0~0.30A	±5%	350mV	84.5%

□ = Blank, D ; Blank: without dimming function , D: with dimming function

## LPF-25 Series



Model No.	Output	Tol.	R&N	Effi.
LPF-25-12	12V, 0~2.10A	±4%	150mV	84.0%
LPF-25-15	15V, 0~1.67A	±4%	150mV	84.0%
LPF-25-20	20V, 0~1.25A	±4%	150mV	85.0%
LPF-25-24	24V, 0~1.05A	±4%	150mV	85.5%

Model No.	Output	Tol.	R&N	Effi.
LPF-25-30	30V, 0~0.84A	±4%	200mV	85.5%
LPF-25-36	36V, 0~0.70A	±4%	250mV	85.5%
LPF-25-42	42V, 0~0.60A	±4%	250mV	85.5%
LPF-25-48	48V, 0~0.53A	±4%	250mV	86.0%
LPF-25-54	54V, 0~0.47A	±4%	350mV	86.0%

□ = Blank, D ; Blank: without dimming function , D: with dimming function

## LPF-40 Series



Model No.	Output	Tol.	R&N	Effi.
LPF-40-12	12V, 0~3.34A	±4%	150mV	84.0%
LPF-40-15	15V, 0~2.67A	±4%	150mV	85.0%
LPF-40-20	20V, 0~2.00A	±4%	150mV	86.0%
LPF-40-24	24V, 0~1.67A	±4%	150mV	87.0%
LPF-40-30	30V, 0~1.34A	±4%	200mV	88.0%
LPF-40-36	36V, 0~1.12A	±4%	250mV	88.0%
LPF-40-42	42V, 0~0.96A	±4%	250mV	88.5%
LPF-40-48	48V, 0~0.84A	±4%	250mV	89.0%
LPF-40-54	54V, 0~0.76A	±4%	350mV	89.0%




□ = Blank, D ; Blank: without dimming function , D: with dimming function

Note: LPF series upgrated with global certificate cable for Non-Dimming types.

# LPF series 60~90W

## Features

- Constant voltage+constant current modes (D-Type: Constant current mode only)
- LPF: 90~305VAC input  
LPFH: 200~400VAC input
- Fully isolated plastic case with IP67 level
- Isolation class II, no F.G.
- Class 2 power unit
- Type HL LED Driver for use in Class I, Division 2 hazardous location luminaires [LPFH-60(D) & LPF-90(D) only]
- Built-in 3 in 1 dimming function (1~10VDC, PWM signal or resistance) for D-Type
- Suitable for LED lighting with independent applications
- Suitable for dry, damp, and wet location
- Protections: Short circuit / Over current / Over voltage / Over temperature
- 5 years warranty

		LPF-60(D)	LPF-90(D)	LPFH-60(D)
INPUT	ACL			
	ACN			
	OUTPUT (Non-Dimming Models)			
OUTPUT (Dimming Models)	DIM+	Vo-	Vo+	DIM-
AC input voltage range	90~305VAC ; 127~431VDC			200~400VAC; 282~566VDC
AC inrush current (max.)	Cold start, 55A at 230VAC	Cold start, 70A at 230VAC		Cold start, 40A at 374VAC
Over current protection	95%~108% constant current, auto-recovery			
Over voltage protection	110%~150% rated output voltage			
Setup, rise, hold up time	500ms, 80ms, 16ms at full load and 230VAC	500ms, 200ms, 16ms at full load and 230VAC		500ms, 100ms, 10ms at full load and 347VAC
Withstand voltage	I/P - O/P: 3.75kVAC			I/P - O/P: 3kVAC
Working temperature	Tcase= -40~+80°C		Tcase= -40~+70°C	
Safety standards	UL8750, ENEC and TUV EN61347-1, EN61347-2-13, EAC TP TC 004, EN62384, PSE J61347-1, J61347-2-13, GB19510.14, GB19510.1			UL8750, EAC TP TC 004 approved
EMC standards	EN55015, EN61547, EN61000-3-2 class C, EN61000-3-3, EN61000-4-2,3,4,5,6,8,11, GB17743, GB17625.1, EAC TP TC 020			FCC part 15 class B, EAC TP TC 020
Connection	Input	UL rated, SJTW 18AWGx2C (30cm)		UL rated, UL1015 18AWGx2C (30cm)
	Output	LPF-60: UL rated, SVT 18AWGx2C (30cm) LPF-60D: UL2464 18AWGx2C(30cm)+22AWGx2C (30cm)	LPF-90: UL rated, SVT 18AWGx2C (30cm) LPF-90D: UL2464 18AWGx4C (30cm)	LPFH-60: UL rated, UL1015 18AWGx2C (30cm) LPFH-60D: UL rated, UL1015 18AWGx2C (30cm) +22AWGx2C (30cm)
Dimension (LxWxH)(mm)	162.5x 43x 32		161x 61x 36	

## LPF-60 Series

Model No.	Output	Tol.	R&N	Effi.
LPF-60-12	12V, 0~5.00A	±4%	150mV	86%
LPF-60-15	15V, 0~4.00A	±4%	150mV	87%
LPF-60-20	20V, 0~3.00A	±4%	150mV	88%
LPF-60-24	24V, 0~2.50A	±4%	150mV	89%
LPF-60-30	30V, 0~2.00A	±4%	200mV	90%
LPF-60-36	36V, 0~1.67A	±4%	250mV	90%
LPF-60-42	42V, 0~1.43A	±4%	250mV	90%
LPF-60-48	48V, 0~1.25A	±4%	250mV	90%
LPF-60-54	54V, 0~1.12A	±4%	350mV	90%

□ = Blank, D ; Blank: without dimming function , D: with dimming function

## LPF-90 Series

Model No.	Output	Tol.	R&N	Effi.
LPF-90-15	15V, 0~5.00A	±4%	150mV	89.0%
LPF-90-20	20V, 0~4.50A	±4%	150mV	89.5%
LPF-90-24	24V, 0~3.75A	±4%	150mV	90.0%

Model No.	Output	Tol.	R&N	Effi.
LPF-90-30	30V, 0~3.00A	±4%	200mV	90.5%
LPF-90-36	36V, 0~2.50A	±4%	200mV	90.5%
LPF-90-42	42V, 0~2.15A	±4%	200mV	90.5%
LPF-90-48	48V, 0~1.88A	±4%	200mV	90.5%
LPF-90-54	54V, 0~1.67A	±4%	200mV	90.5%

□ = Blank, D ; Blank: without dimming function , D: with dimming function

## LPFH-60 Series

Model No.	Output	Tol.	R&N	Effi.
LPFH-60-12	12V, 0~5.00A	±4%	150mV	86%
LPFH-60-15	15V, 0~4.00A	±4%	150mV	87%
LPFH-60-24	24V, 0~2.50A	±4%	150mV	89%
LPFH-60-36	36V, 0~1.67A	±4%	250mV	90%
LPFH-60-42	42V, 0~1.43A	±4%	250mV	90%
LPFH-60-48	48V, 0~1.25A	±4%	250mV	90%
LPFH-60-54	54V, 0~1.12A	±4%	350mV	90%

□ = Blank, D ; Blank: without dimming function , D: with dimming function

Note: LPF series upgraded with global certificate cable for Non-Dimming types.

# PWM series 40~90W

## Features

- Constant voltage PWM style output mode
- Universal AC input (90 to 305VAC) / Full range
- High efficiency up to 90.5%
- No load power consumption <0.5W
- Fully isolated plastic case with IP67 level
- Isolation class II, no F.G.
- Class 2 power unit (except for PWM-90-12 & PWM-120)
- Type HL LED Driver for use in Class I, Division 2 hazardous location luminaires (except for PWM-90)
- Built-in 3 in 1 dimming function (0~10VDC, PWM signal or resistance)
- Built-in DALI/Bluetooth mesh interface (except for PWM-40)
- Suitable for dry, damp, and wet location
- Suitable for LED strip lighting
- Protections: Short circuit / Overload / Over voltage / Over temp.
- 5 years warranty

	PWM-40	NEW PWM-60(DA/BLE) PWM-60-KN	PWM-90 PWM-90(DA)
<b>INPUT</b>			
<b>OUTPUT (PWM-40/60)</b>			
<b>OUTPUT (PWM-90/120)</b>			
AC input voltage range	90~305VAC; 127~431VDC		
AC inrush current (max.)	Cold start, 50A at 230VAC		Cold start, 60A at 230VAC
Overload protection	108%~130% hiccup mode, auto-recovery		
Over voltage protection	113%~142% rated output voltage (116%~142% rated output voltage for PWM-60-KN)		
Over temp. protection	Shut down o/p voltage, re-power on to recover		
Setup time	500ms / 115VAC or 230VAC		
Total harmonic distortion	THD<20%		
PWM output frequency	1.47kHz (200~4000Hz user changable via ETS for PWM-60-KN)		
Withstand voltage	I/P-O/P: 3.75kVAC		
Working temperature	Tcase= -40~+85°C(-35~+85°C for PWM-60-KN) (refer to "OUTPUT LOAD vs TEMPERATURE")		Tcase= -40~+90°C
Safety standards	UL8750(except for DA-Type & PWM-60-KN), UL879(PWM-40/60-12/24 only), CSA C22.2 No.250.13-12 (except for PWM-60-KN); ENEC EN61347-1, EN61347-2-13 independent, EN62384, IP67 (except for PWM-60-KN), BIS IS 15885 (for 12,24,48, Blank Type only), EAC TP TC 004, GB19510.1, GB19510.14 approved; Design refer to EN60335-1(except for PWM-60-KN)		
EMC standards	EN55015, EN61000-3-2 Class C (@load ≥60%); EN61000-3-3, GB17743 and GB17625.1, EAC TP TC 020, EN61000-4-2,3,4,5,6,8,11; EN61547, light industry level (surge immunity Line-Line 2KV)		
Connection	Input	UL rated, SJTW 18AWGx2C (30cm)	
	Output	UL2464 18AWG x2C (30cm)+ 22AWG x2C (30cm)	PWM-60(DA): UL2464 18AWG x2C (30cm)+22AWG x2C (30cm) PWM-60-KN: UL2464 18AWG x2C (30cm)+20AWG x2C (35cm)
Dimension (LxWxH) (mm)	150x 53x 35	150x 53x 35	171x 63x 37.5

## PWM-40 Series

Model No.	Output	Tol.	Effi.
PWM-40-12	12V, 0~3.34A	±4%	86.0%
PWM-40-24	24V, 0~1.67A	±3%	89.0%
PWM-40-36	36V, 0~1.12A	±2%	90.0%
PWM-40-48	48V, 0~0.84A	±1%	90.0%

## PWM-60 Series

Model No.	Output	Tol.	Effi.
PWM-60-12	12V, 0~5A	±4%	86.0%
PWM-60-24	24V, 0~2.5A	±3%	89.0%
PWM-60-36	36V, 0~1.67A	±2%	90.0%
PWM-60-48	48V, 0~1.25A	±1%	90.0%

## PWM-60-KN Series

Model No.	Output	Tol.	Effi.
PWM-60-12	12V, 0~5A	±4%	86.0%
PWM-60-24	24V, 0~2.5A	±3%	89.0%

□ = KN, KNBST; KN: KNX control technology  
KNBST: KNX control technology with BST14 connector

## PWM-90 Series

Model No.	Output	Tol.	Effi.
PWM-90-12	12V, 0~7.5A	±4%	88.0%
PWM-90-24	24V, 0~3.75A	±3%	90.5%
PWM-90-36	36V, 0~2.5A	±2%	90.5%
PWM-90-48	48V, 0~1.88A	±1%	90.5%

○ = Blank, DA, BLE; Blank: with 3 in 1 dimming function, DA/BLE: with DALI/Bluetooth mesh function (12V/24V only)

# PWM series 120~200W

## Features

- Constant voltage PWM style output mode
- Universal AC input (90 to 305VAC) / Full range
- High efficiency up to 94%
- No load power consumption <0.5W
- Fully isolated plastic case with IP67 level
- Isolation class II, no F.G.
- Type HL LED Driver for use in Class I, Division 2 hazardous location luminaires
- Built-in 3 in 1 dimming function
- (0~10VDC, PWM signal or resistance)
- Built-in DALI/Push Dim/KNX/Bluetooth mesh Dimming
- Suitable for dry, damp, and wet location
- Suitable for LED strip lighting
- Protections:  
Short circuit / Overload / Over voltage / Over temp.
- 5 years warranty

		PWM-120(DA/BLE) PWM-120-KN	PWM-200(DA/BLE) PWM-200-KN
<b>INPUT</b>			
<b>OUTPUT (PWM-40/60)</b>			
<b>OUTPUT (PWM-90/120)</b>			
AC input voltage range		90~305VAC; 127~431VDC	100~305VAC; 141~431VDC
AC inrush current (max.)		Cold start, 60A at 230VAC	Cold start, 65A at 230VAC
Overload protection		PWM-120(DA):108%~120% hiccup mode, auto-recovery PWM-120-KN: 108%~130% hiccup mode, auto-recovery	108%~135% hiccup mode, auto-recovery
Over voltage protection		113%~142% rated output voltage	
Over temp. protection		Shut down o/p voltage, re-power on to recover	
Setup time		500ms / 115VAC or 230VAC	500ms / 230VAC
Total harmonic distortion		THD<20%	THD<10%
PWM output frequency		1.47kHz	2kHz
Withstand voltage		PWM-KN Series: 200~4000Hz user changable via ETS for PWM-KN Series	
Working temperature		I/P-O/P: 3.75kVAC	
Safety standards		Tcase= -40~+90°C (refer to "OUTPUT LOAD vs TEMPERATURE")	
EMC standards		UL8750( except for PWM-120-12DA-Type & PWM-120-KN), CSA C22.2 No. 250.13-12(except for PWM-120-KN); ENEC EN61347-1,EN62384, EN61347-2-13 independent, IP67(except for PWM-120-KN),BIS IS15885(for PWM-120-12,24only), EAC TP TC 004, GB19510.1,GB19510.14 approved; Design refer to EN60335-1	
Connection	Input	Blank-Type/PWM-KN Series: UL rated, SJTW 18AWGx2C (30cm) DA-Type : SJOW 17AWGx2C (30cm) & H05RN-F 1.0mm <sup>2</sup>	SJOW 17AWGx2C (30cm) & H05RN-F 1.0mm <sup>2</sup>
	Output	Blank-Type: SJTW 14AWGx2C (30cm)+ UL2464 18AWGx2C (30cm) DA-Type : SJOW 17AWGx2C (30cm) & H05RN-F 1.0mm <sup>2</sup> +UL2464 18AWGx2C (30cm) PWM-KN Series: SJOW 17AWGx2C (30cm)+ UL2464 20AWGx2C (35cm)	UL2464 18AWGx2C (35cm)+SJOW 17AWGx2C (30cm) & H05RN-F 1.0mm <sup>2</sup> for 24V/36V/48V UL2464 18AWGx2C (35cm)+SJOW 14AWGx2C (30cm) & H05RN-F 1.0mm <sup>2</sup> for 12V
Dimension (LxWxH) (mm)		191x 63x 37.5	195x 68x 39.5

**PWM-120 Series**

Bluetooth, KNX, DALI (DA-Type), (for 12V,24V,except for PWM-KN Series), 0-10VDC, Type HL, IFC, cULUS, Type HL, (except for 12DA-Type & PWM-KN Series), ENEC, CB, CE

Model No.	Output	Tol.	Effi.
PWM-120-12 ○	12V, 0~10A	±4%	88.0%
PWM-120-24 ○	24V, 0~5A	±4%	90.0%
PWM-120-36	36V, 0~3.4A	±2%	90.0%
PWM-120-48	48V, 0~2.5A	±1%	90.5%

**PWM-200 Series**

Bluetooth, KNX, DALI (DA-Type), (for 12V,24V,except for PWM-KN Series), 0-10VDC, Type HL, IFC, cULUS, Type HL, (for 12V,24V,except for PWM-KN Series), ENEC, CB, CE

Model No.	Output	Tol.	Effi.
PWM-200-12 ○	12V, 0~16.6A	±4%	92.0%
PWM-200-24 ○	24V, 0~8.3A	±4%	93.0%
PWM-200-36	36V, 0~5.5A	±2%	93.5%
PWM-200-48 ○	48V, 0~4.16A	±1%	94%

○ = Blank, DA, BLE, KN, KNBST;  
Blank: with 3 in 1 dimming function, DA: with DALI function, BLE: with Bluetooth mesh, KN: KNX control technology, KNBST: KNX control technology with BST14 connector



# ODLV series 45~65W

## Features

- Constant voltage PWM style output mode
- ODLV-45: 90~295VAC input  
ODLV-65: 180~295VAC input only
- No load power consumption < 0.5W (Blank-Type)
- High efficiency up to 90%
- Fully encapsulated with IP67 level
- Isolation class II, no FG
- Built-in 2 in 1 dimming (0~10VDC or PWM signal)
- Built-in 12V/50mA auxiliary output (A-Type)
- Suitable for LED strip lighting
- Protection: Short circuit / Over current
- 3 years warranty

INPUT		ODLV-45(A)	ODLV-65(A)
OUTPUT (Blank-Type)	OUTPUT (A-Type)		
Vo-	AUX-		
Vo+	AUX+		
DIM-	Vo-		
DIM+	Vo+		
	DIM-		
	DIM+		

AC input voltage range	90 ~ 295VAC ; 127 ~ 417VDC	180 ~ 295VAC; 254~417VDC
AC inrush current (max.)	Cold start, 30A at 230VAC	
Setup time	500ms / 230VAC	
Short circuit protection	Shut down O/P voltage, re-power on to recovery	
PWM dimming signal	10V PWM signal, frequency range 300Hz~3kHz	
Total harmonic distortion	THD<20%	
Withstand voltage	I/P-O/P: 3.75KVAC	
Working temperature	Tcase= -20~+85°C (refer to "OUTPUT LOAD vs TEMPERATURE")	
Safety standards	UL8750, ENEC EN61347-1, EN61347-2-13, EN62384, GB19510.14, GB19510.1, BIS IS15885(for 12V, 24V, 48V only), EAC TP TC 004 approved	
EMC standards	EN55015, EN61000-3-2 Class C, EN61000-3-3, EN61000-4-2,3,4,5,6,8,11, EN61547, GB17743, GB17625.1, EAC TP TC 020	
Connection	Input	SVT 18AWGx2C (20cm)
	Output	Blank-Type: UL1007 18AWGx2C(20cm) + UL1007 22AWGx2C(15cm) A-Type: UL1007 18AWGx2C(20cm) + UL1007 22AWGx2C(15cm) + UL1007 22AWGx2C(15cm)
Dimension (LxWxH) mm	111 x 77 x 28.5	121 x 77 x 28.5

## ▶ PWM Series with Multi-Dimming Functions:

### PWM-60/90/120/200 Series

**Multi-Dimming Function Lighting LED Driver and Wireless IoT Solutions**

- 0-10V
- PWM
- Resistance
- Push Dimming
- DALI / DALI 2.0
- KNX
- Bluetooth Mesh
- WiFi.....and so on

Building Lighting with Bluetooth Mesh Solution

Note: Please refer to page 17-18 for PWM Series

## ODLV-45/45A Series

Model No.	Output	Tol.	Effi.
ODLV-45□-12	12V, 0~3A	±10%	84%
ODLV-45□-24	24V, 0~1.88A	±10%	86%
ODLV-45□-36	36V, 0~1.25A	±10%	88%
ODLV-45□-48	48V, 0~0.94A	±10%	88%
ODLV-45□-60	60V, 0~0.75A	±10%	90%

□ = Blank/A; Blank: without auxiliary output, A: with auxiliary function

## ODLV-65/65A Series

Model No.	Output	Tol.	Effi.
ODLV-65□-12	12V, 0~4.2A	±10%	85%
ODLV-65□-24	24V, 0~2.4A	±10%	87%
ODLV-65□-36	36V, 0~1.8A	±10%	88%
ODLV-65□-48	48V, 0~1.35A	±10%	89%
ODLV-65□-60	60V, 0~1.08A	±10%	90%

□ = Blank/A; Blank: without auxiliary output, A: with auxiliary function

# ODLC series 45~65W

## Features

- Constant Current mode
- Flicker free design
- ODLC-45: 90~295VAC input, ODLC-65: 180~295VAC input
- No load power consumption <0.5W (Blank/DA-Type)
- Fully encapsulated with IP67 level
- Isolation class II, no FG
- Built-in DALI interface (ODLC-45/65-DA)
- Built-in 2 in 1 dimming (0~10VDC or PWM signal)
- Built-in 12V/50mA auxiliary output (A-Type)
- Suitable for LED lighting applications
- Protection: Short circuit / Over current
- 3 years warranty

INPUT		ODLC-45(A)&ODLC-45DA	ODLC-65(A)&ODLC-65DA
OUTPUT (Blank/DA-Type)	OUTPUT (A-Type)		
<ul style="list-style-type: none"> <li>Vo-</li> <li>Vo+</li> <li>DIM-/DA-</li> <li>DIM+/DA+</li> </ul>	<ul style="list-style-type: none"> <li>AUX-</li> <li>AUX+</li> <li>Vo-</li> <li>Vo+</li> <li>DIM-</li> <li>DIM+</li> </ul>		
AC input voltage range		90 ~ 295VAC ; 127 ~ 417VDC	180 ~ 295VAC ; 254~417VDC
AC inrush current (max.)		Cold start, 30A at 230VAC	
Setup time		500ms / 230VAC	
PWM dimming signal		10V PWM signal, frequency range 300Hz~3kHz	
Total harmonic distortion		THD<20%	
Short circuit protection		Hiccup mode, auto-recovery	
Withstand voltage		I/P-O/P: 3.75KVAC	
Working temperature		Tcase= -20~+85°C	
Safety standards		UL8750, ENEC EN61347-1, EN61347-2-13, EN62384, GB19510.14, GB19510.1, EAC TP TC 004, BIS 15885 (refer to spec for models) approved	
DALI standards		IEC 62386-101, 102 (DA-Type only)	
EMC standards		EN55015, EN61000-3-2 Class C, EN61000-3-3, EN61000-4-2,3,4,5,6,8,11, EN61547, GB17743, GB17625.1, EAC TP TC 020	
Connection	Input	SVT 18AWGx2C (20cm)	
	Output	Blank/DA-Type: UL1007 18AWGx2C(20cm) + UL1007 22AWGx2C(15cm) A-Type: UL1007 18AWGx2C(20cm) + UL1007 22AWGx2C(15cm)	
Dimension (LxWxH) mm		111 x 77 x 28.5	121 x 77 x 28.5

### ODLC-45 Series



Model No.	Output	Tol.	Effi.
ODLC-45□-350○	57 ~ 95V, 350mA	±7%	86%
ODLC-45□-500○	54 ~ 90V, 500mA	±7%	85%
ODLC-45□-700○	38 ~ 64V, 700mA	±7%	85%
ODLC-45□-1050○	26 ~ 43V, 1050mA	±7%	84%
ODLC-45□-1400○	19 ~ 32V, 1400mA	±7%	83%

### ODLC-65 Series

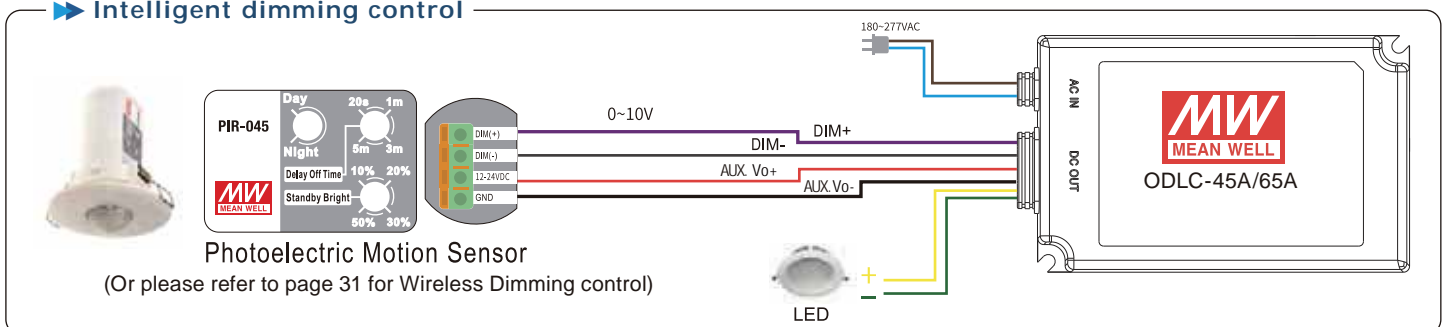


Model No.	Output	Tol.	Effi.
ODLC-65□-700○	69 ~ 93V, 700mA	±7%	88%
ODLC-65□-1050○	46 ~ 62V, 1050mA	±7%	86%
ODLC-65□-1400○	34 ~ 46V, 1400mA	±7%	85%
ODLC-65□-1750○	27 ~ 36V, 1750mA	±7%	85%

□ = Blank/A; Blank: without auxiliary output, A: with auxiliary function  
○ = Blank or DA (without Auxiliary power)

□ = Blank/A; Blank: without auxiliary output, A: with auxiliary function  
○ = Blank or DA (without Auxiliary power)

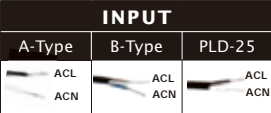




## Intelligent dimming control



# PLD series 16~60W

## Features

- Constant current mode
- PLD-16: 115VAC or 230VAC input  
PLD-25: 90~295VAC input  
PLD-40/60: 230VAC input only
- Fully isolated plastic case with IP42 level
- Isolation class II, no F.G.
- Class 2 power unit / Pass LPS (PLD-16/25)
- Suitable for indoor LED lighting applications
- Protections: Short circuit / Over temperature
- 3 years warranty

		PLD-16	PLD-25	PLD-40	PLD-60
<b>INPUT</b> A-Type    B-Type    PLD-25 					
<b>OUTPUT</b> 					
AC input voltage range		115VAC (90~135VAC) or 230VAC (180~295VAC)	90~295VAC	230VAC (180~295VAC)	
AC inrush current (max.)		Cold start, 20A at 230VAC	Cold start, 25A at 230VAC		
Setup time		500ms at full load and 230VAC			
Total harmonic distortion		THD<20%			
Withstand voltage		I/P - O/P: 3.75kVAC			
Short circuit protection		Hiccup mode, auto-recovery			
Over temp. protection		Shut down o/p voltage, re-power on to recover		Shut down o/p voltage, auto-recovery	
Working temperature		-30~+50°C	-30~+60°C	-30~+50°C	-30~+45°C
Safety standards		UL8750 (PLD-16/25 only), ENEC EN61347-1, EN61347-2-13, EAC TP TC 040, BIS IS15885 (refer to sepc for models), EN62384 (except for PLD-16 A-Type) GB19510.14, GB19510.1 (except for PLD-60)			
EMC standards		EN55015 (except for PLD-16 A-Type), EN61000-3-2 Class C, EN61000-3-3, EN61000-4,2,3,4,5,6,8,11, EN61547, FCC part 18 non-consumer equipment (PLD-16 A-Type, PLD-25), GB17743, EAC TP TC 020, GB17625.1(except for PLD-60)			
Connection	Input	PLD-16 A-Type: UL1430 18AWGx2C (7.5cm) PLD-16 B-Type & PLD-25: NISPT-1 18AWGx2C (7.5cm) PLD-40/60: H03VVH2-F 0.75mm <sup>2</sup> x2C (7.5cm)			
	Output	UL1430 18AWGx2C (15cm)			
Dimension (LxWxH)(mm)		84x 57x 29.5		128x 60x 31.5	

### PLD-16 Series

Model No.	Output	Io Tol.	R&N	Effi.
PLD-16-350 <input type="checkbox"/>	24~48V, 350mA	±5%	4.6V	84.5%
PLD-16-700 <input type="checkbox"/>	16~24V, 700mA	±5%	2.7V	84.5%
PLD-16-1050 <input type="checkbox"/>	12~16V, 1050mA	±5%	2.2V	84.0%
PLD-16-1400 <input type="checkbox"/>	8~12V, 1400mA	±5%	2.0V	82.5%

=A or B-Type ; A-Type: 90~135VAC, B-Type: 180~295VAC

### PLD-25 Series

Model No.	Output	Io Tol.	R&N	Effi.
PLD-25-350	36~58V, 350mA	±5%	4.6V	85%
PLD-25-700	24~36V, 700mA	±5%	2.7V	86%
PLD-25-1050	16~24V, 1050mA	±5%	2.2V	85%
PLD-25-1400	12~18V, 1400mA	±5%	2.0V	84%

### PLD-40 Series

Model No.	Output	Io Tol.	R&N	Effi.
PLD-40-350B	70~108V, 350mA	±5%	9.5V	88%
PLD-40-500B	45~80V, 500mA	±5%	5.0V	88%
PLD-40-700B	34~57V, 700mA	±5%	3.1V	87%
PLD-40-1050B	22~38V, 1050mA	±5%	2.6V	87%
PLD-40-1400B	17~29V, 1400mA	±5%	2.5V	86%
PLD-40-1750B	13~23V, 1750mA	±5%	2.4V	86%

### PLD-60 Series

Model No.	Output	Io Tol.	R&N	Effi.
PLD-60-500B	70~108V, 500mA	±5%	10.2V	88%
PLD-60-700B	50~86V, 700mA	±5%	5.6V	87%
PLD-60-1050B	34~57V, 1050mA	±5%	3.8V	87%
PLD-60-1400B	25~43V, 1400mA	±5%	3.4V	86%
PLD-60-1750B	20~34V, 1750mA	±5%	3.3V	86%
PLD-60-2000B	18~30V, 2000mA	±5%	2.4V	86%
PLD-60-2400B	15~25V, 2400mA	±5%	2.4V	85%

# PCD series 16~60W

## Features

- Constant current mode
- PCD-16/25: 115VAC or 230VAC input  
PCD-40/60: 230VAC input only
- AC phase-cut dimming, work with leading edge and trailing edge TRIAC dimmers
- Fully isolated plastic case with IP42 level
- Isolation class II, no F.G.
- Class 2 power unit / Pass LPS (PCD-16/25)
- Protections: Short circuit / Over temperature
- 3 years warranty

INPUT (A type)		INPUT (B type)		OUTPUT	
		<b>PCD-16/25</b>		<b>PCD-40/60</b>	
AC input voltage range		115VAC (90~135VAC) or 230VAC (180~295VAC)		230VAC (180~295VAC)	
AC inrush current (max.)		Cold start, 10A at 230VAC		PCD-40: Cold start, 11A at 230VAC PCD-60: Cold start, 13A at 230VAC	
Setup time		500ms at full load and 230VAC			
Total harmonic distortion		THD<20%			
Withstand voltage		I/P - O/P: 3.75kVAC			
Working temperature		-30~+60°C (refer to output derating curve)		PCD-40: -30~+50°C ; PCD-60: -30~+45°C	
Safety standards		UL8750 (PCD-16/25 only), ENEC EN61347-1, EN61347-2-13, EN62384 (except for PCD-16/25 A-Type), GB19510.14, GB19510-1, EAC TP TC 004, BIS ISI5885 (PCD-16/25-350B/700B)			
EMC standards		EN55015(except for PCD-16/25 A-Type), EN61000-3-2 class C, EN61000-3-3, EN61000-4-2,3,4,5,6,8, 11, EN61547; FCC part 18 non-consumer equipment (for PCD-16/25 A-Type), GB17743, GB17625.1, EAC TP TC 020			
Connection	Input	A-Type: UL1430 18AWGx2C (7.5cm); B-Type: NISPT-1 18AWGx2C (7.5cm)		H03VVH2-F 0.75mm <sup>2</sup> x2C (7.5cm)	
	Output	UL1430 18AWGx2C (15cm)			
Dimension (LxWxH)(mm)		84x 57x 29.5		128x 60x 31.5	

**PCD-16 Series**

Model No.	Output	Io Tol.	R&N	Effi.
PCD-16-350 □	24~48V, 350mA	±5%	4.6V	82.0%
PCD-16-700 □	16~24V, 700mA	±5%	2.7V	81.0%
PCD-16-1050 □	12~16V, 1050mA	±5%	2.2V	80.5%
PCD-16-1400 □	8~12V, 1400mA	±5%	2.0V	80.0%

□ = A or B-Type ; A-Type: 90~135VAC, B-Type: 180~295VAC

**PCD-25 Series**

Model No.	Output	Io Tol.	R&N	Effi.
PCD-25-350 □	40~58V, 350mA	±5%	4.6V	82.0%
PCD-25-700 □	24~36V, 700mA	±5%	2.7V	81.0%
PCD-25-1050 □	16~24V, 1050mA	±5%	2.2V	80.5%
PCD-25-1400 □	12~18V, 1400mA	±5%	2.0V	80.0%

□ = A or B-Type ; A-Type: 90~135VAC, B-Type: 180~295VAC

**PCD-40 Series**

Model No.	Output	Io Tol.	R&N	Effi.
PCD-40-350B	70~108V, 350mA	±5%	9.5V	87%
PCD-40-500B	45~80V, 500mA	±5%	5.0V	87%
PCD-40-700B	34~57V, 700mA	±5%	3.1V	86%
PCD-40-1050B	22~38V, 1050mA	±5%	2.6V	86%
PCD-40-1400B	17~29V, 1400mA	±5%	2.5V	85%
PCD-40-1750B	13~23V, 1750mA	±5%	2.4V	85%

**PCD-60 Series**

Model No.	Output	Io Tol.	R&N	Effi.
PCD-60-500B	70~108V, 500mA	±5%	10.2V	87%
PCD-60-700B	50~86V, 700mA	±5%	5.6V	86%
PCD-60-1050B	34~57V, 1050mA	±5%	3.8V	86%
PCD-60-1400B	25~43V, 1400mA	±5%	3.4V	85%
PCD-60-1750B	20~34V, 1750mA	±5%	3.3V	85%
PCD-60-2000B	18~30V, 2000mA	±5%	2.4V	85%
PCD-60-2400B	15~25V, 2400mA	±5%	2.4V	84%

### Dimmer Compatibility Chart

Manufacturer	Dimmer Model	
LUTRON	SKYLARK SF-12P-277	(277VAC / 60Hz)
LUTRON	DVF-103P-277	(277VAC / 60Hz)
LUTRON	SKYLARK SF-10P	(120VAC / 60Hz)
LUTRON	SKYLARK S-600P	(120VAC / 60Hz)
LUTRON	SKYLARK DVF-103P	(120VAC / 60Hz)
LEVITON	ILLUMATECH TM Cat.No.IP106	(120VAC / 60Hz)
LEVITON	SURESLIDE TM Cat.No.6633-P	(120VAC / 60Hz)
LEVITON	SURESLIDE TM Cat. NO.6615-P	(120VAC / 60Hz)
JUNG	Licht-Management 225 T DE	(230VAC / 50Hz)
JUNG	Licht-Management 225 NV DE	(230VAC / 50Hz)
BERKER	Tronic-Drehdimmer 286710	(230-240VAC / 50Hz)
BE LICHTREGLER	T39.01	(230VAC / 50Hz)
BE LICHTREGLER	T46	(230VAC / 50Hz)
CLIPSAL	32E450UDM	(220-240VAC / 50Hz)
CLIPSAL	NO 32E450TM	(220-240VAC / 50Hz)

- ▶ Conduction angle: 30 degrees (min.) / 180 degrees (max.)
- ▶ For PCD-16/25/40/60 only



# PLN series 20~96W

## Features

- Constant current mode (PLN-20/30/45/60)
- Constant current + constant voltage (PLN-100)
- Universal AC input (90 to 295VAC) / Full range
- Fully isolated plastic case with IP64 level
- Isolation class II, no F.G. for PLN-20/30
- Class 2 power unit / Pass LPS
- User adjustable output voltage (except for PLN-20) and current protection level
- Suitable for LED lighting with independent applications
- Protections: Short circuit / Over current / Over voltage / Over temperature
- 2 years warranty

	PLN-20	PLN-30	PLN-45/60	PLN-100						
<b>INPUT</b>	<table border="1"> <tr> <td>PLN-20</td> <td>PLN-30</td> <td>PLN-45/60/100</td> </tr> <tr> <td></td> <td></td> <td></td> </tr> </table>				PLN-20	PLN-30	PLN-45/60/100			
PLN-20	PLN-30	PLN-45/60/100								
<b>OUTPUT</b>	<table border="1"> <tr> <td>PLN-20</td> <td>PLN-30/45/60/100</td> </tr> <tr> <td></td> <td></td> </tr> </table>				PLN-20	PLN-30/45/60/100				
PLN-20	PLN-30/45/60/100									
AC input voltage range	90~277VAC; 127~392VDC	90~295VAC ; 127~417VDC								
AC inrush current (max.)	Cold start, 35A at 230VAC			Cold start, 40A at 230VAC						
DC adjustment range	None	95%~108%	85%~100%							
Current adjustment range	75%~100%	75%~103%								
Over current protection	95%~110% constant current limiting, auto-recovery	100%~110% constant current limiting, auto-recovery	95%~110% constant current limiting, auto-recovery	95%~102% constant current limiting, auto-recovery						
Over voltage protection	105%~142%	110%~155%	115%~140%	107%~135%						
Setup time	500ms at full load and 230VAC									
Total harmonic distortion	THD<20%									
Withstand voltage	I/P-O/P: 3.75kVAC		I/P-O/P: 3.75kVAC I/P-FG: 2kVAC O/P-FG: 1.5kVAC							
Working temperature	-30~+60°C		-30~+50°C (refer to output derating curve)							
Safety standards	TUV EN61347-1, EN61347-2-13, EAC TP TC 004 approved for PLN series; UL8750 approved for PLN-20/45/60, UL879, UL1310 approved for PLN-30/45/60/100									
EMC standards	EN55015, EN55032 class B (PLN-100 only), EN61000-3-2 class C, EN61000-3-3, EN61000-4-2,3,4,5,6,8,11, EN61547, EAC TP TC 020									
Connection	Input	UL rated, UL1015 18AWGx2C (32cm)	UL rated, SVT 18AWGx2C (32cm)	UL rated, SVT 18AWGx3C (30cm)						
	Output	UL rated, SVT 18AWGx2C (32cm)	UL rated, SVT 18AWGx2C (30cm)	UL rated, SVT 18AWGx2C (31cm)						
Dimension (LxWxH) (mm)	148.5x 38.5x 28	145x 47x 30	181x 61.5x 35	200x 70.5x 35						

### PLN-20 Series



Model No.	Output	Tol.	R&N	Effi.
PLN-20-12	12V, 0~1.6A	±10%	2.5V	80.0%
PLN-20-18	18V, 0~1.1A	±10%	3.0V	81.0%
PLN-20-24	24V, 0~0.8A	±10%	3.0V	82.0%
PLN-20-36	36V, 0~0.55A	±10%	3.0V	83.0%
PLN-20-48	48V, 0~0.42A	±10%	3.8V	83.5%

### PLN-30 Series



Model No.	Output	Tol.	R&N	Effi.
PLN-30-9	9V, 0~3.3A	±10%	2.6V	80.0%
PLN-30-12	12V, 0~2.5A	±10%	2.0V	82.5%
PLN-30-15	15V, 0~2.0A	±10%	2.6V	83.5%
PLN-30-20	20V, 0~1.5A	±10%	2.6V	84.0%
PLN-30-24	24V, 0~1.25A	±10%	2.6V	84.0%
PLN-30-27	27V, 0~1.12A	±10%	2.3V	84.5%
PLN-30-36	36V, 0~0.84A	±10%	4.5V	85.0%
PLN-30-48	48V, 0~0.63A	±10%	3.7V	85.5%

### PLN-45 Series



Model No.	Output	Tol.	R&N	Effi.
PLN-45-12	12V, 0~3.8A	±10%	2.0V	83.5%
PLN-45-15	15V, 0~3.0A	±10%	2.4V	85.0%
PLN-45-20	20V, 0~2.3A	±10%	1.8V	86.5%

Model No.	Output	Tol.	R&N	Effi.
PLN-45-24	24V, 0~1.9A	±10%	2.7V	86.5%
PLN-45-27	27V, 0~1.7A	±10%	2.7V	86.5%
PLN-45-36	36V, 0~1.25A	±10%	3.6V	87.5%
PLN-45-48	48V, 0~0.95A	±10%	4.6V	87.5%

### PLN-60 Series



Model No.	Output	Tol.	R&N	Effi.
PLN-60-12	12V, 0~5.0A	±10%	2.0V	85.0%
PLN-60-15	15V, 0~4.0A	±10%	2.4V	86.0%
PLN-60-20	20V, 0~3.0A	±10%	1.8V	87.5%
PLN-60-24	24V, 0~2.5A	±10%	2.7V	87.0%
PLN-60-27	27V, 0~2.3A	±10%	2.7V	88.0%
PLN-60-36	36V, 0~1.7A	±10%	3.6V	89.0%
PLN-60-48	48V, 0~1.3A	±10%	4.6V	89.0%

### PLN-100 Series



Model No.	Output	Tol.	R&N	Effi.
PLN-100-12	12V, 0~5.0A	±3%	150mV	83.0%
PLN-100-15	15V, 0~5.0A	±3%	150mV	85.0%
PLN-100-20	20V, 0~4.8A	±3%	150mV	88.5%
PLN-100-24	24V, 0~4.0A	±3%	150mV	88.5%
PLN-100-27	27V, 0~3.55A	±3%	150mV	88.0%
PLN-100-36	36V, 0~2.65A	±2%	150mV	88.0%
PLN-100-48	48V, 0~2.0A	±2%	200mV	88.5%

# HLN series 40~80W

## Features

- Constant voltage + constant current modes
- Universal AC input (90 to 305VAC) / Full range
- High efficiency up to 91%
- Fully isolated plastic case with IP64 level
- Class 2 power unit / Pass LPS
- Suitable for dry, damp location
- Suitable for LED lighting with independent applications
- Protections: Short circuit / Over current / Over voltage / Over temperature
- Multiple models for choice:
  - A-Type: IP64 rated. Output voltage and constant current level can be adjusted through internal potentiometer
  - B-Type: IP64 rated and **built-in 3 in 1 dimming function** (1-10VDC, PWM signal, or resistance)
- 3 years warranty



AC input voltage range	90~305VAC; 127~431VDC		
AC inrush current (max.)	Cold start, 50A at 230VAC	Cold start, 55A at 230VAC	Cold start, 70A at 230VAC
DC adjustment range	±10% rated output voltage (A-Type only)		
Current adjustment range	60%~100%		
Over current protection	95%~108% constant current limiting, auto-recovery		
Over voltage protection	109%~150% rated output voltage		
Setup, rise, hold up time	500ms, 80ms, 16ms at full load and 230VAC		
Total harmonic distortion	THD<20%		
Withstand voltage	I/P-O/P: 3.75kVAC, I/P-FG: 2kVAC, O/P-FG:1.5kVAC		
Working temperature	-40~+50°C (refer to output derating curve)		
Safety standards	UL8750, TUV EN61347-1, EN61347-2-13, EAC TP TC 004 approved; Design refer to UL/EN60950-1, EN60335-1 for HLN-40H/60H		
EMC standards	EN55015, EN61000-3-2 class C, EN61000-3-3, EN61000-4-2,3,4,5,6,8,11, EN61547, EAC TP TC 020		
Connection	Input	UL rated, SVT 18AWGx3C (30cm)	
	Output	A-Type: UL rated, SVT 18AWGx2C (30cm) ; B-Type: UL rated, SVT 18AWGx4C (30cm)	
Dimension (LxWxH) (mm)	161 x 61.5 x 35		181 x 61.5 x 35

## HLN-40H Series



Model No.	Output	Tol.	R&N	Effi.
HLN-40H-12(A)	12V, 0~3.33A	±2.5%	150mV	86.5%
HLN-40H-15(A)	15V, 0~2.67A	±2.0%	150mV	86.5%
HLN-40H-20(A)	20V, 0~2.00A	±1.0%	150mV	87.5%
HLN-40H-24(A)	24V, 0~1.67A	±1.0%	150mV	88.0%
HLN-40H-30(A)	30V, 0~1.34A	±1.0%	200mV	88.5%
HLN-40H-36(A)	36V, 0~1.12A	±1.0%	200mV	88.5%
HLN-40H-42(A)	42V, 0~0.96A	±1.0%	300mV	88.5%
HLN-40H-48(A)	48V, 0~0.84A	±1.0%	300mV	89.0%
HLN-40H-54(A)	54V, 0~0.75A	±1.0%	300mV	89.0%

○ = A or B

## HLN-60H Series



Model No.	Output	Tol.	R&N	Effi.
HLN-60H-15(A)	15V, 0~4.0A	±2.0%	150mV	87.0%
HLN-60H-20(A)	20V, 0~3.0A	±1.0%	150mV	88.5%
HLN-60H-24(A)	24V, 0~2.5A	±1.0%	150mV	89.0%

Model No.	Output	Tol.	R&N	Effi.
HLN-60H-30(A)	30V, 0~2.0A	±1.0%	200mV	89.5%
HLN-60H-36(A)	36V, 0~1.70A	±1.0%	200mV	90.0%
HLN-60H-42(A)	42V, 0~1.45A	±1.0%	300mV	90.0%
HLN-60H-48(A)	48V, 0~1.30A	±1.0%	300mV	90.5%
HLN-60H-54(A)	54V, 0~1.15A	±1.0%	300mV	90.5%

○ = A or B

## HLN-80H Series



Model No.	Output	Tol.	R&N	Effi.
HLN-80H-12(A)	12V, 0~5.0A	±2.5%	150mV	88.0%
HLN-80H-15(A)	15V, 0~5.0A	±2.0%	150mV	89.0%
HLN-80H-20(A)	20V, 0~4.0A	±1.0%	150mV	90.0%
HLN-80H-24(A)	24V, 0~3.4A	±1.0%	150mV	90.5%
HLN-80H-30(A)	30V, 0~2.7A	±1.0%	200mV	91.0%
HLN-80H-36(A)	36V, 0~2.3A	±1.0%	200mV	91.0%
HLN-80H-42(A)	42V, 0~1.95A	±1.0%	200mV	91.0%
HLN-80H-48(A)	48V, 0~1.7A	±1.0%	200mV	91.0%
HLN-80H-54(A)	54V, 0~1.5A	±1.0%	200mV	91.0%

○ = A or B

# OWA series 60~120W

## Features

- Constant voltage + constant current modes
- Universal AC input / Full range
- Built-in active PFC function (OWA-90/120)
- No load power consumption <0.15W
- Energy efficiency Level VI
- Fully encapsulated with IP67 level for power body
- Isolation class II, no F.G.
- Class 2 power unit (OWA-60 & OWA-90-20~54)
- Protections: Short circuit / Over current / Over voltage / Over temp.
- Suitable for dry and damp location
- 5 years warranty

INPUT		OWA-60	OWA-90	OWA-120
OWA-60/90/120				
U-Type	E-Type			
OUTPUT				
OWA-60				
U-Type	E-Type			
OWA-90/120				
U-Type	E-Type			

AC input voltage range	90~264VAC ; 127~370VDC (180~264VAC ; 254~370VDC for OWA-120E)				
AC inrush current (max.)	Cold start, 65A at 230VAC	Cold start, 60A at 230VAC			
Over current protection	95%~108% constant current limiting, auto-recovery				
Over voltage protection	110%~140% rated output voltage				
Over temp. protection	Shut down output voltage, re-power on to recover				
Setup, rise, hold up time	500ms, 80ms, 16ms at full load and 230VAC				
Withstand voltage	I/P-O/P: 3.75KVAC				
Working temperature	-35~+70°C	-40~+70°C (refer to output derating curve)			
Safety standards	U-Type	UL8750 Listed approved			
	E-Type	DEKRA IEC/EN60335-1(except for 48~54V), IEC/EN61558-1, EN61558-2-16, EAC TP TC 040 approved	TUV EN60335-1(except for 42~54V), EN61558-1, EN61558-2-16, EAC TP TC 040 approved	DEKRA IEC/EN60335-1(except for 48~54V), IEC/EN61558-1, EN61558-2-16, EAC TP TC 040 approved	
EMC standards	U-Type: FCC Part 15; E-Type: EN55014, EN55032 class B, EN61000-3-2,-3, EAC TP TC 020				
Connection	Input	Plug	U-Type: NEMA 1-15P plug; E-Type: CEE 7/7 EU plug		
		Cable	U-Type: UL rated, SVT 18AWGx2C (150cm); E-Type: H05RN-F 1.0mm <sup>2</sup> x2C (150cm)		
	Output	Plug	2.1φ x 5.5φ x 11mm / C+	U-Type: Power DIN 4P (with lock) type, or 2.5φ x 5.5φ x 11mm/C+, tuning fork type (20~54V only)	E-Type: XLR 4P, male type
		Cable	U-Type : UL1185 16AWG x 2C (30cm); E-Type : H05RN-F 1.0mm <sup>2</sup> x 2C (30cm)	U-Type: UL2464 18AWGx4C (30cm) for Power DIN 4P type; UL246416AWGx2C (30cm) for tuning fork type; E-Type : H05RN-F 1.0mm <sup>2</sup> x2C (30cm)	U-Type: UL2464 18AWGx4C (30cm); E-Type : H07RN-F 1.5mm <sup>2</sup> x2C (30cm)
Dimension (LxWxH)(mm)	130x 53x 35	171x 63x 37.5	191x 63x 37.5		

## OWA-60 Series

Model No.	Output	Tol.	R&N	Effi.
OWA-60□-12	12V, 0~5A	±4%	150mV	88%
OWA-60□-15	15V, 0~4A	±4%	150mV	89%
OWA-60□-20	20V, 0~3A	±4%	150mV	89%
OWA-60□-24	24V, 0~2.5A	±3%	150mV	90%
OWA-60□-30	30V, 0~2A	±3%	200mV	90%
OWA-60□-36	36V, 0~1.67A	±2%	200mV	90%
OWA-60□-42	42V, 0~1.5A	±1%	250mV	90%
OWA-60□-48	48V, 0~1.25A	±1%	250mV	91%
OWA-60□-54	54V, 0~1.12A	±1%	350mV	91%

□ = U / E; U: American 2P, E: European 2P

## OWA-90 Series

Model No.	Output	Tol.	R&N	Effi.
OWA-90□-12	12V, 0~7.5A	±4%	150mV	89%
OWA-90□-15	15V, 0~6A	±4%	150mV	90%
OWA-90□-20-△	20V, 0~4.5A	±4%	150mV	90%
OWA-90□-24-△	24V, 0~3.75A	±3%	150mV	90%

Model No.	Output	Tol.	R&N	Effi.
OWA-90□-30-△	30V, 0~3A	±3%	200mV	90%
OWA-90□-36-△	36V, 0~2.5A	±2%	200mV	91%
OWA-90□-42-△	42V, 0~2.15A	±1%	250mV	91%
OWA-90□-48-△	48V, 0~1.88A	±1%	250mV	91%
OWA-90□-54-△	54V, 0~1.67A	±1%	350mV	91%

□ = U / E; U: American 2P, E: European 2P  
 △ = Blank/P1M; Blank: Power DIN 4P with lock type,  
 P1M: 2.5φx5.5φx11mm/C+, tuning fork type

## OWA-120 Series



Model No.	Output	Tol.	R&N	Effi.
OWA-120□-12	12V, 0~10A	±4%	150mV	87.5%
OWA-120□-15	15V, 0~8A	±4%	150mV	89%
OWA-120□-20	20V, 0~6A	±4%	150mV	90%
OWA-120□-24	24V, 0~5A	±4%	150mV	90.5%
OWA-120□-30	30V, 0~4A	±3%	200mV	90%
OWA-120□-36	36V, 0~3.4A	±2%	200mV	90%
OWA-120□-42	42V, 0~2.9A	±1%	250mV	90.5%
OWA-120□-48	48V, 0~2.5A	±1%	250mV	90.5%
OWA-120□-54	54V, 0~2.3A	±1%	350mV	90.5%

□ = U / E; U: American 2P, E: European 2P

# GSV series 30~60W

## Features

- AC 100~264V Input with PFC(GSV30)
- Class II/2 power unit, no FG
- Meet EN61347 regulation
- Meet EN61000-3-2 harmonic current
- Constant voltage output
- No load power consumption<0.5W
- Dimmable with a PWM Dimmer
- Suitable for indoor LED lighting applications
- Protection: Short circuit / Over load / Over voltage
- 3 years warranty

		GSV30	GSV60
			
AC input voltage range	100~264VAC; 141~373VDC		180~264VAC; 255~373VDC
AC inrush current (max.)	Cold start, 66A at 230VAC		
Setup time	500ms at full load and 230VAC		
Total harmonic distortion	THD<20%		
Short circuit protection	Hiccup mode, auto-recovery		
Withstand voltage	I/P-O/P: 3.75kVAC		
Working temperature	-20~+50°C ( refer to output derating curve)		-20~+40°C ( refer to output derating curve)
Safety standards	EN61347-1, EN61347-2-13 approved		
EMC standards	EN55015, EN61000-3-2 class C, EN61000-3-3, EN61000-4-2,3,4,5,6,8,11, EN61547		
Connection	Input	Fixed	European 2P
		Interchangeable	Optional: Australian type / U.K type / European type / US type
	Output	Plug	2.1φ x 5.5φ x 11mm, C+
		Cable	UL2468 1500+150/-0mm
Dimension (LxWxH)(mm)		75.5x32x47.5	

## GSV30 Series



## ▶ GSV30/60 Application Diagram

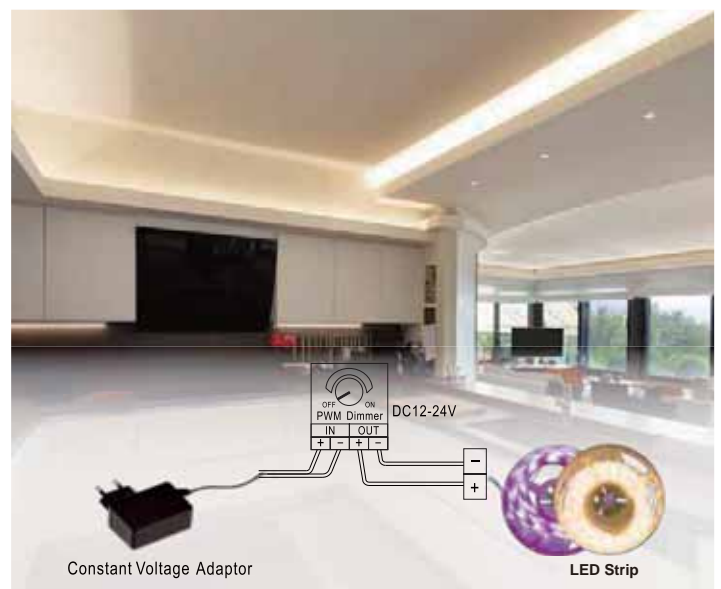
Model No.	Output	Vo Tol.	R&N	Effi.
GSV30□-12	12V, 0~2.5A	±1.5V	2.5V	82.0%
GSV30□-24	24V, 0~1.25A	±2.0V	3.5V	85.0%
GSV30□-48	48V, 0~0.625A	±4.0V	4.5V	88.0%

## GSV60 Series



Model No.	Output	Vo Tol.	R&N	Effi.
GSV60□-12	12V, 0~4.16A	±1.5V	2.5V	81.0%
GSV60□-24	24V, 0~2.5A	±2.25V	4V	85.0%
GSV60□-48	48V, 0~1.25A	±4.5V	5.5V	91.0%

□ = E: European 2 pin;  
Optional I: interchangeable type available by request.





# Plastic Case

With PFC + Terminal block

- 28 SLD Series (50~80W)
- 29 LDC Series (35~80W)
- 30 LCM Series (25~60W)
- 31 LCM-U Series (40~60W)
- 32 LCM-KN Series (25~60W)
- 33 IDLV Series (25~65W)
- 34 IDLC Series (25~65W)
- 35 PLM Series (12~25W)
- 36 PLM-E Series (12~25W)
- 37 PLC Series (30~100W)



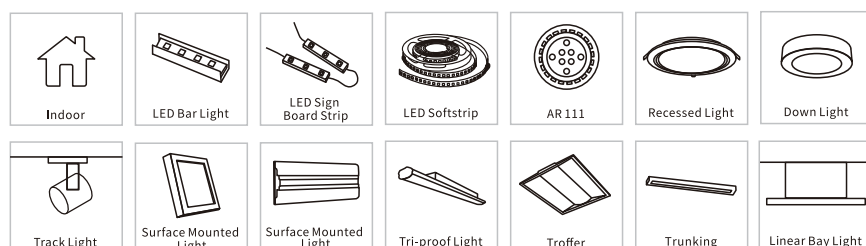
**FEREKS**

LED lighting solutions

MEAN WELL has a wide range terminal block type indoor LED driver for most Indoor LED lighting luminaires. The design as an independent control gear includes LCM, IDLC and PLM series, which accept full range input voltage and feature 0-10V or DALI dimming function with global safety approvals. Besides, IDLC and LCM series can provide auxiliary power for the IoT intelligent dimming application.

Other highlights for this category are the SLD and LDC series for linear fixtures. As a special shape design of the linear fixtures, slim and linear LED drivers are required. SLD and LDC series emphasizes the compact design with merely 16.8~21mm in height and 30mm in width.

## Application



# SLD series 50~80W

## Features

- Constant voltage + Constant current mode output
- Universal AC input 110~305VAC input
- Plastic housing with Class II design
- SELV and Isolated Design
- Class 2 power unit (Except for SLD-80-12)
- Slim and Linear housing Design
- No load power consumption < 0.5W
- Protections: Short circuit / Over current / Over voltage / Over temp.
- Meet with EN61347 regulation
- Meet EN61000-3-2 Harmonic current
- 3 years warranty

	SLD-50	SLD-80
		
AC input voltage range	110~305VAC; 154~431VDC	
AC inrush current (max.)	Cold start, 50A at 230VAC	
Setup time	500ms at 230VAC	
Total harmonic distortion	THD < 10%	
Short circuit protection	Hiccup mode, recovers automatically after fault condition is removed	
Over temp. protection	Shut down output voltage, re-power on to recover	
Withstand voltage	I/P-O/P: 3.75KVAC	
Working temperature	Tcase = -20~+90°C (Please refer to "OUTPUT LOAD vs TEMPERATURE" section)	
Safety standards	UL8750(type"HL"), CSA C22.2 No. 250.13-12, ENEC EN61347-1, EN61347-2-13 independent, EN62384, EAC TP TC 004, GB19510.1, GB19510.14, BIS ISI5885 approved	
EMC standards	EN55015, EN61000-3-2 Class C (@load ≥ 60%); EN61000-3-3; GB17743 and GB17625.1, EN61000-4-2, 3, 4, 5, 6, 8, 11; EN61547, light industry level (surge immunity Line-Line 1KV), EAC TP TC 020	
Dimension (LxWxH)(mm)	280x 30x 16.8	320x 30x 16.8

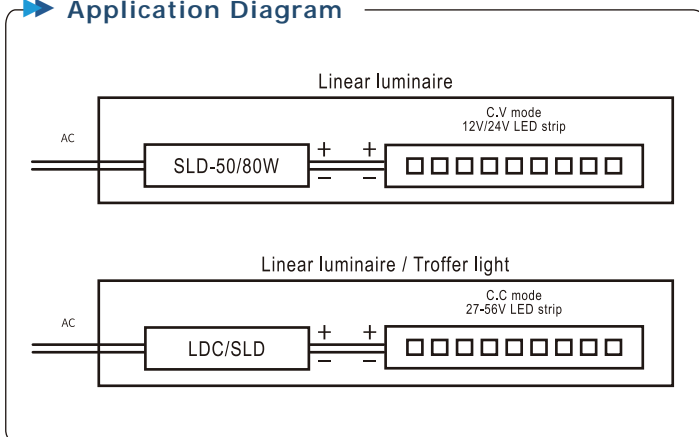
### SLD-50 Series

Model No.	Output	Tol.	R&N	Effi.
SLD-50-12	7.2~12V, 4.2A	±4%	150mV	88%
SLD-50-24	14.4~24V, 2.1A	±3%	240mV	90%
SLD-50-56	30~56V, 0.9~1.4A	±1%	350mV	90%

### SLD-80 Series

Model No.	Output	Tol.	R&N	Effi.
SLD-80-12	7.2~12V, 6.6A	±4%	150mV	88%
SLD-80-24	14.4~24V, 3.3A	±3%	240mV	90%
SLD-80-56	30~56V, 1.4~2.1A	±1%	350mV	90%

### Application Diagram



### SLD & LDC Linear series Selection guide


output Model	12V	24V	56V	0-10V	DALI	Push Dim	warranty
LDC-35			✓	✓	✓	✓	5
LDC-55			✓	✓	✓	✓	5
LDC-80			✓	✓	✓	✓	5
SLD-50	✓	✓	✓				3
SLD-80	✓	✓	✓				3

\* 56V output is C.P mode output

# LDC series 35~80W

## Features

- Constant power mode (Full power at 70~100% current)
- Linear metal housing
- SELV and Isolated Design
- Flicker-Free
- No load power consumption < 0.5W
- Push terminal style I/O
- Protections: Short circuit / Over temperature / Over voltage
- 5 years warranty

- Multiple types for choice:
  - Blank-Type: Without dimming function
  - B-Type: Built-in 3 in 1 dimming function (0~10VDC, PWM signal or resistance)
  - DA-Type: Built-in DALI interface, push dimming function
  - DA2-Type: DALI 2.0 (only for LDC-55) 
- Output current level can be adjusted by resistance
- Built-in temperature compensation function by external NTC

	LDC-35(DA)	LDC-55(DA)	LDC-80(DA)
<b>INPUT</b>			
<b>OUTPUT</b>			
			
AC input voltage range	180~295VAC		
AC inrush current (max.)	Cold start, 30A at 230VAC	Cold start, 65A at 230VAC	Cold start, 55A at 230VAC
Setup time	500ms at 230VAC		
Short circuit protection	Constant current limiting or hiccup mode, auto-recovery		
Over temp. protection	Shut down o/p voltage with auto-recovery		
Withstand voltage	I/P-O/P:3.75KVAC, I/P-FG:2KVAC, O/P-FG:1.5KVAC		
Working temperature	Tcase=-25~+80°C		
Safety standards	UL8750, ENEC EN/AS/NZS61347-1, EN/AS/NZS61347-2-13, EN62384, GB19510.14, GB19510.1, EAC TP TC 004, BIS IS15885		
DALI standards	Design refer to IEC62386-101, 102, 207 (DA-Type only)		
EMC standards	EN55015, EN61000-3-2 Class C, EN61000-3-3, EN61000-4-2,3,4,5,6,8,11, EN61547, GB/T17743, GB17625.1, EAC TP TC 020		
Dimension (LxWxH)(mm)	280x 30x 21	320x 30x 21	360x 30x 21

**LDC-35(DA)**                    

Model No.	Output	Io Tol.	Effi.
LDC-35□	27~56V, 300~1000mA	5%	88%

□ = Blank, B or DA

**LDC-55(DA)**                       
except for DA2-Type

Model No.	Output	Io Tol.	Effi.
LDC-55□	27~56V, 500~1600mA	5%	90%

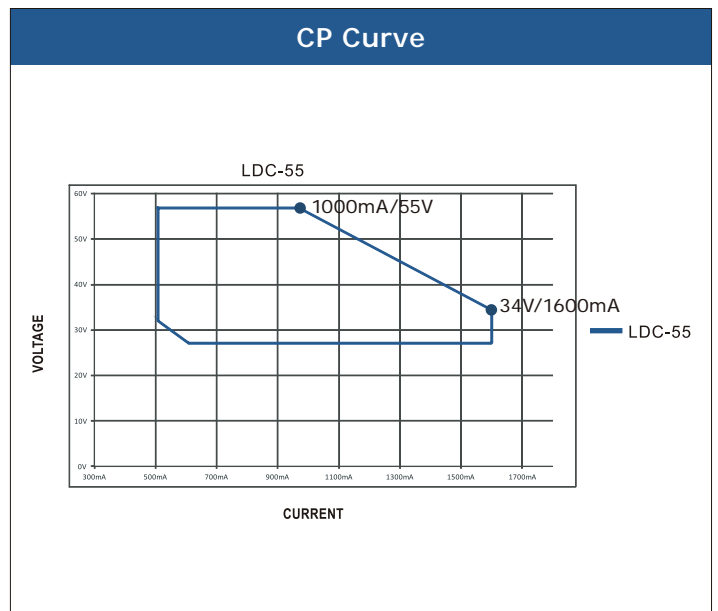
□ = Blank, B, DA or DA2

**LDC-80(DA)**                    

Model No.	Output	Io Tol.	Effi.
LDC-80□	27~56V, 700~2100mA	5%	90%

□ = Blank, B or DA

Note: DALI 2.0 is available, please consult MEAN WELL for details.



# LCM series 25~60W

## Features








- Constant current mode
- LCM-25(DA): 180~277VAC input only  
LCM-40(DA)/60(DA): 180~295VAC input only
- Multiple-stage output current level selectable by DIP switch
- No load power consumption <0.5W (LCM-25/25DA/40DA/60DA)
- Class II power unit, no F.G.
- Built-in 3 in 1 dimming function, 0~10VDC, PWM signal, or resistance (non DA-Type)
- Wireless driver with integrated EnOcean for LCM-40EO/60EO (by request)
- Built-in DALI interface and push dimming function (DA-Type)
- 12V/50mA auxiliary output for LCM-40/60 (LCM-40DA/60DA by request)
- Temperature compensation function by external NTC (40W/60W only)
- Power supplies synchronization function up to 10 units
- Built-in Bluetooth mesh wireless dimming for BLE types
- Protections: Short circuit / Over voltage (40W/60W only) / Over temp.
- 3 years warranty

		LCM-25/40/60(DA/BLE)		LCM-40EO/60EO
		INPUT	OUTPUT	
Non-DA Type	25W/40W/60W	25W	40W/60W	 By request
				
DA-Type				

AC input voltage range	180~277VAC; 254~380VDC(LCM-25), 180~295VAC; 254~417VDC(LCM-40/60)	
AC inrush current (Typ.)	Cold start, 20A at 230VAC	
Short circuit protection	Constant current limiting, recovers automatically after fault condition is removed	
Over voltage protection	LCM-40/40DA: 110~130VDC, LCM-60/60DA: 105~125VDC	
Setup time	500ms / 230VAC	
Total harmonic distortion	THD<20%	
Wireless protocol	EnOcean standard 868MHz for European (EO-Type)	
Withstand voltage	I/P-O/P: 3.75kVAC	
Working temperature	Tcase= -30~+85°C	Tcase= -30~+90°C
Safety standards	UL8750, ENEC EN61347-1, EN61347-2-13, EN62384, GB19510.14, GB19510.1, BIS IS15885, EAC TP TC 040 approved	
DALI standards	Comply with IEC62386-101, 102, 207 (DA-Type only)	
EMC standards	EN55015, EN61000-3-2 class C, EN61000-3-3, EN61000-4-2,3,4,5,6,8,11, EN61547, GB17625.1, GB17743, EAC TP TC 020	
Dimension (LxWxH)(mm)	105x 68x 23 (LCM-25), 123.5x 81.5x 23(LCM-40/60)	

LCM-25 Series








0-10VDC (non DA-Type) Bluetooth FC c us

Output	Io Tol.	Io Ripple	Effi.
350mA, 6~54V	±5%	5% (max.)	86%
500mA, 6~50V			
600mA, 6~42V			
700mA, 6~36V (Factory setting)			
900mA, 6~28V			
1050mA, 6~24V			

LCM-40 Series








0-10VDC (non DA-Type) Bluetooth FC c us

Output	Io Tol.	Io Ripple	Effi.
700mA, 2~57V (Factory setting)	±5%	5% (max.)	91%
900mA, 2~45V			
1050mA, 2~40V			

LCM-40 Series








0-10VDC (non DA-Type) Bluetooth FC c us

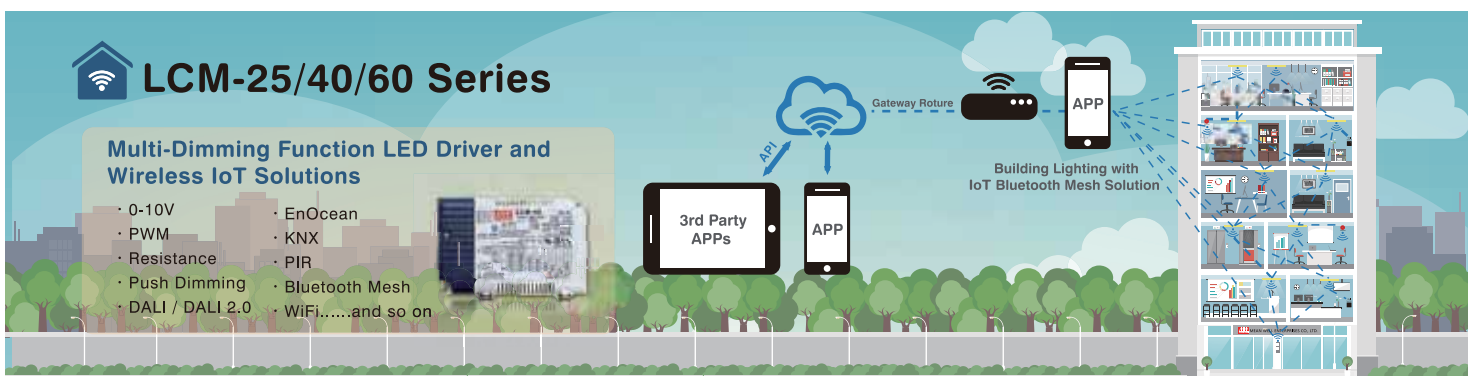
Output	Io Tol.	Io Ripple	Effi.
350mA, 2~100V	±5%	5% (max.)	91%
500mA, 2~80V			
600mA, 2~67V			

LCM-60 Series

0-10VDC (non DA-Type) Bluetooth FC c us

Output	Io Tol.	Io Ripple	Effi.
500mA, 2~90V	±5%	5% (max.)	92%
600mA, 2~90V			
700mA, 2~86V (Factory setting)			
900mA, 2~67V			
1050mA, 2~57V			
1400mA, 2~42V			





# LCM-U series 40~60W

## Features

- Constant current mode
- 90~132VAC input only
- Multiple-stage output current level selectable by DIP switch
- Class II power unit, no F.G.
- Built-in 3 in 1 dimming function, 0~10VDC, PWM signal, or resistance (non DA-Type)
- Wireless driver with integrated EnOcean for LCM-40EO/60EO (by request)
- Built-in DALI interface and push dimming function (DA-Type)
- 12V/50mA auxiliary output for LCM-40U/60U (LCM-40UDA/60UDA by request)
- Temperature compensation function by external NTC
- Power supplies synchronization function up to 10 units
- Suitable for indoor LED lighting applications
- Protections: Short circuit / Over voltage / Over temp.
- 3 years warranty

	LCM-40U(DA)/60U(DA)		LCM-40UEO/60UEO
			By request

AC input voltage range	90~132VAC ; 127~186VDC
AC inrush current (Typ.)	Cold start, 15A at 230VAC
Short circuit protection	Constant current limiting, recovers automatically after fault condition is removed
Over voltage protection	LCM-40U(DA): 110~130VDC, LCM-60U(DA): 105~125VDC
Over temperature protection	Shut down o/p voltage, auto-recovery or re-power on to recover
Setup time	1000ms / 115VAC
Total harmonic distortion	THD<20%
Wireless protocol	EnOcean standard 902MHz for USA/Canada (EO-Type)
Withstand voltage	I/P-O/P: 3.75kVAC
Working temperature	Tcase= -30~+90°C
Safety standards	UL8750 approved
DALI standards	Comply with IEC62386-101, 102, 207 (DA-Type only)
EMC standards	FCC part 15
Dimension (LxWxH)(mm)	123.5x 81.5x 23

## LCM-40U Series



Output	Io Tol.	Io Ripple	Effi.	DIP Switch					
				1	2	3	4	5	6
350mA, 2~100V	±5%	5% (max.)	87.5%	----	----	----	----	----	----
500mA, 2~70V				ON	----	----	----	----	----
600mA, 2~59V				ON	ON	----	----	----	----
700mA, 2~50V (Factory setting)				ON	ON	ON	----	----	ON
900mA, 2~39V				ON	ON	ON	ON	----	ON
1050mA, 2~34V				ON	ON	ON	ON	ON	ON

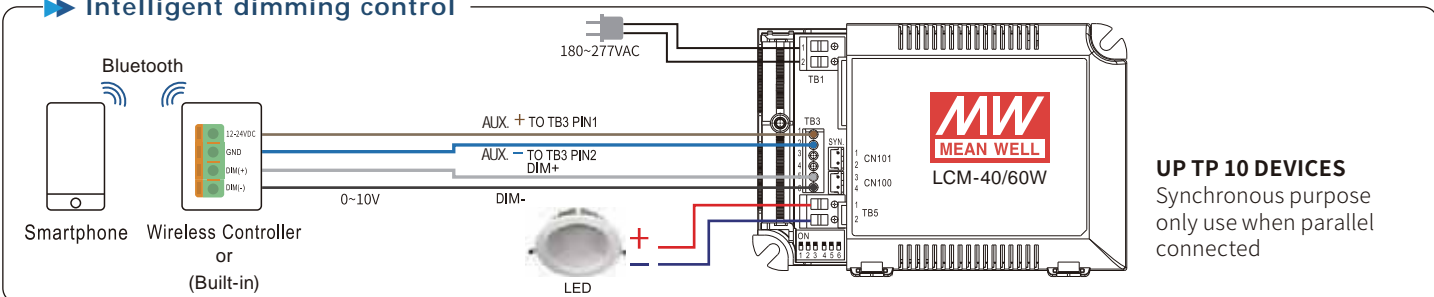
## LCM-60U Series



Output	Io Tol.	Io Ripple	Effi.	DIP Switch					
				1	2	3	4	5	6
500mA, 2~90V	±5%	5% (max.)	89%	----	----	----	----	----	----
600mA, 2~84V				ON	----	----	----	----	----
700mA, 2~72V (Factory setting)				ON	ON	----	----	----	----
900mA, 2~56V				ON	ON	ON	----	----	ON
1050mA, 2~48V				ON	ON	ON	ON	----	ON
1400mA, 2~36V				ON	ON	ON	ON	ON	ON

▶ LCM-40U/60U are primary models with 0~10VDC, PWM or resistance signal dimming function.

### ▶ Intelligent dimming control






**UP TO 10 DEVICES**  
Synchronous purpose only use when parallel connected

# LCM-KN series 25~60W

## Features

- Constant current mode output
- KNX protocol
- Multiple-stage output current level selectable by DIP switch
- support emergency lighting(EL)
- Integrated constant light output
- Integrated KNX push button interface
- synchronization up to 10units
- Multiple models for choice:
  - Blank-Type: KNX and push dimming, with standby power consumption<0.5W
  - AUX-Type: KNX and push dimming, with standby power consumption<1.2W and Auxiliary DC output
- Protections: Short circuit / Over voltage / Over temp.
- 3 years warranty

	LCM-25KN	LCM-40KN	LCM-60KN
<b>INPUT</b>			
<b>OUTPUT</b>			
			
AC input voltage range	180 ~ 277VAC; 220 ~ 417VDC	180 ~ 295VAC; 220 ~ 417VDC	
AC inrush current (Typ.)	COLD START, 20A at 230VAC; Per NEMA 410		
Short circuit protection	Constant current limiting, recovers automatically after fault condition is removed		
Over voltage protection	---	110 ~ 130V	105 ~ 125V
Over temperature protection	Shutdown o/p voltage, re-power on to recover		
Setup time	500ms / 230VAC		
Total harmonic distortion	THD< 20%		
Withstand voltage	I/P-O/P:3.75KVAC		
Working temperature	Tcase= -30~+85°C(Please refer to "OUTPUT LOAD vs TEMPERATURE" section)	Tcase=-30~+90°C(Please refer to " OUTPUT LOAD vs TEMPERATURE" section)	
Safety standards	CSA C22.2 No.250.13-12(LCM-25KN only); ENEC EN61347-1, EN61347-2-13, EN62384 independent, GB19510.14,GB19510.1, EAC TP TC 004 approved		
KNX standards	Certified protocol		
EMC standards	EN55015, EN61000-3-2 Class C(@load≥40%) ; EN61000-3-3; GB17625.1,GB17743,EN61000-4 -2,3,4,5,6,8,11, EN61547, light industry level(surge immunity Line-Line 2KV), EAC TP TC 020		
Dimension (LxWxH)(mm)	105x 68x 23	123.5x 81.5x 23	

## LCM-25KN Series



Output	Io Tol.	Io Ripple	Effi.	DIP Switch					
				1	2	3	4	5	6
350mA, 6~54V	±5%	5% (max.)	86%	----	----	----	----	----	----
500mA, 6~50V				ON	----	----	----	----	----
600mA, 6~42V				ON	ON	----	----	----	----
700mA, 6~36V (Factory setting)				ON	ON	ON	----	----	ON
900mA, 6~28V				ON	ON	ON	ON	----	ON
1050mA, 6~24V				ON	ON	ON	ON	ON	ON

## LCM-40KN Series



Output	Io Tol.	Io Ripple	Effi.	DIP Switch					
				1	2	3	4	5	6
350mA, 2~100V	±5%	5% (max.)	90%	----	----	----	----	----	----
500mA, 2~80V				ON	----	----	----	----	----
600mA, 2~67V				ON	ON	----	----	----	----
700mA, 2~57V (Factory setting)				ON	ON	ON	----	----	ON
900mA, 2~45V				ON	ON	ON	ON	----	ON
1050mA, 2~40V				ON	ON	ON	ON	ON	ON

## LCM-60KN Series



Output	Io Tol.	Io Ripple	Effi.	DIP Switch					
				1	2	3	4	5	6
500mA, 2~90V	±5%	5% (max.)	91%	----	----	----	----	----	----
600mA, 2~90V				ON	----	----	----	----	----
700mA, 2~86V (Factory setting)				ON	ON	----	----	----	----
900mA, 2~67V				ON	ON	ON	----	----	ON
1050mA, 2~57V				ON	ON	ON	ON	----	ON
1400mA, 2~42V				ON	ON	ON	ON	ON	ON

# IDLV series 25~65W

## Features

- Constant voltage PWM style output mode
- IDLV-25/45: 90~295VAC input  
IDLV-65: 180~295VAC input only
- High efficiency up to 90%
- No load power consumption <0.5W (Blank-Type)
- Fully isolated plastic case with IP20 level
- Isolation class II, no F.G.
- Built-in 2 in 1 dimming function (0~10VDC or PWM signal)
- Built-in 12V/50mA auxiliary output (A-Type)
- Suitable for indoor LED strip lighting
- Protection: Short circuit / Over current
- 3 years warranty

	IDLV-25(A)	IDLV-45(A)	IDLV-65(A)
<b>INPUT</b>			
<b>OUTPUT (Blank-Type)</b>			
<b>OUTPUT (A-Type)</b>			
AC input voltage range	90 ~ 295VAC ; 127 ~ 417VDC		180 ~ 295VAC; 254 ~ 417VDC
AC inrush current (max.)	Cold start, 30A at 230VAC		
Setup time	500ms / 230AVC		
PWM dimming signal	10V PWM signal, frequency range 300Hz~3kHz		
Total harmonic distortion	THD<20%		
Short circuit protection	Shut down o/p voltage, repower on to recover		
Withstand voltage	I/P-O/P: 3.75KVAC		
Working temperature	Tcase= -20~+90°C	Tcase= -20~+85°C (refer to "OUTPUT LOAD vs TEMPERATURE")	
Safety standards	UL8750, ENEC EN/AS/NZS61347-1, EN/AS/NZS61347-2-13, EN62384, GB19510.14, GB19510.1, EAC TP TC 004, BIS IS15885(for 12V,24V,48V only) approved		
EMC standards	EN55015, EN61000-3-2 Class C, EN61000-3-3, EN61000-4-2,3,4,5,6,8,11, EN61547, GB17743, GB17625.1, EAC TP TC 020		
Connection (Input/Output)	4+4P push-in terminal block for Blank-Type, 4+6P for A-Type		
Dimension (LxWxH) mm	110 x 75 x 22	120 x 75 x 25	130 x 75 x 25

### IDLV-25/25A Series

Model No.	Output	Tol.	Effi.
IDLV-25□-12	12V, 0~1.8A	±10%	80%
IDLV-25□-24	24V, 0~1.05A	±10%	81%
IDLV-25□-36	36V, 0~0.7A	±10%	82%
IDLV-25□-48	48V, 0~0.52A	±10%	83%
IDLV-25□-60	60V, 0~0.42A	±10%	84%

□ = Blank/A; Blank: without auxiliary output, A: with auxiliary function

### IDLV-45/45A Series

Model No.	Output	Tol.	Effi.
IDLV-45□-12	12V, 0~3A	±10%	84%
IDLV-45□-24	24V, 0~1.88A	±10%	86%
IDLV-45□-36	36V, 0~1.25A	±10%	88%
IDLV-45□-48	48V, 0~0.94A	±10%	88%
IDLV-45□-60	60V, 0~0.75A	±10%	90%

□ = Blank/A; Blank: without auxiliary output, A: with auxiliary function

### IDLV-65/65A Series

Model No.	Output	Tol.	Effi.
IDLV-65□-12	12V, 0~4.2A	±10%	85%
IDLV-65□-24	24V, 0~2.4A	±10%	87%
IDLV-65□-36	36V, 0~1.8A	±10%	88%
IDLV-65□-48	48V, 0~1.35A	±10%	89%
IDLV-65□-60	60V, 0~1.08A	±10%	90%

□ = Blank/A; Blank: without auxiliary output, A: with auxiliary function


### IDL / IDP / ODL Series Difference

Series	Type	AC Input Range	IP	Output Mode
IDLC IDLV	Plastic case with T.B.	90~295VAC	IP20	IDLC/IDPC/ ODLC: C.C. mode
IDPC IDPV	PCB Type			
ODLC ODLV	Plastic case with lead wire	180~295VAC	IP67	IDLV/IDPV/ ODLV: C.V. mode

# IDLC series 25~65W

## Features

- Constant current mode
- Flicker free design
- IDLC-25/45: 90~295VAC input  
IDLC-65: 180~295VAC input only
- No load power consumption <0.5W (Blank/DA-Type)
- Fully isolated plastic case with IP20 level
- Isolation class II, no F.G.
- Built-in DALI interface (IDLC-45/65-DA)
- Built-in 2 in 1 dimming function (0~10VDC or PWM signal)
- Built-in 12V/50mA auxiliary output (A-Type)
- Suitable for indoor LED lighting applications
- Protection: Short circuit
- 3 years warranty



AC input voltage range	90 ~ 295VAC ; 127 ~ 417VDC	180 ~ 295VAC ; 254~417VDC
AC inrush current (max.)	Cold start, 30A at 230VAC	
Setup time	500ms / 230VAC	
PWM dimming signal	10V PWM signal, frequency range 300Hz~3kHz	
Total harmonic distortion	THD<20%	
Short circuit protection	Hiccup mode, auto-recovery	
Withstand voltage	I/P-O/P: 3.75KVAC	
Working temperature	Tcase= -20~+90°C	Tcase= -20~+85°C (refer to "OUTPUT LOAD vs TEMPERATURE")
Safety standards	UL8750, ENEC EN/AS/NZS61347-1(except for DA-Type), EN/AS/NZS61347-2-13(except for DA-Type), EN62384, GB19510.14, GB19510.1, EAC TP TC 004; BIS 15885 (refer to spec for models) approved	
DALI standards	IEC 62386-101, 102 (DA-Type only)	
EMC standards	EN55015, EN61000-3-2 Class C, EN61000-3-3, EN61000-4-2,3,4,5,6,8,11, EN61547, GB17743, GB17625.1, EAC TP TC 020	
Connection (Input/Output)	4+4P push-in terminal block for Blank/DA-Type, 4+6P for A-Type	
Dimension (LxWxH) mm	110 x 75 x 22	120 x 75 x 25

### IDLC-25(A) Series

(except for DA-Type)

Model No.	Output	Tol.	Effi.
IDLC-25□-350	49 ~ 70V, 350mA	±7%	82%
IDLC-25□-500	35 ~ 50V, 500mA	±7%	81.5%
IDLC-25□-700	25 ~ 36V, 700mA	±7%	82%
IDLC-25□-1050	17 ~ 24V, 1050mA	±7%	81.5%

□ = Blank/A; Blank: without auxiliary output, A: with auxiliary function

### IDLC-45(A) Series IDLC-45-DA Series

(except for DA-Type)

Model No.	Output	Tol.	Effi.
IDLC-45□-350○	57 ~ 95V, 350mA	±5%	86%
IDLC-45□-500○	54 ~ 90V, 500mA	±5%	85%
IDLC-45□-700○	38 ~ 64V, 700mA	±5%	85%
IDLC-45□-1050○	26 ~ 43V, 1050mA	±5%	84%
IDLC-45□-1400○	19 ~ 32V, 1400mA	±5%	83%

□ = Blank/A; Blank: without auxiliary output, A: with auxiliary function  
○ = Blank/DA; Blank: 2 in 1 dimming, DA: DALI

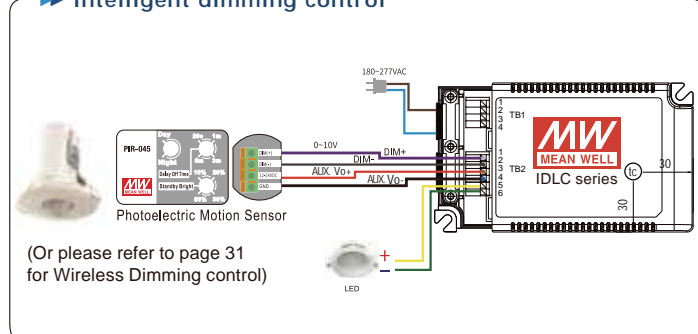
### IDLC-65(A) Series IDLC-65-DA Series

(except for DA-Type)

Model No.	Output	Tol.	Effi.
IDLC-65□-700○	69 ~ 93V, 700mA	±5%	89%
IDLC-65□-1050○	46 ~ 62V, 1050mA	±5%	87%
IDLC-65□-1400○	34 ~ 46V, 1400mA	±5%	86%
IDLC-65□-1750○	27 ~ 36V, 1750mA	±5%	86%

□ = Blank/A; Blank: without auxiliary output, A: with auxiliary function  
○ = Blank/DA; Blank: 2 in 1 dimming, DA: DALI

#### ▶ Intelligent dimming control







# PLM series 12~25W

## Features

- Constant current mode
- 110~295VAC input
- No load power consumption <0.5W
- Fully isolated plastic case with push terminal style I/O
- IP30 design
- Isolation class II, no F.G.
- Class 2 power unit (except for PLM-25-350)
- Low cost, high reliability
- Suitable for indoor LED lighting applications
- Protections: Short circuit
- 2 years warranty

	PLM-12	PLM-25
		
		
AC input voltage range	110~295VAC; 156~417VDC	
AC inrush current (max.)	Cold start, 15A at 230VAC	
Setup time	500ms at full load and 230VAC	
Total harmonic distortion	THD<20%	
Short circuit protection	Hiccup mode, auto-recovery	
Withstand voltage	I/P-O/P: 3.75kVAC	
Working temperature	-30~+50°C	-30~+45°C
Safety standards	UL8750, ENEC EN61347-1, EN61347-2-13, EN62384, GB19510.14, GB19510.1, EAC TP TC 004 approved	
EMC standards	EN55015, EN61000-3-2 class C, EN61000-3-3, EN61000-4-2,3,4,5,6,8,11, EN61547, GB17743, GB17625.1, EAC TP TC 020	
Connection (Input / Output)	2+2P push terminal block	
Dimension (LxWxH)(mm)	145x 38x 22	

### PLM-12 Series



Model No.	Output	Io Tol.	R&N	Effi.
PLM-12-350	22~36V, 350mA	±5%	3.6V	85%
PLM-12-500	15~24V, 500mA	±5%	2.4V	84%
PLM-12-700	11~18V, 700mA	±5%	2.4V	83%
PLM-12-1050	7~12V, 1050mA	±5%	1.8V	81%

### PLM-25 Series






Model No.	Output	Io Tol.	R&N	Effi.
PLM-25-350	42~72V, 350mA	±5%	7.2V	87%
PLM-25-500	30~50V, 500mA	±5%	5.0V	86%
PLM-25-700	21~36V, 700mA	±5%	3.6V	86%
PLM-25-1050	14~24V, 1050mA	±5%	2.4V	85%

# PLM-E series 12~25W

## Features

- Constant current mode
- 180~295VAC input
- No load power consumption <0.5W
- Fully isolated plastic case with push terminal style I/O
- IP30 design
- Isolation class II, no F.G.
- Low cost, high reliability
- Suitable for indoor LED lighting applications
- Protections: Short circuit
- 2 years warranty

	PLM-12E	PLM-25E
		
		
		
AC input voltage range	180~295VAC; 254~417VDC	
AC inrush current (max.)	Cold start, 15A at 230VAC	
Setup time	500ms at full load and 230VAC	
Total harmonic distortion	THD<20%	
Short circuit protection	Hiccup mode, auto-recovery	
Withstand voltage	I/P-O/P: 3.75kVAC	
Working temperature	-30~+50°C	-30~+45°C
Safety standards	ENEC EN61347-1, EN61347-2-13, EN62384, GB19510.14, GB19510.1, EAC TP TC 004 approved	
EMC standards	EN55015, EN61000-3-2 class C, EN61000-3-3, EN61000-4-2,3,4,5,6,8,11, EN61547, GB17743, GB17625.1, EAC TP TC 020	
Connection (Input / Output)	2+2P push terminal block	
Dimension (LxWxH)(mm)	145x 38x 22	

## PLM-12E Series



Model No.	Output	Io Tol.	R&N	Effi.
PLM-12E-350	22~36V, 350mA	±5%	5.5V	84%
PLM-12E-500	15~24V, 500mA	±5%	3.6V	83%
PLM-12E-700	11~18V, 700mA	±5%	3.6V	82%
PLM-12E-1050	7~12V, 1050mA	±5%	2.7V	78%

## PLM-25E Series



Model No.	Output	Io Tol.	R&N	Effi.
PLM-25E-350	42~72V, 350mA	±5%	9V	86%
PLM-25E-500	30~50V, 500mA	±5%	7.5V	85%
PLM-25E-700	21~36V, 700mA	±5%	5.4V	85%
PLM-25E-1050	14~24V, 1050mA	±5%	3.6V	82%

# PLC series 30~100W

## Features

- Constant current mode  
(Constant voltage + constant current modes for PLC-100)
- Universal AC input / Full range
- Fully isolated plastic case with screw terminal style I/O
- Adjustable output voltage and current level
- Class 2 power unit / Pass LPS
- Isolation class II, no F.G. for PLC-30
- Suitable for LED lighting and LED sign applications
- Protections: Short circuit / Over current / Over voltage / Over temperature
- Cooling by free air convection
- 2 years warranty



AC input voltage range	90~264VAC ; 127~370VDC		
AC inrush current (max.)	Cold start, 35A at 230VAC		Cold start, 40A at 230VAC
DC adjustment range	95%~110% rated output voltage	90%~110% rated output voltage	85%~100% rated output voltage
Current adjustment range	75%~103%		75%~100%
Over current protection	100%~110% constant current limiting, auto-recovery	95%~110% constant current limiting, auto-recovery	95%~102% constant current limiting, auto-recovery
Over voltage protection	110%~155% rated output voltage	115%~140% rated output voltage	107%~135% rated output voltage
Setup time	500ms at full load and 230VAC		
Withstand voltage	I/P-O/P: 3.75kVAC	I/P-O/P: 3.75kVAC, I/P-FG: 2kVAC, O/P-FG:1.5kVAC	
Working temperature	-30~+50°C (refer to output derating curve)		
Safety standards	UL1310, TUV EN61347-1, EN61347-2-13, EAC TP TC 004 approved; TUV EN62368-1 approved for PLC-100 only		
EMC standards	EN55015, EN61000-3-2 class C, EN61000-3-3, EAC TP TC 020, EN61000-4-2,3,4,5,6,8,11, EN61547		
Connection (Input / Output)	2+2P screw terminal block	3+2P screw terminal block	
Dimension (LxWxH)(mm)	160x 46x 30	181.5x 62x 35	200.5x 69.5x 35
Packing	0.2kg ; 70pcs / 15kg	0.41kg ; 30pcs / 13.3kg	0.52kg ; 25pcs / 14kg

### PLC-30 Series



Model No.	Output	Tol.	R&N	Effi.
PLC-30-9	9V, 0~3.3A	±10%	2.6V	80.0%
PLC-30-12	12V, 0~2.5A	±10%	2.0V	82.5%
PLC-30-15	15V, 0~2.0A	±10%	2.6V	83.5%
PLC-30-20	20V, 0~1.5A	±10%	2.6V	84.0%
PLC-30-24	24V, 0~1.25A	±10%	2.4V	84.0%
PLC-30-27	27V, 0~1.12A	±10%	2.3V	84.5%
PLC-30-36	36V, 0~0.84A	±10%	3.6V	85.0%
PLC-30-48	48V, 0~0.63A	±10%	3.7V	85.5%

### PLC-60 Series



Model No.	Output	Tol.	R&N	Effi.
PLC-60-12	12V, 0~5.0A	±10%	2.0V	85.0%
PLC-60-15	15V, 0~4.0A	±10%	2.4V	86.0%
PLC-60-20	20V, 0~3.0A	±10%	1.8V	87.5%
PLC-60-24	24V, 0~2.5A	±10%	2.4V	87.0%
PLC-60-27	27V, 0~2.3A	±10%	2.7V	88.0%
PLC-60-36	36V, 0~1.7A	±10%	3.6V	89.0%
PLC-60-48	48V, 0~1.3A	±10%	4.6V	89.0%

### PLC-45 Series



Model No.	Output	Tol.	R&N	Effi.
PLC-45-12	12V, 0~3.8A	±10%	2.0V	83.5%
PLC-45-15	15V, 0~3.0A	±10%	2.4V	85.0%
PLC-45-20	20V, 0~2.3A	±10%	1.8V	86.5%
PLC-45-24	24V, 0~1.9A	±10%	2.7V	86.5%
PLC-45-27	27V, 0~1.7A	±10%	2.7V	86.5%
PLC-45-36	36V, 0~1.25A	±10%	3.6V	87.5%
PLC-45-48	48V, 0~0.95A	±10%	4.6V	87.5%

### PLC-100 Series



Model No.	Output	Tol.	R&N	Effi.
PLC-100-12	12V, 0~5.0A	±3%	150mV	83.0%
PLC-100-15	15V, 0~5.0A	±3%	150mV	85.0%
PLC-100-20	20V, 0~4.8A	±3%	150mV	88.5%
PLC-100-24	24V, 0~4.0A	±3%	150mV	88.5%
PLC-100-27	27V, 0~3.55A	±3%	150mV	88.0%
PLC-100-36	36V, 0~2.65A	±2%	150mV	88.0%
PLC-100-48	48V, 0~2.0A	±2%	200mV	88.5%

# Metal Case

with PFC

- 39 XLG Series (25~240W)
- 42 ELG Series (75~300W)
- 45 ELG-C Series (75~300W)
- 49 HLG Series (40~600W)
- 54 HLG-C Series (60~480W)
- 57 HVG Series (65~480W)
- 60 HVGC Series (65~1000W)
- 64 FDL Series (65~100W)



**StrongLED®**

A complete outdoor LED driver solutions for outdoor luminaires are well-displayed in this category. The best cost-performance ratio and compact size design are XLG series and the ELG(C) series design with DALI /Timer/Programmable dimming functions. A high-efficiency design HLG(C) series with 7 years warranty and HVG(C) series with the high-voltage input 180-528V AC is able to be used with general 230V/347V mains supply or 1 phase 380V AC voltage from 3 phase input. All models are listed for choices. Most of the models can offer to dim with 0-10V dimming function, which can be integrated into smart city lighting control.

MEAN WELL has launched brand new XLG series which design with compact size and constant power mode, output wattage covers a wide range 25/50/75/100/150/200/240W, wide choices for any indoor or outdoor luminaire applications.

## Application



## Selection guide

Series	Features	Remark
XLG	Constant Power Mode Compact size Surge protection with 10kv/6kv (Optional)	Design with Input Over Voltage Protection and India(EESL)version
ELG(C)	DALI/Timer/Programmable dimming	ELGT-150 with class II
HLG(C)	High reliability/ 7 years warranty	UP to 600W
HVG(C)	High Voltage Input 180~528 VAC	UP to 1000W
FDL	Entry level with 3 Years warranty	UP to 100W



# XLG series 25~50W

## Features

- Constant power mode output
- Wide input range 100~305VAC (Class I)
- Metal housing design with functional ground
- Built-in active PFC function, Class 2 power unit
- Surge protection with 6KV/4KV
- India (EESL) version with Input Over Voltage Protection can survive input voltage stress of 440Vac for 48 hours
- 5 years warranty
- Multiple models for choice:
  - A-Type :IP67 rated. Io adjustable through built-in potentiometer
  - AB-Type :IP67 rated. Io adjustable through built-in potentiometer & 3 in 1 dimming function.
- Protections :Over power/Short circuit / Over temperature /Input over voltage(only for India version )
- IP67 rating for indoor or outdoor installations

### XLG-25

### XLG-50

<b>INPUT</b>		ACL ACN FG
<b>OUTPUT</b> (Non-Dimming Models)		Vo- Vo+
<b>OUTPUT</b> (Dimming Models)		DIM- DIM+ Vo+ Vo-



AC input voltage range	100~305VAC; 142~431VDC	
AC inrush current (max.)	Cold start, 50A at 230 VAC	
Over power protection	110-150% Over Power Protection, recovers automatically after fault condition is removed	
Over temp. protection	Hiccup mode, recovers automatically after fault condition is removed	
Setup, rise time	500ms, 100ms/115VAC, 230VAC	
Withstand voltage	I/P-O/P:3.75KVAC I/P-FG:2.0KVAC O/P-FG:1.5KVAC	
Working temperature	Tcase= -40~+85°C	Tcase=-40 ~ +90°C
Safety standards	UL8750(type"HL"), CSA C22.2 No. 250.13-12; ENEC AS/NZS IEC EN61347-1, AS/NZS EN61347-2-13 independent, EN62384;IP67; GB19510.1, GB19510.14, EAC TP TC 004, J61347-1(H29), J61347-2-13(H29), KC61347-1, KC61347-2-13, IS15885(Part2/Sec13)( for XLG-25I/50I type only), NOM-058-SCFI-2017	
EMC standards	EN55015,EN61000-3-2 Class C (@load≥50%) ; EN61000-3-3; GB17743, GB17625.1,EN61000-4-2,3,4,5,6,8,11; EN61547, (surge immunity Line-Earth 6KV, Line-Line 4KV)	
Connection	Input	SJOW 17AWGx3C & H05RN-F 3x1.0mm <sup>2</sup> (30cm)
	Output	A-Type : SJOW 17AWGx2C & H05RN-F 2x1.0mm <sup>2</sup> (30cm) AB-Type : SJOW 17AWGx2C & H05RN-F 2x1.0mm <sup>2</sup> (30cm)+UL2517 20AWGx2C(35cm)
Dimension (LxWxH) (mm)	105x 63x 30	

**XLG-25 Series**

Model No.	Output	Io Ripple	Effi.
XLG-25□-○	22~54V, 0.25 ~ 1.05A	5%(max.)	88%

**XLG-50 Series**

Model No.	Output	Io Ripple	Effi.
XLG-50□-○	22~54V, 0.53 ~ 2.1A	5%(max.)	90%

□ = Blank, I; Blank: For standard version, I:For India version  
 ○ = A, AB  
 Note: Products sourced from the Americas regions may not have the PSE/CCC/BIS/KC logo. Please contact your MEAN WELL sales for more information

## XLG family selection guide

output Model	12V	24V	L type	M type	H type
XLG-25					250~1050 mA
XLG-50					530~2100 mA
XLG-75	5A	3.1A	350~1050 mA		650~2100 mA
XLG-100	8A	4A	350~1050 mA		875~2780 mA
XLG-150	12.5 A	6.25A	350~1050 mA	700~2100 mA	1400~4100 mA
XLG-200	16A	8.3A	350~1050 mA		1750~5500 mA
XLG-240			350~1050 mA	700~2100 mA	2200~6600 mA

\* 12V/24V with C.V+C.C mode

# XLG series 75~150W

## Features

- Full power output at 70~100% Constant power mode operation
- Wide input range 100~305V AC (Class I)
- Built-in active PFC function, Class 2 power unit
- Metal case with IP67, suitable for outdoor application
- Surge protection with 6K V/4K V (10K V/6K V optional)
- India (EESL) version with Input Over Voltage Protection can survive input voltage stress of 440Vac for 48 hours
- 5 years warranty
- Multiple models for choice:
  - Blank-Type: Io and Vo fixed. (For harsh environment)
  - A-Type: IP67 rated. Io adjustable via built-in potentiometer
  - AB-Type: IP67 rated. Io adjustable through built-in potentiometer & 3 in 1 dimming function
- Protections : Over current (for 12, 24V) / Over power (for L, M, H-Type) / Over temperature / Short circuit / Input over voltage (for India version)

	XLG-75	XLG-100	XLG-150
<b>INPUT</b>	ACL ACN FG		
<b>OUTPUT</b> (Non-Dimming Models)	Vo- Vo+		Blank/A
<b>OUTPUT</b> (Dimming Models)	DIM- DIM+ Vo+ Vo-		AB
AC input voltage range	100~305VAC ; 142~431VDC		
AC inrush current (max.)	Cold start, 50A at 230VAC		
Over current protection (for 12, 24V)	95%~ 108% Constant current limiting, recovers automatically after fault condition is removed		
Over power protection (for L, M, H-Type)	110% ~ 150% Hiccup mode, recovers automatically after fault condition is removed	105% ~ 150% Hiccup mode, recovers automatically after fault condition is removed	105% ~ 130% Hiccup mode, recovers automatically after fault condition is removed
Over temp. protection	Shut down output voltage, re-power on to recover		
Input over voltage (for India version)	320~370VAC (Shut down output voltage, recovers automatically after fault condition is removed)	320~390VAC (Shut down output voltage, recovers automatically after fault condition is removed)	
Set up time	500ms/230VAC, 1200ms/115VAC		
Withstand voltage	I/P-O/P: 4.2KVAC I/P-FG: 2.1KVAC O/P-FG: 1.5KVAC		
Working temperature	Tcase = -40~+90°C		
Safety standards	UL8750 (type "HL"), UL879 (For 12V, 24V), CSA C22.2 No. 250.13-12; ENEC EN61347-1, EN61347-2-13 independent, EN62384; GB19510.1, GB19510.14; IP67, EAC TP TC 004, J61347-1 (H29), J61347-2-13 (H29), KC61347-1, KC61347-2-13, IS15885 (Part 2/Sec 13) (for XLG-75I/100I/150I type only), NOM-058-SCFI-2017		
EMC standards	EN55015, EN61000-3-2 Class C (@load ≥ 50%); EN61000-3-3; EN61000-4-2, 3, 4, 5, 6, 8, 11; EN61547, (surge immunity Line-Earth 6KV, Line-Line 4KV) (10K/6K option, except for XLG-75)		
Connection	Input	SJOW 17AWGx3C & H05RN-F 1.0mm <sup>2</sup> (30cm)	
	Output	Blank/A-Type: SJOW 17AWGx2C & H05RN-F 2x1.0mm <sup>2</sup> (30cm) AB-Type: SJOW 17AWGx2C & H05RN-F 2x1.0mm <sup>2</sup> (30cm)+UL2517 20AWGx2C(35cm)	Blank/A-Type: SJOW 17AWG/14AWG(for XLG-100-12 and XLG-150-12/24V) x2C & H05RN-F 2x1.0mm <sup>2</sup> (30cm) AB-Type: SJOW 17AWGx2C & H05RN-F 2x1.0mm <sup>2</sup> (30cm)+UL2517 20AWGx2C(35cm)
Dimension (LxWxH) (mm)	140x 63x 32		180x 63x 35.5

**XLG-75 Series**

Model No.	Output	Io Ripple	Effi.
XLG-75 □-12 ○	8.4~12V, 5A	---	89%
XLG-75 □-24 ○	16.8~24V, 3.1A	---	90%
XLG-75 □-L ○	53~107V, 350~1050mA	3%	91%
XLG-75 □-H ○	27~56V, 650~2100mA	3%	90%

**XLG-100 Series**

Model No.	Output	Io Ripple	Effi.
XLG-100 □-12 ○	8.4~12V, 4 ~ 8A	---	92%
XLG-100 □-24 ○	16.8~24V, 2 ~ 4A	---	92%
XLG-100 □-L ○	71~142V, 350~1050mA	3%	92.5%
XLG-100 □-H ○	27~56V, 875~2780mA	3%	91%

**XLG-150 Series**

Model No.	Output	Io Ripple	Effi.
XLG-150 □-12 ○	8.4~12V, 6.5~ 12.5A	---	91.5%
XLG-150 □-24 ○	16.8~24V, 3.2~ 6.25A	---	93%
XLG-150 □-L ○	120~214V, 350~1050mA	3%	93%
XLG-150 □-M ○	60~107V, 700~2100mA	3%	92.5%
XLG-150 □-H ○	27~56V, 1400~4170mA	4%	92%

□ = Blank, I: Blank; For standard version, I: For India version  
○ = A, AB, Blank

Note: Products sourced from the Americas regions may not have the PSE/CCC/BIS/KC logo. Please contact your MEAN WELL sales for more information.

# XLG series 200~240W

## Features

- Full power output at 70~100% Constant power mode operation
- Wide input range 100~305V AC (Class I)
- Built-in active PFC function
- Metal case with IP67, suitable for outdoor application
- Surge protection with 6K V/4K V (10K V/6K V optional)
- India (EESL) version with Input Over Voltage Protection can survive input voltage stress of 440Vac for 48 hours
- 5 years warranty
- Multiple models for choice:
  - Blank-Type: Io and Vo fixed. (For harsh environment)
  - A-Type: IP67 rated. Io adjustable via built-in potentiometer
  - AB-Type: IP67 rated. Io adjustable through built-in potentiometer & 3 in 1 dimming function
- Protections :Over current(for 12,24V)/Over power(for L,M,H-Type)/Over temperature /Short circuit /Input over voltage(for India version)



AC input voltage range	100~305VAC ; 142~431VDC	
AC inrush current (max.)	Cold start, 65A at 230VAC	Cold start, 75A at 230VAC
Over current protection (for 12,24V)	95%~ 108% Constant current limiting, recovers automatically after fault condition is removed	
Over power protection (for L,M,H-Type)	105% ~ 130% Hiccup mode, recovers automatically after fault condition is removed	
Over temp. protection	Shut down O/P voltage, recovers automatically after temperature goes down	
Input over voltage (for India version)	320 ~ 390VAC (Shut down output voltage when the input voltage exceeds protection voltage)	320 ~ 370VAC (Shut down output voltage when the input voltage exceeds protection voltage)
Set up time	500ms/230VAC, 1200ms/115VAC	
Withstand voltage	I/P-O/P:4.2KVAC I/P-FG:2.1KVAC O/P-FG:1.5KVAC	I/P-O/P:3.75KVAC I/P-FG:2.0KVAC O/P-FG:1.5KVAC
Working temperature	Tcase= -40~+90°C	
Safety standards	UL8750(type"HL"), CSA C22.2 No. 250.13-12; IEC EN61347-1, EN61347-2-13 independent, EN62384; GB19510.1,GB19510.14; IP67 approved,EAC TP TC 004; J61347-1(H29), J61347-2-13(H29), KC61347-1, KC61347-2-13, IS15885(Part2/Sec13)( for XLG-200 only), NOM-058-SCFI-2017	
EMC standards	EN55015,EN61000-3-2 Class C (@load≥50%) ; EN61000-3-3;EN61000-4-2,3,4,5,6,8,11; EN61547(surge immunity Line-Earth 6KV, Line-Line 4KV)(10K/6KV option);	
Connection	Input	SJOW 17AWGx3C & H05RN-F 3x1.0mm <sup>2</sup> (30cm)
	Output	Blank/A-Type: SJOW 17AWGx2C/14AWGx2C(12V) & H05RN-F 2x1.0mm <sup>2</sup> (30cm) AB-Type: SJOW 17AWGx2C & H05RN-F 2x1.0mm <sup>2</sup> (30cm) + UL2517 20AWGx2C(35cm)
Dimension (LxWxH) (mm)	199x 63x 35.5mm	219x 63x 35.5mm



Model No.	Output	I <sub>o</sub> Ripple	Effi.
XLG-200 □-12○	8.4~12V, 8 ~ 16A	---	92%
XLG-200 □-24○	16.8~24V, 4.15 ~ 8.3A	---	94%
XLG-200 □-L○	142~285V, 350~1050mA	3%	94%
XLG-200 □-H○	27~56V, 1750~5550mA	3%	93%



Model No.	Output	I <sub>o</sub> Ripple	Effi.
XLG-240 □-L ○	178~342V, 350~1050mA	5%	93%
XLG-240 □-M○	90~171V, 700~2100mA	5%	92.5%
XLG-240 □-H○	27~56V, 2400~6660mA	5%	91%

□ = Blank, I: Blank; For standard version, I: For India only  
○ = A, AB, Blank

Note: Products sourced from the Americas regions may not have the PSE/CCC/BIS/KC logo. Please contact your MEAN WELL sales for more information

# ELG series 75~100W

## Features

- Constant voltage+constant current modes
- Universal AC input (100 to 305VAC) / Full range
- High efficiency up to 91%
- No load / Standby power consumption <0.5W
- Meet 6KV surge immunity level (IEC61000-4-5)
- Class 2 power unit (ELG-75/100 only)
- Type HL LED Driver for use in Class I, Division 2 hazardous location luminaires
- Suitable for dry / damp / wet locations with IP67
- Suitable for outdoor LED lighting applications
- Protections:  
Short circuit / Over current / Over voltage / Over temp.

- Multiple models for choice:

**Blank-Type:** IP67 rated. Cable for I/O connection (For harsh environment)

**A-Type:** IP65 rated. Io and Vo adjustable through built-in potentiometer

**B-Type:** IP67 rated. 3 in 1 dimming function (0~10Vdc, 10V PWM signal and resistance)

**AB-Type:** IP65 rated. Io adjustable through built-in potentiometer & 3 in 1 dimming function.

**D2-Type:** IP67 rated. Smart timer dimming function\*, contact MEAN WELL for details

**DA-Type:** IP67 rated. DALI control technology

- 5 years warranty



	ELG-75	ELG-100
AC input voltage range	100~305VAC ; 142~431VDC	
AC inrush current (max.)	Cold start, 50A at 230VAC	Cold start, 60A at 230VAC
DC adjustment range	±10% rated output voltage (A-Type only)	
Current adjustment range	50%~100% via potentiometer (A-Type only)	
Over current protection	95%~108% constant current limiting, auto-recovery	
Over voltage protection	110%~140% rated output voltage	
Over temp. protection	Shut down o/p voltage, re-power on to recover	
Setup, rise, hold up time	500ms, 100ms, 10ms at full load and 230VAC	
Withstand voltage	I/P-O/P: 3.75kVAC I/P-FG: 2kVAC O/P-FG: 1.5kVAC	
Working temperature	Tcase= -40~+85°C	Tcase= -40~+90°C (refer to "OUTPUT LOAD vs TEMPERATURE")
Safety standards	UL8750, IEC/EN/AS/NZ61347-1,-2-13, EN62384, GB19510.1, GB19510.14, EAC TP TC 004, BIS IS15885(refer to spec for models), KC61347-1, KC61347-2-13 approved	
EMC standards	EN55015, EN61000-3-2 class C, EN61000-3-3, EN61000-4-2,3,4,5,6,8,11, EN61547, GB17743, GB17625.1, EAC TP TC 020, KC KN15, KN61547	
Connection	Please refer to page 48	
Dimension (LxWxH) (mm)	180x 63x 35.5	199x 63x 35.5

**ELG-75 Series**

Model No.	Output	Tol.	R&N	Effi.
ELG-75-12(A)-□	12V, 0~5A	±3.0%	150mV	85%
ELG-75-24(A)-□	24V, 0~3.15A	±3.0%	200mV	88%
ELG-75-36(A)-□	36V, 0~2.1A	±2.5%	250mV	89%
ELG-75-42(A)-□	42V, 0~1.8A	±2.5%	250mV	90%
ELG-75-48(A)-□	48V, 0~1.6A	±2.0%	250mV	90%

**ELG-100 Series**

Model No.	Output	Tol.	R&N	Effi.
ELG-100-24(A)-□	24V, 0~4A	±3%	200mV	88%
ELG-100-36(A)-□	36V, 0~2.66A	±2.5%	250mV	89%
ELG-100-42(A)-□	42V, 0~2.28A	±2.5%	250mV	90%
ELG-100-48(A)-□	48V, 0~2A	±2%	300mV	90%
ELG-100-54(A)-□	54V, 0~1.78A	±2%	350mV	91%

○ = Blank, A, B, AB, D2 or DA ; □ = Blank, 3Y

○ = Blank, A, B, AB, D2 or DA ; □ = Blank, 3Y

□ = Blank, 2-wire input for standard mode ; □ = 3Y, 3-wire input for standard mode.

\*MEAN WELL Smart timer dimming primarily provides the adaptive proportion dimming profile for the output constant current level.



# ELG series 150~200W

## Features

- Constant voltage+constant current modes
- Universal AC input (100 to 305VAC) / Full range
- High efficiency up to 93%
- No load / Standby power consumption <0.5W
- Meet 6KV surge immunity level (IEC61000-4-5)
- Type HL LED Driver for use in Class I, Division 2 hazardous location luminaires
- Suitable for dry / damp / wet locations
- Suitable for outdoor LED lighting applications
- Protections:
  - Short circuit / Over current / Over voltage / Over temp.

• 5 years warranty

- Multiple models for choice:

**Blank-Type:** IP67 rated. Cable for I/O connection(For harsh environment)

**A-Type:** IP65 rated. Io and Vo adjustable through built-in potentiometer

**B-Type:** IP67 rated. 3 in 1 dimming function (0~10Vdc, 10V PWM signal and resistance)

**AB-Type:** IP65 rated. Io adjustable through built-in potentiometer & 3 in 1 dimming function.

**D2-Type:** IP67 rated. Smart timer dimming function\*, contact MEAN WELL for details

**DA-Type:** IP67 rated. DALI control technology

**BE-Type:** IP67 rated. 3 in 1 dimming function and 15V/400mA auxiliary output (ELG-150 only)

	ELG-150	ELG-200
<b>INPUT</b>	ACN ACL	
<b>INPUT</b> (3Y Models)	ACL ACN FG	
<b>OUTPUT</b> (Non-Dimming Models)	Vo- Vo+	Blank/A
<b>OUTPUT</b> (Dimming Models)	DIM- DIM+ Vo+ Vo-	B/AB/D2/DA

AC input voltage range	100~305VAC ; 142~431VDC	
AC inrush current (max.)	Cold start, 65A at 230VAC	Cold start, 75A at 230VAC
DC adjustment range	±10% rated output voltage (A-Type only)	
Current adjustment range	50%~100% via potentiometer (A-Type only)	
Over current protection	95%~108% constant current limiting, auto-recovery	
Over voltage protection	110%~140% rated output voltage	
Setup, rise, hold up time	500ms, 100ms, 10ms at full load and 230VAC	
Withstand voltage	I/P-O/P: 3.75kVAC I/P-FG: 2kVAC O/P-FG: 1.5kVAC	
Working temperature	Tcase= -40~+90°C (refer to "OUTPUT LOAD vs TEMPERATURE")	Tcase= -40~+85°C (refer to "OUTPUT LOAD vs TEMPERATURE")
Safety standards	UL8750, ENEC/AS/NZS/EN61347-1,-2-13, EN62384, GB19510.14, GB19510.1, EAC TP TC 004, BIS IS15885(refer to spec for models), KC61347-1, KC61347-2-13 approved	
EMC standards	EN55015, EN61000-3-2 class C, EN61000-3-3, EN61000-4-2,3,4,5,6,8,11, EN61547, GB17743, GB17625.1, EAC TP TC 020, KC KN15, KN61547	
Connection	Please refer to page 48	
Dimension (LxWxH) (mm)	219x 63x 35.5	244x 71x 37.5

### ELG-150 Series

Model No.	Output	Tol.	R&N	Effi.
ELG-150-12(A)-□	12V, 0~10A	±3.0%	150mV	88%
ELG-150-24(A)-□	24V, 0~6.25A	±3.0%	200mV	89%
ELG-150-36(A)-□	36V, 0~4.17A	±2.5%	250mV	90%
ELG-150-42(A)-□	42V, 0~3.57A	±2.5%	250mV	90%
ELG-150-48(A)-□	48V, 0~3.13A	±2.0%	250mV	90%
ELG-150-54(A)-□	54V, 0~2.8A	±2.0%	350mV	91%

○ = Blank, A, B, AB, D2, DA or BE ; □ = Blank, 3Y

□ = Blank, 2-wire input for standard mode ; □ = 3Y, 3-wire input for standard mode.

\*MEAN WELL Smart timer dimming primarily provides the adaptive proportion dimming profile for the output constant current level.

### ELG-200 Series

Model No.	Output	Tol.	R&N	Effi.
ELG-200-12(A)-□	12V, 0~16A	±3%	150mV	90.0%
ELG-200-24(A)-□	24V, 0~8.4A	±2%	200mV	92.0%
ELG-200-36(A)-□	36V, 0~5.55A	±2%	250mV	92.0%
ELG-200-42(A)-□	42V, 0~4.76A	±2%	250mV	92.5%
ELG-200-48(A)-□	48V, 0~4.16A	±2%	250mV	93.0%
ELG-200-54(A)-□	54V, 0~3.72A	±2%	350mV	93.0%

○ = Blank, A, B, AB, D2 or DA ; □ = Blank, 3Y

# ELG series 240~300W

## Features

- Constant voltage+constant current modes
- Wide input range 100~305VAC
- High efficiency up to 94%
- No load / Standby power consumption <0.5W(for ELG-240 only)
- Meet 6KV surge immunity level (IEC61000-4-5)
- Type HL LED Driver for use in Class I, Division 2 hazardous location luminaires
- Suitable for dry / damp / wet locations
- Suitable for outdoor LED lighting applications
- Protections:
  - Short circuit / Over current / Over voltage / Over temp.

- Multiple models for choice:(ELG-240)
  - Blank-Type:** IP67 rated. Io and Vo fixed(For harsh environment)
  - A-Type:** IP65 rated. Io and Vo adjustable through built-in potentiometer
  - B-Type:** IP67 rated.3 in 1 dimming function (0~10Vdc, 10V PWM signal and resistance)
  - AB-Type:** IP65 rated. Io and Vo adjustable through built-in potentiometer & 3 in 1 dimming function.
  - D2-Type:** IP67 rated. **Smart timer dimming function\***, contact MEAN WELL for details
  - DA-Type:** IP67 rated. **DALI control technology**
- 5 years warranty



	ELG-240	ELG-300
AC input voltage range	100~305VAC ; 142~431VDC	
AC inrush current (max.)	Cold start, 60A at 230VAC	Cold start, 45A at 230VAC
DC adjustment range	±8% rated output voltage (A/AB-Type only)	
Current adjustment range	50%~100% via potentiometer (A/AB-Type only)	
Over current protection	95%~108% constant current limiting, auto-recovery	
Over voltage protection	110%~140% rated output voltage	
Setup, rise, hold up time	500ms, 100ms, at 230VAC	
Withstand voltage	I/P-O/P: 3.75kVAC I/P-FG: 2.0kVAC O/P-FG: 1.5kVAC	
Working temperature	-40~+90°C (refer to "OUTPUT LOAD vs TEMPERATURE")	-40~+85°C (refer to "OUTPUT LOAD vs TEMPERATURE")
Safety standards	UL8750(type"HL"), CSA C22.2 No. 250.13-12, EN61347-1,-2-13, IEC/AS/NZS 61347-1, IEC/AS/NZS 61347-2-13 independent, EN62384, EAC TP TC 004, BIS IS15885(Note 1), GB19510.14, GB19510.1, IP65 or IP67 approved, KC61347-1, KC61347-2-13	
EMC standards	EN55015, EN61000-3-2 class C, EN61000-3-3, EN61000-4-2,3,4,5,6,8,11, EN61547, GB17743, GB17625.1, EAC TP TC 020, KC KN15, KN61547	
Connection	Please refer to page 48	
Dimension (LxWxH) (mm)	244x 71x 37.5	246x 77x 39.5

ELG-240 Series

Model No.	Output	Tol.	R&N	Effi.
ELG-240-24(A)-□	24V, 0~10A	±2%	200mV	92.0%
ELG-240-36(A)-□	36V, 0~6.66A	±2%	250mV	92.0%
ELG-240-42(A)-□	42V, 0~5.71A	±2%	250mV	92.5%
ELG-240-48(A)-□	48V, 0~5.0A	±2%	250mV	93.0%
ELG-240-54(A)-□	54V, 0~4.45A	±2%	350mV	93.0%

ELG-300 Series

Model No.	Output	Tol.	R&N	Effi.
ELG-300-12A	12V, 11~22A	±3%	150mV	91.0%
ELG-300-24A	24V, 6.25~12.5A	±2%	240mV	94.0%

○ = Blank, A, B, AB, D2 or DA ; □ = Blank, 3Y

□ = Blank, 2-wire input for standard mode ; □ = 3Y, 3-wire input for standard mode.

Note 1:ELG-240 for 24/24B/36/36A/42/42A/54/54A only, ELG-300(Part2/Sec13)

\*MEAN WELL Smart timer dimming primarily provides the adaptive proportion dimming profile for the output constant current level.

# ELG-C series 75~100W

## Features

- Constant current mode
- Universal AC input (100 to 305VAC) / Full range
- High efficiency up to 92%
- No load / Standby power consumption <0.5W
- Meet 6KV surge immunity level (IEC61000-4-5)
- Type HL LED Driver for use in Class I, Division 2 hazardous location luminaires
- Suitable for dry / damp / wet locations
- Suitable for outdoor LED lighting applications
- Protections:  
Short circuit / Over voltage / Over temperature

- Multiple models for choice:
  - Blank-Type:** IP67 rated. Cable for I/O connection (For harsh environment)
  - A-Type:** IP65 rated. Io and Vo adjustable through built-in potentiometer
  - B-Type:** IP67 rated. 3 in 1 dimming function (0~10Vdc, 10V PWM signal and resistance)
  - AB-Type:** IP65 rated. Io adjustable through built-in potentiometer & 3 in 1 dimming function.
  - D2-Type:** IP67 rated. Smart timer dimming function\*, contact MEAN WELL for details
  - DA-Type:** IP67 rated. DALI control technology
- 5 years warranty



AC input voltage range	100~305VAC; 142~431VDC	
AC inrush current (max.)	Cold start, 50A at 230VAC	Cold start, 40A at 230VAC
Current adjustment range	50%~100% via potentiometer (A-Type only)	
Over voltage protection	105%~145% rated output voltage	
Over temperature protection	Shut down o/p voltage, re-power on to recover	
Setup time	500ms at 230VAC	
Withstand voltage	I/P-O/P: 3.75kVAC I/P-FG: 2kVAC O/P-FG: 1.5kVAC	
Working temperature	Tcase=-40~+90°C	Tcase=-40~+85°C (refer to "OUTPUT LOAD vs TEMPERATURE")
Safety standards	UL8750, ENEC/AS/NZS/EN61347-1,-2-13, EN62384, GB19510.1, GB19510.14, EAC TP TC 004, BIS IS15885(refer to spec for models), KC61347-1, KC61347-2-13 approved	
EMC standards	EN55015, EN61000-3-2 class C, EN61000-3-3, EN61000-4-2,3,4,5,6,8,11, EN61547, GB17743, GB17625.1, EAC TP TC 020, KC KN15, KN61547	
Connection	Please refer to page 48	
Dimension (LxWxH) (mm)	180x 63x 35.5	199x 63x 35.5

**ELG-75-C Series**

Model No.	Output	Tol.	Io Ripple	Effi.
ELG-75-C350(A)-□	107~214V, 350mA	±5%	5%	91%
ELG-75-C500(A)-□	75~150V, 500mA	±5%	5%	91%
ELG-75-C700(A)-□	53~107V, 700mA	±5%	5%	90%
ELG-75-C1050(A)-□	35~71V, 1050mA	±5%	5%	90%
ELG-75-C1400(A)-□	27~54V, 1400mA	±5%	5%	90%

**ELG-100-C Series**

Model No.	Output	Tol.	Io Ripple	Effi.
ELG-100-C350(A)-□	143~286V, 350mA	±5%	5%	92%
ELG-100-C500(A)-□	100~200V, 500mA	±5%	5%	91%
ELG-100-C700(A)-□	71~143V, 700mA	±5%	5%	90%
ELG-100-C1050(A)-□	48~95V, 1050mA	±5%	5%	90%
ELG-100-C1400(A)-□	35~72V, 1400mA	±5%	5%	90%

○ = Blank, A, B, AB, D2 or DA ; □ = Blank, 3Y

○ = Blank, A, B, AB, D2 or DA ; □ = Blank, 3Y

□ = Blank, 2-wire input for standard mode ; □ = 3Y, 3-wire input for standard mode.

\*MEAN WELL Smart timer dimming primarily provides the adaptive proportion dimming profile for the output constant current level.

# ELG-C series 150~200W

## Features

- Constant current mode
- Compliant with class II design (ELGT-150-C only)
- Universal AC input (up to 305VAC) / Full range
- High efficiency up to 93%
- No load / Standby power consumption <0.5W
- Meet 6KV surge immunity level (IEC61000-4-5)
- Type HL LED Driver for use in Class I, Division 2 hazardous location luminaires
- Suitable for dry / damp / wet locations with IP67
- Suitable for outdoor LED lighting applications
- Protections: Short circuit / Over voltage / Over temperature
- 5 years warranty

- Multiple models for choice:

- Blank-Type:** IP67 rated. Cable for I/O connection (For harsh environment)
- A-Type:** IP65 rated. Io and Vo adjustable through built-in potentiometer
- B-Type:** IP67 rated. 3 in 1 dimming function (0~10Vdc, 10V PWM signal and resistance)
- AB-Type:** IP65 rated. Io adjustable through built-in potentiometer & 3 in 1 dimming function.
- D2-Type:** IP67 rated. Smart timer dimming function\*, contact MEAN WELL for details
- DA-Type:** IP67 rated. DALI control technology
- BE-Type:** IP67 rated. 3 in 1 dimming function and 15V/400mA auxiliary output (ELG-150-C only)



ELG-150-C/ELGT-150-C		ELG-200-C	
AC input voltage range	100~305VAC; 142~431VDC		
AC inrush current (max.)	Cold start, 65A at 230VAC		
Current adjustment range	50%~100% via potentiometer (A-Type only)		
Over voltage protection	105%~145% rated output voltage		
Over temperature protection	Shut down o/p voltage, re-power on to recover		
Setup time	500ms at 230VAC		
Withstand voltage	I/P-O/P: 3.75kVAC I/P-FG: 2kVAC O/P-FG: 1.5kVAC for ELG-150/200-C; I/P-CASE: 3.75kVAC for ELGT-150-C		
Working temperature(Tcase)	-40~+90°C (refer to "OUTPUT LOAD vs TEMPERATURE")	-40~+85°C (refer to "OUTPUT LOAD vs TEMPERATURE")	
Safety standards	UL8750, ENEC EN61347-1, EN61347-2-13, EN62384, GB19510.14, GB19510.1, EAC TP TC 004 approved, BIS IS15885(ELG-150-C700A/1050A, 700DA only), KC61347-1, KC61347-2-13		
EMC standards	EN55015, EN61000-3-2 class C, EN61000-3-3, EN61000-4-2,3,4,5,6,8,11, EN61547, GB17743, GB17625.1, EAC TP TC 020, KC KN15, KN61547		
Connection	Please refer to page 48		
Dimension (LxWxH) (mm)	219x 63x 35.5	244x 71x 37.5	

ELG-150-C Series

Model No.	Output	Tol.	Io Ripple	Effi.
ELG-150-C500(A)-□	150~300V, 500mA	±5%	5%	92%
ELG-150-C700(A)-□	107~214V, 700mA	±5%	5%	92%
ELG-150-C1050(A)-□	72~143V, 1050mA	±5%	5%	92%
ELG-150-C1400(A)-□	54~107V, 1400mA	±5%	5%	91%
ELG-150-C1750(A)-□	43~86V, 1750mA	±5%	5%	91%
ELG-150-C2100(A)-□	36~72V, 2100mA	±5%	5%	91%

○ = Blank, A, B, AB, D2, DA or BE ; □ = Blank, 3Y

□ = Blank, 2-wire input for standard mode ;

□ = 3Y, 3-wire input for standard mode.

\*MEAN WELL Smart timer dimming primarily provides the adaptive proportion dimming profile for the output constant current level.

ELGT-150-C Series

Model No.	Output	Tol.	Io Ripple	Effi.
ELGT-150-C700(A)	107~214V, 700mA	±5%	5%	92%
ELGT-150-C1050(A)	72~143V, 1050mA	±5%	5%	92%
ELGT-150-C1400(A)	54~107V, 1400mA	±5%	5%	91%

ELG-200-C Series

Model No.	Output	Tol.	Io Ripple	Effi.
ELG-200-C700(A)-□	142~286V, 700mA	±5%	5%	93%
ELG-200-C1050(A)-□	95~190V, 1050mA	±5%	5%	93%
ELG-200-C1400(A)-□	71~142V, 1400mA	±5%	5%	92%
ELG-200-C1750(A)-□	57~114V, 1750mA	±5%	5%	92%
ELG-200-C2100(A)-□	48~96V, 2100mA	±5%	5%	92%

○ = Blank, A, B, AB, D2 or DA ; □ = Blank, 3Y



# ELG-C & ELGC series 240~300W

## Features

- Constant power mode (for ELGC-300)
- Constant current mode output (for ELG-240-C)
- Universal AC input (100 to 305VAC) / Full range
- High efficiency up to 94.5%
- Standby power consumption < 0.5W (for ELG-240-C)
- Meet 6KV surge immunity level (IEC61000-4-5)
- Type HL LED driver for use in Class I, Division 2 hazardous location luminaires
- Suitable for dry / damp / wet locations
- Suitable for outdoor LED lighting applications
- Protections: Short circuit / Over voltage / Over temperature
- 5 years warranty

- Multiple models for choice:
  - Blank-Type:** IP67 rated. Cable for I/O connection (For harsh environment)
  - A-Type:** IP65 rated. Io and Vo adjustable through built-in potentiometer
  - B-Type:** IP67 rated. 3 in 1 dimming function (0-10Vdc, 10V PWM signal and resistance)
  - AB-Type:** IP65 rated. Io adjustable through built-in potentiometer & 3 in 1 dimming function.
  - D2-Type:** IP67 rated. **Smart timer dimming function\***, contact MEAN WELL for details
  - DA-Type:** IP67 rated. DALI control technology
  - ADA-Type:** IP67 rated. DALI 2.0 control technology



AC input voltage range	100~305VAC; 142~431VDC	
AC inrush current (max.)	Cold start 75A at 230VAC	Cold start 45A at 230VAC
Current adjustment range	50%~100% via potentiometer (A/AB-Type only)	32.5%~100% via potentiometer (A/AB-Type only)
Over voltage protection	105%~145% rated output voltage	
Over temperature protection	Shut down o/p voltage, re-power on to recover	Tcase > 85°C ± 5°C, derate power automatically by 6%/°C max
Setup time	800ms/115VAC, 500ms/230VAC	500ms at 230VAC and 115VAC
Withstand voltage	I/P-O/P: 3.75kVAC I/P-FG: 2kVAC O/P-FG: 1.5kVAC	
Working temperature	Tcase = -40~+85°C (refer to "OUTPUT LOAD vs TEMPERATURE")	
Safety standards	UL8750 (type "HL"), CSA C22.2 No. 250.13-12, ENEC EN61347-1, EN61347-2-13 independent; AS/NZS 61347-1, AS/NZS 61347-2-13 independent, EN62384, EAC TP TC 004, KC61347-1, KC61347-2-13, GB19510.14, GB19510.1	
EMC standards	EN55015, EN61000-3-2 class C, EN61000-3-3, EN61000-4-2, 3, 4, 6, 8, 11, EN61547; GB17743, GB17625.1, EAC TP TC 020, KC KN15, KN61547	
Connection	Please refer to page 48	
Dimension (LxWxH) (mm)	244x 71x 37.5	246x 77x 39.5

**ELG-240-C Series**

**ELGC-300 Series**

Model No.	Output	Tol.	Io Ripple	Effi.
ELG-240-C700(A)-□	172~343V, 700mA	±5.0%	5%	93%
ELG-240-C1050(A)-□	114~228V, 1050mA	±5.0%	5%	93%
ELG-240-C1400(A)-□	86~171V, 1400mA	±5.0%	5%	93%
ELG-240-C1750(A)-□	69~137V, 1750mA	±5.0%	5%	93%
ELG-240-C2100(A)-□	57~115V, 2100mA	±5.0%	5%	93%

Model No.	Vout	Iout (mA)		Tol.	Io Ripple	Effi.
		100~180VAC	200~305VAC			
ELGC-300-L-□	116~232V	650~1700	650~2000	±5%	5%	94.5%
ELGC-300-M-□	58~116V	1300~3400	1300~4000	±5%	5%	93.5%
ELGC-300-H-□	29~58V	2600~6800	2600~8000	±5%	5%	92.5%

○ = Blank, A, B, AB, D2 or DA ; □ = Blank, 3Y

□ = Blank, A, AB, D2 or ADA

\*MEAN WELL Smart timer dimming primarily provides the adaptive proportion dimming profile for the output constant current level.

# Globally Certified Cable Adoption for ELG

## ELG-75/100 Series

Connection	Input	SJOW 17AWGx2C & H05RN-F 1.0mm <sup>2</sup> (30cm)
	Output	<ul style="list-style-type: none"> <li>▪ Blank/A-Type: SJOW 17AWGx2C &amp; H05RN-F 1.0mm<sup>2</sup> (30cm)</li> <li>▪ B/AB/D2/DA-Type: SJOW 17AWGx2C &amp; H05RN-F 1.0mm<sup>2</sup> (30cm) + SJOW 17AWGx2C &amp; H05RN-F 1.0mm<sup>2</sup> (30cm)</li> </ul>

## ELG-150 Series

Connection	Input	SJOW 17AWGx2C & H05RN-F 1.0mm <sup>2</sup> (30cm)
	Output	<ul style="list-style-type: none"> <li>▪ Blank/A-Type: SJOW 17AWGx2C &amp; H05RN-F 1.0mm<sup>2</sup> (30cm)</li> <li>▪ B/AB/D2/DA-Type: SJOW 17AWGx2C &amp; H05RN-F 1.0mm<sup>2</sup> (30cm) + SJOW 17AWGx2C &amp; H05RN-F 1.0mm<sup>2</sup> (30cm)</li> <li>▪ BE-Type: SJOW 17AWGx4C &amp; H05RN-F 1.0mm<sup>2</sup> (30cm)+ SJOW 17AWGx2C &amp; H05RN-F 1.0mm<sup>2</sup> (30cm)</li> </ul>

## ELG-200/240 Series

Connection	Input	SJOW 17AWGx2C & H05RN-F 1.0mm <sup>2</sup> (30cm)
	Output	<ul style="list-style-type: none"> <li>▪ Blank/A-Type: SJTW 14AWGx2C (30cm) for 12V SJOW 17AWGx2C &amp; H05RN-F 1.0mm<sup>2</sup> (30cm) for others</li> <li>▪ B/AB/D2/DA-Type: SJTW 14AWGx2C (30cm) + SJOW 17AWGx2C &amp; H05RN-F 1.0mm<sup>2</sup> (30cm) for 12V SJOW 17AWGx2C &amp; H05RN-F 1.0mm<sup>2</sup> (30cm) + SJOW 17AWGx2C &amp; H05RN-F 1.0mm<sup>2</sup> (30cm) for others</li> </ul>

## ELG-75/100-C Series

Connection	Input	SJOW 17AWGx2C & H05RN-F 1.0mm <sup>2</sup> (30cm)
	Output	<ul style="list-style-type: none"> <li>▪ Blank/A-Type: SJOW 17AWGx2C &amp; H05RN-F 1.0mm<sup>2</sup> (30cm)</li> <li>▪ B/AB/D2/DA-Type: SJOW 17AWGx2C &amp; H05RN-F 1.0mm<sup>2</sup> (30cm) + SJOW 17AWGx2C &amp; H05RN-F 1.0mm<sup>2</sup> (30cm)</li> </ul>

## ELG-150-C Series

Connection	Input	SJOW 17AWGx2C & H05RN-F 1.0mm <sup>2</sup> (30cm)
	Output	<ul style="list-style-type: none"> <li>▪ Blank/A-Type: SJOW 17AWGx2C &amp; H05RN-F 1.0mm<sup>2</sup> (30cm)</li> <li>▪ B/AB/D2/DA-Type: SJOW 17AWGx2C &amp; H05RN-F 1.0mm<sup>2</sup> (30cm) + SJOW 17AWGx2C &amp; H05RN-F 1.0mm<sup>2</sup> (30cm)</li> <li>▪ BE-Type: SJOW 17AWGx4C &amp; H05RN-F 1.0mm<sup>2</sup> (30cm)+ SJOW 17AWGx2C &amp; H05RN-F 1.0mm<sup>2</sup> (30cm)</li> </ul>

## ELG-200/240-C Series

Connection	Input	SJOW 17AWGx2C & H05RN-F 1.0mm <sup>2</sup> (30cm)
	Output	<ul style="list-style-type: none"> <li>▪ Blank/A-Type: SJOW 17AWGx2C &amp; H05RN-F 1.0mm<sup>2</sup> (30cm)</li> <li>▪ B/AB/D2/DA-Type: SJOW 17AWGx2C &amp; H05RN-F 1.0mm<sup>2</sup> (30cm) + SJOW 17AWGx2C &amp; H05RN-F 1.0mm<sup>2</sup> (30cm)</li> </ul>

## ELGC-300 / ELG-300 Series

Connection	Input	SJOW 17AWGx3C & H05RN-F 1.0mm <sup>2</sup> (30cm)
	Output	<ul style="list-style-type: none"> <li>▪ Blank/A-Type: SJOW 17AWGx2C &amp; H05RN-F 1.0mm<sup>2</sup> (30cm) / ELG-300 : SJOW 14AWGx2C &amp; H05RN-F 1.0mm<sup>2</sup> (30cm)</li> <li>▪ AB/D2/DA-Type: SJOW 17AWGx2C &amp; H05RN-F 1.0mm<sup>2</sup> (30cm) + SJOW 17AWGx2C &amp; H05RN-F 1.0mm<sup>2</sup> (30cm)</li> <li>▪ Dimming cable: UL2517 20AWGx2C(30cm)</li> </ul>

# HLG series 40~60W


## Features

- Constant voltage + constant current modes
- Universal AC input (90 to 305VAC) / Full range
- High efficiency up to 90.5%
- Meet 4kV surge immunity level (IEC61000-4-5)
- Class 2 power unit
- Type HL LED Driver for use in Class I, Division 2 hazardous location luminaires
- Suitable for dry, damp, and wet location with IP67
- Suitable for outdoor LED lighting applications
- Protections:  
Short circuit / Over current / Over voltage / Over temp.

- Multiple models for choice:
  - Blank-Type:** IP67 rated. Cable for I/O connection (For harsh environment)
  - A-Type:** IP65 rated. Io and Vo adjustable through built-in potentiometer
  - B-Type:** IP67 rated. 3 in 1 dimming function (1-10Vdc, 10V PWM signal and resistance)
  - AB-Type:** IP65 rated. Io adjustable through built-in potentiometer & 3 in 1 dimming function.
  - D-Type(option):** IP67 rated. Timer dimming function, contact MEAN WELL for details.
- 7 years warranty



<b>INPUT</b>	ACL ACN FG
<b>OUTPUT</b> (Non-Dimming Models)	Vo- Vo+
<b>OUTPUT</b> (Dimming Models)	DIM+ DIM- Vo- Vo+
AC input voltage range	90~305VAC ; 127~431VDC
AC inrush current (max.)	Cold start, 50A at 230VAC
DC adjustment range	±10% rated output voltage (A-Type only)
Current adjustment range	60%~100% via potentiometer (A-Type only)
Over current protection	95%~108% constant current limiting, auto-recovery
Over voltage protection	109%~145% rated output voltage
Setup, rise, hold up time	500ms, 80ms, 16ms at full load and 230VAC
Withstand voltage	I/P-O/P: 3.75kVAC, I/P-FG: 2kVAC, O/P-FG:1.5kVAC
Working temperature	-40~+80°C (refer to "OUTPUT LOAD vs TEMPERATURE")
Safety standards	UL8750, EN/AS/NZS61347-1,-2-13, PSE J61347-1, J61347-2-13, GB19510.14, GB19510.1, EAC TP TC 004 approved; KC61347-1, KC61347-2-13(except for AB-type) Design refer to UL62368-1, EN60335-1
EMC standards	EN55015, EN61000-3-2 class C, EN61000-3-3, EN61000-4-2,3,4,5,6,8,11, EN61547, GB17743, GB17625.1, EAC TP TC 020
Connection	Please refer to page 65
Dimension (LxWxH) (mm)	171x 61.5x 36.8



**HLG-40H Series** (for Blank/A-Type only) (except for AB-type)

Model No.	Output	Tol.	R&N	Effi.
HLG-40H-12(A)	12V, 0~3.33A	±2.5%	150mV	86.5%
HLG-40H-15(A)	15V, 0~2.67A	±2.0%	150mV	86.5%
HLG-40H-20(A)	20V, 0~2.00A	±1.0%	150mV	88.0%
HLG-40H-24(A)	24V, 0~1.67A	±1.0%	200mV	88.0%
HLG-40H-30(A)	30V, 0~1.34A	±1.0%	200mV	88.5%
HLG-40H-36(A)	36V, 0~1.12A	±1.0%	200mV	88.5%
HLG-40H-42(A)	42V, 0~0.96A	±1.0%	200mV	88.5%
HLG-40H-48(A)	48V, 0~0.84A	±1.0%	300mV	89.5%
HLG-40H-54(A)	54V, 0~0.75A	±1.0%	300mV	89.5%

○ = A, B, AB, D or Blank

**HLG-60H Series** (for Blank/A-Type only) (except for AB-type)

Model No.	Output	Tol.	R&N	Effi.
HLG-60H-15(A)	15V, 0~4.0A	±2.0%	150mV	87.5%
HLG-60H-20(A)	20V, 0~3.0A	±1.0%	150mV	89.0%

Model No.	Output	Tol.	R&N	Effi.
HLG-60H-24(A)	24V, 0~2.5A	±1.0%	150mV	89.5%
HLG-60H-30(A)	30V, 0~2.0A	±1.0%	200mV	90.0%
HLG-60H-36(A)	36V, 0~1.70A	±1.0%	200mV	90.0%
HLG-60H-42(A)	42V, 0~1.45A	±1.0%	300mV	90.0%
HLG-60H-48(A)	48V, 0~1.30A	±1.0%	300mV	90.5%
HLG-60H-54(A)	54V, 0~1.15A	±1.0%	300mV	90.5%

○ = A, B, AB, D or Blank

### ▶ Junction Box for HLG Series



- Optional junction box available for HLG-80H~480H series (A/B/Blank-Type only). Please contact MEAN WELL for details.
- "UL8750 listed" safety & IP66 approved for HLG-80H-□BL (modified from B-Type only)

# HLG series 80~120W

## Features

- Constant voltage + constant current modes
- Universal AC input (90 to 305VAC) / Full range
- High efficiency up to 93.5%
- Meet 4kV surge immunity level (IEC61000-4-5)
- Class 2 power unit / Pass LPS (except for HLG-120H)
- Type HL LED Driver for use in Class I, Division 2 hazardous location luminaires
- Suitable for dry, damp, and wet location with IP67
- Suitable for outdoor LED lighting applications
- Protections:
  - Short circuit / Over current / Over voltage / Over temp
- 7 years warranty

- Multiple models for choice:

- Blank-Type:** IP67 rated. Cable for I/O connection (For harsh environment)
- A-Type:** IP65 rated. Io and Vo adjustable through built-in potentiometer
- B-Type:** IP67 rated. 3 in 1 dimming function (1~10Vdc, 10V PWM signal and resistance)
- AB-Type:** IP65 rated. Io adjustable and Vo (except for HLG-80H) through built-in potentiometer & 3 in 1 dimming function.
- BL-Type(option):** Junction box option for HLG-80H B-Type only, "UL8750 listed" safety & IP66 approved, contact MEAN WELL for details
- D-Type(option):** IP67 rated. Timer dimming function, contact MEAN WELL for details

INPUT		HLG-80H	HLG-100H/HLG-120H
OUTPUT (Non-Dimming Models)			
OUTPUT (Dimming Models)			

AC input voltage range	90~305VAC ; 127~431VDC	
AC inrush current (max.)	Cold start, 70A at 230VAC	Cold start, 60A at 230VAC
DC adjustment range	±10% rated output voltage (A-Type only)	
Current adjustment range	HLG-80H/100H: 60%~100% ; HLG-120H: 50%~100% via potentiometer (A-Type only)	
Over current protection	95%~108% constant current limiting, auto-recovery	
Over voltage protection	110%~140% rated output voltage	
Setup, rise, hold up time	500ms, 80ms, 16ms at full load and 230VAC	500ms, 50ms, 16ms at full load and 230VAC
Withstand voltage	I/P-O/P: 3.75kVAC, I/P-FG: 2kVAC, O/P-FG:1.5kVAC	
Working temperature	-40~+80°C (refer to "OUTPUT LOAD vs TEMPERATURE")	
Safety standards	UL8750, TUV EN61347-1, EN61347-2-13, PSE J61347-1, J61347-2-13(except for B,AB,D type), GB19510.14, GB19510.1, EAC TP TC 004 approved; BIS IS15885(refer to spec for models); <b>UL8750 listed for HLG-80H-□BL only</b> , KC61347-1, KC61347-2-13	
EMC standards	EN55015, EN55032 class B (except for HLG-80H), EN61000-3-2 class C, EN61000-3-3, EN61000-4-2,3,4,5,6,8,11, EN61547, GB17743, GB17625.1, EAC TP TC 020	
Connection	Please refer to page 65	
Dimension (LxWxH) (mm)	195.6x 61.5x 38.8	220x 68x 38.8

### HLG-80H Series

Model No.	Output	Tol.	R&N	Effi.
HLG-80H-12(A)	12V, 0~5.0A	±2.5%	150mV	88.0%
HLG-80H-15(A)	15V, 0~5.0A	±2.0%	150mV	89.0%
HLG-80H-20(A)	20V, 0~4.0A	±1.0%	150mV	90.0%
HLG-80H-24(A)	24V, 0~3.4A	±1.0%	150mV	90.5%
HLG-80H-30(A)	30V, 0~2.7A	±1.0%	200mV	91.0%
HLG-80H-36(A)	36V, 0~2.3A	±1.0%	200mV	91.0%
HLG-80H-42(A)	42V, 0~1.95A	±1.0%	200mV	91.0%
HLG-80H-48(A)	48V, 0~1.7A	±1.0%	200mV	91.0%
HLG-80H-54(A)	54V, 0~1.5A	±1.0%	200mV	91.0%

○ = A, B, AB, BL, D or Blank

### HLG-100H Series

Model No.	Output	Tol.	R&N	Effi.
HLG-100H-20(A)	20V, 0~4.8A	±1%	150mV	93%
HLG-100H-24(A)	24V, 0~4.0A	±1%	150mV	93%
HLG-100H-30(A)	30V, 0~3.2A	±1%	200mV	93%

Model No.	Output	Tol.	R&N	Effi.
HLG-100H-36(A)	36V, 0~2.65A	±1%	200mV	93%
HLG-100H-42(A)	42V, 0~2.28A	±1%	200mV	93%
HLG-100H-48(A)	48V, 0~2.0A	±1%	200mV	93%
HLG-100H-54(A)	54V, 0~1.77A	±1%	200mV	93%

○ = A, B, AB, D or Blank

### HLG-120H Series

Model No.	Output	Tol.	R&N	Effi.
HLG-120H-12(A)	12V, 0~10A	±2.5%	150mV	92.0%
HLG-120H-15(A)	15V, 0~8.0A	±2.0%	150mV	92.0%
HLG-120H-20(A)	20V, 0~6.0A	±1.0%	150mV	93.0%
HLG-120H-24(A)	24V, 0~5.0A	±1.0%	150mV	93.0%
HLG-120H-30(A)	30V, 0~4.0A	±1.0%	200mV	93.0%
HLG-120H-36(A)	36V, 0~3.4A	±1.0%	200mV	93.0%
HLG-120H-42(A)	42V, 0~2.9A	±1.0%	200mV	93.0%
HLG-120H-48(A)	48V, 0~2.5A	±1.0%	200mV	93.5%
HLG-120H-54(A)	54V, 0~2.3A	±1.0%	200mV	93.5%

○ = A, B, AB, D or Blank



# HLG series 150~240W

## Features

- **Constant voltage+constant current modes**
- Universal AC input (90 to 305VAC) / Full range
- High efficiency up to 94%
- Meet 4kV surge immunity level (IEC61000-4-5)
- **Type HL LED Driver for use in Class I, Division 2 hazardous location luminaires**
- Suitable for dry, damp, and wet location **with IP67**
- Suitable for outdoor LED lighting applications
- Protections:
  - Short circuit / Over current / Over voltage / Over temp.
- **7 years warranty**
- Multiple models for choice:
  - Blank-Type:** IP67 rated. Cable for I/O connection (**For harsh environment**)
  - A-Type:** IP65 rated. Io and Vo adjustable through built-in potentiometer
  - B-Type:** IP67 rated. 3 in 1 dimming function (1~10Vdc, 10V PWM signal and resistance)
  - AB-Type:** IP65 rated. Io adjustable and Vo through built-in potentiometer & 3 in 1 dimming function.
  - C-Type:** Terminal block for I/O connection (HLG-240H)
  - D-Type(option):** IP67 rated. Timer dimming function, contact MEAN WELL for details
- Optional RCM models available (HLG-150H/185H/240H-A/B/Blank-Type)

	HLG-150H/185H	HLG-240H
<b>INPUT</b>	ACL ACN FG	
<b>OUTPUT</b> (Non-Dimming Models)	Vo- Vo+	
<b>OUTPUT</b> (Dimming Models)	DIM+ DIM- Vo- Vo+	
AC input voltage range	90~305VAC; 127~431VDC	
AC inrush current (max.)	Cold start, 65A at 230VAC	Cold start, 75A at 230VAC
DC adjustment range	±10% rated output voltage (A-Type only)	±6% rated output voltage (A-Type & C-Type)
Current adjustment range	HLG-150H: 60%~100% ; HLG-185H/240H: 50%~100% via potentiometer (A-Type & HLG-240H C-Type)	
Over current protection	95%~108% constant current limiting, auto-recovery	
Over voltage protection	110%~140% rated output voltage	
Setup, rise, hold up time	500ms, 50ms, 16ms	500ms, 80ms, 15ms at full load and 230VAC
Withstand voltage	I/P-O/P: 3.75kVAC, I/P-FG: 2kVAC, O/P-FG: 1.5kVAC	
Working temperature	-40~+90°C (refer to "OUTPUT LOAD vs TEMPERATURE")	
Safety standards	UL8750, EN/AS/NZS61347-1,-2-13(except for HLG-240H C-Type), PSE J61347-1, J61347-2-13, GB19510.14, GB19510.1, EAC TP TC 004 approved; UL1012, UL62368-1, TUV EN62368-1 approved for HLG-240H only; BIS IS15885(refer to spec for models), KC61347-1, KC61347-2-13(except for AB, C, D-type)	
EMC standards	EN55015, EN55032 class B, EN61000-3-2 class C, EN61000-3-3, EN61000-4-2,3,4,5,6,8,11, EN61547, GB17743, GB17625.1, EAC TP TC 020, KC KN15, KN61547(except for AB, Dx, D2-type)	
Connection	Please refer to page 65	
Dimension (LxWxH)(mm)	228x 68x 38.8	A/B/D/Blank-Type: 244.2x 68x 38.8 C-Type: 251x 68x 38.8

**HLG-150H Series**

(except for AB, D-type) (for Blank/A-Type only) (AB/B-Type)

Model No.	Output	Tol.	R&N	Effi.
HLG-150H-12(A)	12V, 0~12.5A	±2.5%	150mV	91.5%
HLG-150H-15(A)	15V, 0~10.0A	±2.0%	150mV	92.0%
HLG-150H-20(A)	20V, 0~7.50A	±1.0%	150mV	93.0%
HLG-150H-24(A)	24V, 0~6.30A	±1.0%	150mV	93.0%
HLG-150H-30(A)	30V, 0~5.00A	±1.0%	200mV	93.5%
HLG-150H-36(A)	36V, 0~4.20A	±1.0%	200mV	93.5%
HLG-150H-42(A)	42V, 0~3.60A	±1.0%	200mV	94.0%
HLG-150H-48(A)	48V, 0~3.20A	±1.0%	200mV	94.0%
HLG-150H-54(A)	54V, 0~2.80A	±1.0%	200mV	94.0%

○ = A, B, AB, D or Blank

**HLG-185H Series**

(except for AB, D-type) (for Blank/A-Type only) (AB/B-Type)

Model No.	Output	Tol.	R&N	Effi.
HLG-185H-12(A)	12V, 0~13.0A	±2.5%	150mV	91.5%
HLG-185H-15(A)	15V, 0~11.5A	±2.0%	150mV	92.0%
HLG-185H-20(A)	20V, 0~9.30A	±1.0%	150mV	93.0%
HLG-185H-24(A)	24V, 0~7.80A	±1.0%	150mV	93.5%

**HLG-240H Series**

(except for AB, C, D-type) (except for C-Type) (for 48V) (AB/B-Type)

Model No.	Output	Tol.	R&N	Effi.
HLG-185H-30(A)	30V, 0~6.20A	±1.0%	200mV	93.5%
HLG-185H-36(A)	36V, 0~5.20A	±1.0%	200mV	93.5%
HLG-185H-42(A)	42V, 0~4.40A	±1.0%	200mV	94.0%
HLG-185H-48(A)	48V, 0~3.90A	±1.0%	200mV	94.0%
HLG-185H-54(A)	54V, 0~3.45A	±1.0%	200mV	94.0%

○ = A, B, AB, D or Blank

**HLG-240H Series**

(except for AB, C, D-type) (except for C-Type) (for 48V) (AB/B-Type)

Model No.	Output	Tol.	R&N	Effi.
HLG-240H-12(A)	12V, 0~16.0A	±2.5%	150mV	90.0%
HLG-240H-15(A)	15V, 0~15.0A	±2.0%	150mV	90.0%
HLG-240H-20(A)	20V, 0~12.0A	±1.0%	150mV	91.5%
HLG-240H-24(A)	24V, 0~10.0A	±1.0%	150mV	92.5%
HLG-240H-30(A)	30V, 0~8.00A	±1.0%	200mV	92.5%
HLG-240H-36(A)	36V, 0~6.70A	±1.0%	250mV	92.5%
HLG-240H-42(A)	42V, 0~5.72A	±1.0%	250mV	92.5%
HLG-240H-48(A)	48V, 0~5.00A	±1.0%	250mV	93.0%
HLG-240H-54(A)	54V, 0~4.45A	±1.0%	350mV	93.5%


○ = A, B, AB, C, D or Blank

# HLG series 320~480W

## Features

- Constant voltage+constant current modes
- Universal AC input (90 to 305VAC) / Full range
- Meet 4kV surge immunity level (IEC61000-4-5)
- Type HL LED Driver for use in Class I, Division 2 hazardous location luminaires
- Suitable for outdoor LED lighting applications
- Protections:
  - Short circuit / Over current / Over voltage / Over temp.
- 7 years warranty

- Multiple models for choice:
  - Blank-Type:** IP67 rated. Cable for I/O connection (For harsh environment)
  - A-Type:** IP65 rated. Io and Vo adjustable through built-in potentiometer
  - B-Type:** IP67 rated. 3 in 1 dimming function (1~10Vdc (for HLG-320H), 0~10V (for HLG-480H) , 10V PWM signal and resistance)
  - AB-Type:** IP65 rated. Io adjustable and Vo (for HLG-480H only) through built-in potentiometer & 3 in 1 dimming function.
  - C-Type:** Terminal block for I/O connection (HLG-320H only)
  - D-Type(option):** IP67 rated. Timer dimming function, contact MEAN WELL for details (HLG-320H only)
  - D2-Type(option):** IP67 rated. Smart timer dimming function\* (HLG-480H only)



AC input voltage range	90~305VAC; 127~431VDC	
AC inrush current (max.)	Cold start, 70A at 230VAC	Cold start, 35A at 230VAC
DC adjustment range	-15%~+13.3% rated output voltage (A-Type & C-Type)	-15%~+5% rated output voltage (A-Type only)
Current adjustment range	50%~100% via potentiometer (A-Type & HLG-320H C-Type only)	
Over current protection	95%~108% constant current limiting, auto-recovery	
Over voltage protection	110%~140% rated output voltage	
Setup, rise, hold up time	500ms, 80ms, 15ms at full load and 230VAC	
Withstand voltage	I/P-O/P: 3.75kVAC, I/P-FG: 2kVAC, O/P-FG: 1.5kVAC	
Working temperature	-40~+90°C (refer to "OUTPUT LOAD vs TEMPERATURE")	
Safety standards	UL8750(type"HL"), CSA C22.2 No. 250.0-08; EN/AS/NZS 61347-1, EN/AS/NZS 61347-2-13, EN62384 independent; GB19510.1, GB19510.14; IP65 or IP67 (except for HLG-320H C-type); J61347-1, J61347-2-13 (except for HLG-320H C-type), EAC TP TC 004; KC61347-1, KC61347-2-13(except for AB,C-type) approved	UL8750(type"HL"), CSA C22.2 No. 250.13-12; ENEC EN61347-1, EN61347-2-13 independent, EN62384; GB19510.14, GB19510.1; IP65 or IP67, EAC TP TC 004, AS/NZS IEC 61347.2.13:2013, AS/NZS 61347.1:2016; KC61347-1, J61347-1, J61347-2-13, KC61347-2-13(except for AB,Dx, D2-type) approved
EMC standards	EN55015, EN55032 class B, EN61000-3-2 class C, EN61000-3-3, EN61000-4-2,3,4,5,6,8,11,EN61547, GB17743, GB17625.1, EAC TP TC 020,KC KN15,KN61547(except for AB,Dx,D2-type)	
Connection	Please refer to page 65	
Dimension (LxWxH)(mm)	252x 90x 43.8	262x 125x 43.8

**HLG-320H Series**

Model No.	Output	Tol.	R&N	Effi.
HLG-320H-12(A)	12V, 0~22.0A	±3.0%	150mV	91.0%
HLG-320H-15(A)	15V, 0~19.0A	±2.0%	150mV	92.5%
HLG-320H-20(A)	20V, 0~15.0A	±1.5%	150mV	93.5%
HLG-320H-24(A)	24V, 0~13.34A	±1.0%	150mV	94.0%
HLG-320H-30(A)	30V, 0~10.7A	±1.0%	200mV	94.0%
HLG-320H-36(A)	36V, 0~8.90A	±1.0%	250mV	94.5%
HLG-320H-42(A)	42V, 0~7.65A	±1.0%	250mV	95.0%
HLG-320H-48(A)	48V, 0~6.70A	±1.0%	250mV	95.0%
HLG-320H-54(A)	54V, 0~5.95A	±1.0%	350mV	95.0%

**HLG-480H Series**

Model No.	Output	Tol.	R&N	Effi.
HLG-480H-24(A)	24V, 0~20A	±1.0%	200mV	94.0%
HLG-480H-30(A)	30V, 0~16A	±1.0%	200mV	94.5%
HLG-480H-36(A)	36V, 0~13.3A	±1.0%	250mV	95.0%
HLG-480H-42(A)	42V, 0~11.4A	±1.0%	250mV	95.0%
HLG-480H-48(A)	48V, 0~10A	±1.0%	250mV	94.5%
HLG-480H-54(A)	54V, 0~8.9A	±1.0%	350mV	95.0%

○ = A, B, AB, C, D or Blank

○ = A, B, AB, D2 or Blank

\*MEAN WELL Smart timer dimming primarily provides the adaptive proportion dimming profile for the output constant current level.

# HLG series 600W

## Features

- Constant voltage+constant current modes
- Universal AC input (90 to 305VAC) / Full range
- High efficiency up to 96%
- Meet 4kV surge immunity level (IEC61000-4-5)
- No load power consumption <0.5W at remote off (HLG-600H)
- Type HL LED Driver for use in Class I, Division 2 hazardous location luminaires
- LED indicator for power on (A-Type only)
- Suitable for outdoor LED lighting applications
- Protections:  
Short circuit / Over current / Over voltage / Over temperature

- Multiple models for choice:  
**Blank-Type:** IP67 rated. Io and Vo fixed(For harsh environment)  
**A-Type:** IP65 rated. Io and Vo adjustable through built-in potentiometer  
**B-Type:** IP67 rated. 3 in 1 dimming function (0~10Vdc, 10V PWM signal and resistance)  
**AB-Type:** IP65 rated. Io and Vo adjustable through built-in potentiometer & 3 in 1 dimming function.  
**7 years warranty**



AC input voltage range	90~305VAC; 127~431VDC
AC inrush current (max.)	Cold start, 70A at 230VAC
DC adjustment range	-15%~+5% rated output voltage (A-Type only)
Current adjustment range	50%~100% via potentiometer (A-Type & HLG-320H C-Type only)
Over current protection	95%~108% constant current limiting, auto- recovery
Over voltage protection	110%~140% rated output voltage
Setup, rise, hold up time	500ms, 80ms, 15ms at full load and 230VAC
Withstand voltage	I/P-O/P: 3.75kVAC, I/P-FG: 2kVAC, O/P-FG: 1.5kVAC
Working temperature	-40~+90°C (refer to "OUTPUT LOAD vs TEMPERATURE")
Safety standards	UL60950-1, UL8750(type"HL"), CSA C22.2 No. 250.13-12, ENEC EN61347-1, EN61347-2-13 independent, EN62384,IP65 or IP67, J61347-1, J61347-2-13, CCC GB4943.1, EAC TP TC 004, AS/NZS 60950.1(by CB), KC61347-1, KC61347-2-13(for 24A,36A,48A,54A only) approved
EMC standards	EN55032 (CISPR32) Class B, EN55015, EN61000-3-2 Class C (@ load≥50%) ; EN61000-3-3, EAC TP TC 020;KC KN15, KN61547(for 24A,36A,48A,54A only);EN61000-4-2,3,4,5,6,8,11, EN61547, EN55024, light industry level (surge immunity Line-Earth 4KV, Line-Line 2KV)
Connection	Please refer to page 65
Dimension (LxWxH)(mm)	280x 144x 48.5

## HLG-600H Series

Model No.	Output	Tol.	R&N	Effi.
HLG-600H-12(A)	12V, 0~40A	±3.0%	150mV	92.0%
HLG-600H-15(A)	15V, 0~36A	±2.0%	150mV	93.5%
HLG-600H-20(A)	20V, 0~28A	±1.5%	150mV	94.5%
HLG-600H-24(A)	24V, 0~25A	±1.0%	150mV	95.0%
HLG-600H-30(A)	30V, 0~20A	±1.0%	200mV	95.0%

Model No.	Output	Tol.	R&N	Effi.
HLG-600H-36(A)	36V, 0~16.7A	±1.0%	250mV	95.5%
HLG-600H-42(A)	42V, 0~14.3A	±1.0%	250mV	96.0%
HLG-600H-48(A)	48V, 0~12.5A	±1.0%	250mV	96.0%
HLG-600H-54(A)	54V, 0~11.2A	±1.0%	350mV	96.0%

○ = A, B, AB





# HLG-C series 60~120W

## Features

- Constant current mode
- Universal AC input (90 to 305VAC)/ Full range
- High efficiency up to 94%
- Suitable for dry, damp, and wet location
- Suitable for outdoor LED lighting applications
- Protections: Short circuit / Over voltage / Over temperature
- 7 years warranty

- Multiple models for choice:

- A-Type:** IP65 rated. Io adjustable through built-in potentiometer
- B-Type:** IP67 rated. 3 in 1 dimming function (1~10Vdc, 10V PWM signal and resistance)
- AB-Type:** IP65 rated. Io adjustable through built-in potentiometer & 3 in 1 dimming function.
- D-Type (option):** IP67 rated. Timer dimming function, contact MEAN WELL for details



AC input voltage range	90~305VAC; 127VDC~431VDC	
AC inrush current (max.)	Cold start, 60A at 230VAC	Cold start, 50A at 230VAC
Current adjustment range	60%~100% via potentiometer (A-Type only)	50%~100% via potentiometer (A-Type only)
Short circuit protection	Hiccup mode, auto-recovery	Constant current limiting, auto-recovery
Over voltage protection	110%~140%, shut down o/p voltage, re-power on to recover	
Over temp. protection	Shut down o/p voltage, re-power on to recover	Shut down o/p voltage, auto-recovery
Setup time	500ms at full load and 230VAC	
Withstand voltage	I/P-O/P:3.75kVAC, I/P-FG:2kVAC, O/P-FG:1.5kVAC	
Working temperature	-40~+80°C (refer to "OUTPUT LOAD vs TEMPERATURE")	-40~+90°C (refer to "OUTPUT LOAD vs TEMPERATURE")
Safety standards	UL8750, GB19510.14, GB1950.1, EAC TP TC 004, EN/AS/NZS61347-1,-2-13, PSE J61347-1(for HLG-120H-C A-Type only), J61347-2-13(for HLG-120H-C A-Type only) approved	
EMC standards	EN55015, EN61000-3-2 class C, EN61000-3-3, EN61000-4-2,3,4,5,6,8,11, EN61547, GB17743, GB17625.1, EAC TP TC 020	
Connection	Please refer to page 65	
Dimension (LxWxH)(mm)	171x 61.5x 36.8	195.6x 61.5x 38.8      220x 68x 38.8

**HLG-60H-C Series (70W)**

1-10VDC (AB/B-Type)

Model No.	Output	Io Tol.	Io Ripple	Effi.
HLG-60H-C350(A)	100~200V, 350mA	±5%	5% max.	91%
HLG-60H-C700(A)	50~100V, 700mA	±5%	5% max.	90.5%

○ = A, B, AB or D

**HLG-80H-C Series (90W)**

1-10VDC (AB/B-Type)

Model No.	Output	Io Tol.	Io Ripple	Effi.
HLG-80H-C350(A)	167~257V, 350mA	±5%	8% max.	91.5%
HLG-80H-C700(A)	84~129V, 700mA	±5%	8% max.	91.5%

○ = A, B, AB or D

**HLG-120H-C Series (150W)** (for A-Type only)

1-10VDC (AB/B-Type)

Model No.	Output	Io Tol.	Io Ripple	Effi.
HLG-120H-C350(A)	215~430V, 350mA	±5%	8% max.	94%
HLG-120H-C500(A)	150~300V, 500mA	±5%	8% max.	94%
HLG-120H-C700(A)	107~215V, 700mA	±5%	8% max.	94%
HLG-120H-C1050(A)	74~148V, 1050mA	±5%	8% max.	94%
HLG-120H-C1400(A)	54~108V, 1400mA	±5%	8% max.	93.5%

○ = A, B, AB or D




# HLG-C series 185~240W

## Features

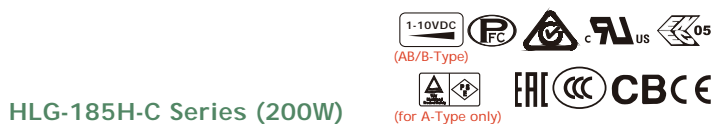
- **Constant current mode**
- Universal AC input (90 to 305VAC)/ Full range
- High efficiency up to 94%
- **Type HL LED Driver for use in Class I, Division 2 hazardous location luminaires (HLG-240H-C)**
- Suitable for dry, damp, and wet location
- Suitable for outdoor LED lighting applications
- Protections: Short circuit / Over voltage / Over temperature
- **7 years warranty**

- Multiple models for choice:

- A-Type:** IP65 rated. Io adjustable through built-in potentiometer
- B-Type:** IP67 rated. 3 in 1 dimming function (1~10Vdc, 10V PWM signal and resistance)
- AB-Type:** IP65 rated. Io adjustable through built-in potentiometer & 3 in 1 dimming function.
- D-Type (option):** IP67 rated. Timer dimming function, contact MEAN WELL for details(HLG-185H-C only)
- D2-Type (option):** IP67 rated. **Smart timer dimming function\***, contact MEAN WELL for details (HLG-240H-C)



AC input voltage range	90~305VAC; 127VDC~431VDC	
AC inrush current (max.)	Cold start, 55A at 230VAC	Cold start, 75A at 230VAC
Current adjustment range	50%~100% via potentiometer (A-Type only)	
Short circuit protection	Constant current limiting, auto-recovery	
Over voltage protection	105%~120%, Shut down o/p voltage, re-power on to recover	
Setup time	500ms at full load and 230VAC	500ms at full load and 230VAC
Withstand voltage	I/P-O/P:3.75kVAC, I/P-FG:2kVAC, O/P-FG:1.5kVAC	
Working temperature	-40~+90°C (refer to "OUTPUT LOAD vs TEMPERATURE")	
Safety standards	UL8750, EN/AS/NZS61347-1,-2-13, EN62384, GB19510.1, GB19510.14, EAC TP TC 004; PSE J61347-1, J61347-2-13(HLG-185H-C A-Type only) approved	
EMC standards	EN55015, EN61000-3-2 class C, EN61000-3-3, EN61000-4-2,3,4,5,6,8,11, EN61547, GB17743, GB17625.1, EAC TP TC 020	
Connection	Please refer to page 65	
Dimension (LxWxH)(mm)	228x 68x 38.8	244.2x 68x 38.8



### HLG-185H-C Series (200W)

Model No.	Output	Io Tol.	Io Ripple	Effi.
HLG-185H-C500(A)	200~400V, 500mA	±5%	5% max.	94%
HLG-185H-C700(A)	143~286V, 700mA	±5%	5% max.	94%
HLG-185H-C1050(A)	95~190V, 1050mA	±5%	5% max.	94%
HLG-185H-C1400(A)	71~143V, 1400mA	±5%	5% max.	94%

○ = A, B, AB or D



### HLG-240H-C Series (250W)

Model No.	Output	Io Tol.	Io Ripple	Effi.
HLG-240H-C700(A)	178~357V, 700mA	±5%	5% max.	93.5%
HLG-240H-C1050(A)	119~238V, 1050mA	±5%	5% max.	93.5%
HLG-240H-C1400(A)	89~179V, 1400mA	±5%	5% max.	94%
HLG-240H-C1750(A)	71~143V, 1750mA	±5%	5% max.	94%
HLG-240H-C2100(A)	59~119V, 2100mA	±5%	5% max.	93.5%

○ = A, B, AB or D2

\*MEAN WELL Smart timer dimming primarily provides the adaptive proportion dimming profile for the output constant current level.

# HLG-C series 320~480W

## Features

- Constant current mode
- Universal AC input (90 to 305VAC)/ Full range
- High efficiency up to 95%
- Type HL LED Driver for use in Class I, Division 2 hazardous location luminaires
- Suitable for dry, damp, and wet location
- Suitable for outdoor LED lighting applications
- Protections: Short circuit / Over voltage / Over temperature
- Environment-adaptive driving capability (HLG-480H-C)
- 7 years warranty

- Multiple models for choice:

- A-Type:** IP65 rated. Io adjustable through built-in potentiometer
- B-Type:** IP67 rated. 3 in 1 dimming function (0~10Vdc, 10V PWM signal and resistance)
- AB-Type:** IP65 rated. Io adjustable through built-in potentiometer & 3 in 1 dimming function.
- D2-Type (option):** IP67 rated. Smart timer dimming function\*, contact MEAN WELL for details
- DA-Type (option):** IP67 rated. DALI control technology (HLG-320H-C only)

	HLG-320H-C	HLG-480H-C						
<table border="1"> <tr> <td><b>INPUT</b></td> <td>ACL ACN FG</td> </tr> <tr> <td><b>OUTPUT</b> (Non-Dimming Models)</td> <td>Vo- Vo+</td> </tr> <tr> <td><b>OUTPUT</b> (Dimming Models)</td> <td>DIM- DIM+ Vo+ Vo-</td> </tr> </table>	<b>INPUT</b>	ACL ACN FG	<b>OUTPUT</b> (Non-Dimming Models)	Vo- Vo+	<b>OUTPUT</b> (Dimming Models)	DIM- DIM+ Vo+ Vo-		
<b>INPUT</b>	ACL ACN FG							
<b>OUTPUT</b> (Non-Dimming Models)	Vo- Vo+							
<b>OUTPUT</b> (Dimming Models)	DIM- DIM+ Vo+ Vo-							

AC input voltage range	90~305VAC; 127VDC~431VDC	
AC inrush current (max.)	Cold start, 70A at 230VAC	Cold start, 35A at 230VAC
Current adjustment range	50%~100% via potentiometer (A-Type only)	
Short circuit protection	Constant current limiting, auto-recovery	
Over voltage protection	105%~120%, Shut down o/p voltage, re-power on to recover	
Setup time	500ms at full load and 230VAC	
Withstand voltage	I/P-O/P:3.75kVAC, I/P-FG:2kVAC, O/P-FG:1.5kVAC	
Working temperature	-40~+85°C (refer to "OUTPUT LOAD vs TEMPERATURE")	-40~+90°C (refer to "OUTPUT LOAD vs TEMPERATURE")
Safety standards	UL8750, AS/NZS60950.1 (HLG-480-C), IEC 62384, GB19510.14, GB19510.1, EAC TP TC 004 approved	
EMC standards	EN55015, EN61000-3-2 class C, EN61000-3-3, EN61000-4-2,3,4,5,6,8,11, EN61547, GB17743, GB17625.1, EAC TP TC 020	
Connection	Please refer to page 65	
Dimension (LxWxH)(mm)	252x 90x 43.8	262x 125x 43.8

HLG-320H-C Series (320W)

Model No.	Output	Io Tol.	Io Ripple	Effi.
HLG-320H-C700(A)	214~428V, 700mA	±5%	5% max.	94.0%
HLG-320H-C1050(A)	152~305V, 1050mA	±5%	5% max.	94.0%
HLG-320H-C1400(A)	114~229V, 1400mA	±5%	5% max.	94.0%
HLG-320H-C1750(A)	91~183V, 1750mA	±5%	5% max.	94.0%
HLG-320H-C2100(A)	76 ~ 152V, 2100mA	±5%	5% max.	94.0%
HLG-320H-C2800(A)	57~114V, 2800mA	±5%	5% max.	94.0%
HLG-320H-C3500(A)	46~91V, 3500mA	±5%	5% max.	94.0%

○ = A, B, AB, D2 or DA

HLG-480H-C Series (480W)

Model No.	Output	Io Tol.	Io Ripple	Effi.
HLG-480H-C1400(A)	171~341V, 1400mA	±5%	5% max.	95.0%
HLG-480H-C1750(A)	137~274V, 1750mA	±5%	5% max.	95.0%
HLG-480H-C2100(A)	114~229V, 2100mA	±5%	5% max.	95.0%
HLG-480H-C2800(A)	85~171V, 2800mA	±5%	5% max.	95.0%
HLG-480H-C3500(A)	68~137V, 3500mA	±5%	5% max.	95.0%

○ = A, B, AB or D2

\*MEAN WELL Smart timer dimming primarily provides the adaptive proportion dimming profile for the output constant current level.

# HVG series 65~100W

## Features

- Constant voltage+constant current modes
- 180~528VAC wide input range
- Class 2 power unit / Pass LPS
- Type HL LED Driver for use in Class I, Division 2 hazardous location luminaires (HVG-100)
- Suitable for dry, damp, and wet location
- Suitable for outdoor LED lighting applications
- Protections: Short circuit / Over current / Over voltage / Over temperature
- 5 years warranty


- Multiple models for choice:

**A-Type:** IP65 rated. Io and Vo adjustable through built-in potentiometer

**B-Type:** IP67 rated. 3 in 1 dimming function (0~10Vdc, 10V PWM signal and resistance)

**AB-Type:** IP65 rated. Io and Vo(for HVG-100 only) adjustable through built-in potentiometer & 3 in 1 dimming function.

**D-Type (option):** IP67 rated. Timer dimming function, contact MEAN WELL for details



AC input voltage range	180~528VAC (single phase); 254~747VDC		
AC inrush current (max.)	Cold start, 25A at 480VAC	Cold start, 25A at 480VAC	
DC adjustment range	±10% rated output voltage (A-Type only)		
Current adjustment range	60%~100% via potentiometer (A-Type only)	55%~100% via potentiometer (A-Type only)	
Over current protection	95%~108% constant current limiting, auto-recovery		
Over voltage protection	110%~140% rated output voltage		
Setup, rise, hold up time	400ms, 80ms, 16ms at full load and 347VAC/480VAC	500ms, 80ms, 30ms at full load and 347VAC/480VAC	
Withstand voltage	I/P-O/P: 3.75kVAC, I/P-FG: 2kVAC, O/P-FG: 1.5kVAC		
Working temperature	-40~+80°C (refer to "OUTPUT LOAD vs TEMPERATURE")	-40~+90°C (refer to "OUTPUT LOAD vs TEMPERATURE")	
Safety standards	UL8750, CSA C22.2 No. 250.0-13, EAC TP TC 004 IP65 or IP67 approved		
EMC standards	EN55015, EN61000-3-2 class C, EN61000-3-3, EN61000-4-2,3,4,5,6,8,11, EN61547, EAC TP TC 020, FCC part 15 subpart B		
Connection	Input	UL rated, STW 18AWGx3C (30cm)	
	Output	A&D-Type	SVT 18AWGx2C (30cm)
		B/AB-Type	SVT 18AWGx2C (30cm)+UL2517 18AWGx2C (30cm)
Dimension (LxWxH)(mm)	189x 61.5x 36.8	236x 68x 38.8	

## HVG-65 Series



Model No.	Output	Tol.	R&N	Effi.
HVG-65-12Ⓐ	12V, 0~5A	±2.0%	120mV	86.5%
HVG-65-15Ⓐ	15V, 0~4.3A	±2.0%	150mV	87.5%
HVG-65-20Ⓐ	20V, 0~3.25A	±1.0%	150mV	88.5%
HVG-65-24Ⓐ	24V, 0~2.71A	±1.0%	150mV	89.0%
HVG-65-30Ⓐ	30V, 0~2.17A	±1.0%	200mV	89.0%
HVG-65-36Ⓐ	36V, 0~1.81A	±1.0%	200mV	89.5%
HVG-65-42Ⓐ	42V, 0~1.55A	±1.0%	300mV	89.5%
HVG-65-48Ⓐ	48V, 0~1.36A	±1.0%	300mV	90.0%
HVG-65-54Ⓐ	54V, 0~1.21A	±1.0%	300mV	90.0%

○ = A, B, AB or D

## HVG-100 Series




Model No.	Output	Tol.	R&N	Effi.
HVG-100-15Ⓐ	15V, 0~5A	±2.0%	150mV	89.0%
HVG-100-20Ⓐ	20V, 0~4.8A	±1.0%	150mV	90.0%
HVG-100-24Ⓐ	24V, 0~4A	±1.0%	150mV	91.0%
HVG-100-30Ⓐ	30V, 0~3.2A	±1.0%	200mV	91.0%
HVG-100-36Ⓐ	36V, 0~2.65A	±1.0%	200mV	90.5%
HVG-100-42Ⓐ	42V, 0~2.28A	±1.0%	200mV	90.5%
HVG-100-48Ⓐ	48V, 0~2A	±1.0%	200mV	91.0%
HVG-100-54Ⓐ	54V, 0~1.77A	±1.0%	200mV	91.0%

○ = A, B, AB or D

# HVG series 150~240W

## Features

- Constant voltage+constant current modes
- 180~528VAC wide input range
- Type HL LED Driver for use in Class I, Division 2 hazardous location luminaires
- Suitable for dry, damp, and wet location
- Suitable for outdoor LED lighting applications
- Protections: Short circuit / Over current / Over voltage / Over temperature
- 5 years warranty
- Multiple models for choice:
  - A-Type:** IP65 rated. Io and Vo adjustable through built-in potentiometer
  - B-Type:** IP67 rated. 3 in 1 dimming function (0~10Vdc, 10V PWM signal and resistance)
  - AB-Type:** IP65 rated. Io and Vo adjustable through built-in potentiometer & 3 in 1 dimming function.
  - D-Type (option):** IP67 rated. Timer dimming function, contact MEAN WELL for details (HVG-150 only)
  - D2-Type (option):** IP67 rated. **Smart timer dimming function\*** (HVG-240 only)



AC input voltage range	180~528VAC (single phase); 254~747VDC		
AC inrush current (max.)	Cold start, 35A at 480VAC	Cold start, 50A at 480VAC	
DC adjustment range	±10% rated output voltage (A-Type only)	±7% rated output voltage (A-Type only)	
Current adjustment range	55%~100% via potentiometer (A-Type only)	50%~100% via potentiometer (A-Type only)	
Over current protection	95%~108% constant current limiting, auto-recovery		
Over voltage protection	110%~140% rated output voltage		
Over temperature protection	Shut down and latch off o/p voltage, re-power on to recover		
Setup, rise, hold up time	500ms, 80ms, 18ms at full load and 347VAC/480VAC	500ms, 150ms, 12ms at full load and 347VAC/480VAC	
Withstand voltage	I/P-O/P: 3.75kVAC, I/P-FG: 2kVAC, O/P-FG: 1.5kVAC		
Working temperature	-40~+85°C (refer to "OUTPUT LOAD vs TEMPERATURE")	-40~+90°C (refer to "OUTPUT LOAD vs TEMPERATURE")	
Safety standards	UL8750, CSA C22.2 No. 250.0-08, EAC TP TC 004		
EMC standards	EN55015, EN61000-3-2 class C, EAC TP TC 020, EN61000-3-3, EN61000-4-2,3,4,5,6,8,11, EN61547, FCC part 15 subpart B	FCC Part 15 subpart B, EAC TP TC 020, EN61000-4-2,3,4,5,6,8,11, EN61547	
Connection	Input	UL rated, STW 18AWGx3C (30cm)	
	Output	A&D-Type	SJTW 14AWGx2C (30cm)
		B/AB-Type	SJTW 14AWGx2C (30cm)+ UL2517 18AWGx2C (30cm)
Dimension (LxWxH)(mm)	245x 68x 38.8	254.2x 68x 38.8	

### HVG-150 Series



Model No.	Output	Tol.	R&N	Effi.
HVG-150-12 (A)	12V, 0~10A	±2.5%	150mV	87.0%
HVG-150-15 (A)	15V, 0~10A	±2.0%	150mV	89.0%
HVG-150-20 (A)	20V, 0~7.5A	±1.0%	150mV	90.5%
HVG-150-24 (A)	24V, 0~6.25A	±1.0%	150mV	91.0%
HVG-150-30 (A)	30V, 0~5A	±1.0%	200mV	91.0%
HVG-150-36 (A)	36V, 0~4.17A	±1.0%	200mV	91.0%
HVG-150-42 (A)	42V, 0~3.58A	±1.0%	200mV	91.0%
HVG-150-48 (A)	48V, 0~3.13A	±1.0%	200mV	91.5%
HVG-150-54 (A)	54V, 0~2.78A	±1.0%	200mV	91.5%

### HVG-240 Series



Model No.	Output	Tol.	R&N	Effi.
HVG-240-24 (A)	24V, 0~10A	±1%	150mV	92.5%
HVG-240-30 (A)	30V, 0~8A	±1%	200mV	92.5%
HVG-240-36 (A)	36V, 0~6.7A	±1%	250mV	93%
HVG-240-42 (A)	42V, 0~5.7A	±1%	250mV	93%
HVG-240-48 (A)	48V, 0~5A	±1%	250mV	92.5%
HVG-240-54 (A)	54V, 0~4.5A	±1%	350mV	93%

○ = A, B, AB or D

○ = A, B, AB or D2

\*MEAN WELL Smart timer dimming primarily provides the adaptive proportion dimming profile for the output constant current level.



# HVG series 320~480W

## Features

- Constant voltage+constant current modes
- 180~528VAC wide input range
- Type HL LED Driver for use in Class I, Division 2 hazardous location luminaires
- Suitable for dry, damp, and wet location
- Suitable for outdoor LED lighting applications
- Protections: Short circuit / Over current / Over voltage / Over temperature
- 5 years warranty

- Multiple models for choice:
  - A-Type:** IP65 rated. Io and Vo adjustable through built-in potentiometer
  - B-Type:** IP67 rated. 3 in 1 dimming function (0~10Vdc, 10V PWM signal and resistance)
  - AB-Type:** IP65 rated. Io and Vo adjustable through built-in potentiometer & 3 in 1 dimming function.
  - D2-Type (option):** IP67 rated. **Smart timer dimming function\***, contact MEAN WELL for details



AC input voltage range	180~528VAC ; 254~747VDC		
AC inrush current (max.)	Cold start 50A at 480VAC	Cold start 40A at 480VAC	
DC adjustment range	-10%~+8% rated output voltage (A-Type only)	-15%~+5% rated output voltage	
Current adjustment range	50%~100% via potentiometer (A-Type only)		
Over current protection	95%~108% constant current limiting, auto-recovery		
Over voltage protection	110%~140% shut down o/p voltage, re-power on to recover	108%~125%	
Over temperature protection	Shut down and latch off o/p voltage, re-power on to recover		
Setup, rise, hold up time	500ms, 150ms, 15ms at full load and 347VAC/480VAC	500ms, 100ms, 16ms at full load and 347VAC/480VAC	
Withstand voltage	I/P-O/P: 3.75KVAC, I/P-FG:2KVAC, O/P-FG:1.5KVAC		
Working temperature	-40~+85°C (refer to "OUTPUT LOAD vs TEMPERATURE")		
Safety standards	UL8750, CSA C22.2 No. 250.13-12, EAC TP TC 004		
EMC standards	FCC Part 15 Subpart B, EAC TP TC 020, EN61000-4-2,3,4,5,6,8,11, EN61547	FCC Part 15 Subpart B, EAC TP TC 020	
Connection	Input	UL rated, STW 18AWGx3C (30cm)	
	Output	A-Type	SJTW 14AWGx2C (30cm)
		B/AB/D2-Type	SJTW 14AWGx2C (30cm) + UL2517 22AWGx2C (30cm)
Dimension (LxWxH)(mm)	262x 90x 43.8	262x 125x 43.8	

### HVG-320 Series

Model No.	Output	Tol.	R&N	Effi.
HVG-320-24 (A)	24V, 0~13.4A	±1%	150mV	92.5%
HVG-320-30 (A)	30V, 0~10.7A	±1%	200mV	93.0%
HVG-320-36 (A)	36V, 0~8.9A	±1%	250mV	93.5%
HVG-320-42 (A)	42V, 0~7.6A	±1%	250mV	93.5%
HVG-320-48 (A)	48V, 0~6.7A	±1%	250mV	94.0%
HVG-320-54 (A)	54V, 0~6A	±1%	350mV	94.0%

### HVG-480 Series

Model No.	Output	Tol.	R&N	Effi.
HVG-480-24 (A)	24V, 0~20A	±1%	200mV	94.0%
HVG-480-30 (A)	30V, 0~16A	±1%	200mV	94.0%
HVG-480-36 (A)	36V, 0~13.3A	±1%	250mV	94.5%
HVG-480-42 (A)	42V, 0~11.4A	±1%	250mV	95.0%
HVG-480-48 (A)	48V, 0~10A	±1%	250mV	95.0%
HVG-480-54 (A)	54V, 0~8.9A	±1%	350mV	95.0%

○ = A, B, AB or D2

○ = A, B, AB or D2

\*MEAN WELL Smart timer dimming primarily provides the adaptive proportion dimming profile for the output constant current level.

# HVGC series 65~150W

## Features

- Constant current mode
- 180~528VAC wide input range
- High efficiency up to 91%
- Type HL LED Driver for use in Class I, Division 2 hazardous location luminaires (HVGC-150)
- Suitable for dry, damp, and wet location
- Suitable for outdoor LED lighting applications
- Protections: Short circuit / Over voltage / Over temperature
- 5 years warranty

• Multiple models for choice:

**A-Type:** IP65 rated. Io adjustable through built-in potentiometer  
**B-Type:** IP67 rated. 3 in 1 dimming function (0~10Vdc, 10V PWM signal and resistance)

**AB-Type:** IP65 rated. Io adjustable through built-in potentiometer & 3 in 1 dimming function.

**D-Type (option):** IP67 rated. Timer dimming function, contact MEAN WELL for details

		HVGC-65	HVGC-100	HVGC-150
<b>INPUT</b>				
	<b>OUTPUT (Non-Dimming Models)</b>			
	<b>OUTPUT (Dimming Models)</b>			
AC input voltage range		180~528VAC (single phase); 254~747VDC		
AC inrush current (max.)		Cold start, 25A at 480VAC		Cold start, 35A at 480VAC
Current adjustment range		60%~100% via potentiometer (A-Type only)		
Over voltage protection		105%~115% rated output voltage		
Setup time		400ms at 347VAC/480VAC	500ms at 347VAC/480VAC	400ms at 347VAC/480VAC
Withstand voltage		I/P-O/P: 3.75kVAC, I/P-FG: 2kVAC, O/P-FG: 1.5kVAC		
Working temperature		-40~+80°C (refer to "OUTPUT LOAD vs TEMPERATURE")		
Safety standards		HVGC-65: UL8750, ENEC EN61347-1, EN61347-2-13, EN62384, EAC TP TC 004 approved HVGC-100/150: UL8750, TUV EN61347-1, EN61347-2-13, EAC TP TC 004 approved		
EMC standards		EN55015, EN61000-3-2 class C, EN61000-3-3, EN61000-4-2,3,4,5,6,8,11, EN61547, FCC part 15 subpart B, EAC TP TC 020		
Connection	Input	UL rated, STW 18AWGx3C (30cm)		
	Output	A&D-Type	SJTW 18AWGx2C (30cm)	STW 18AWGx2C (30cm)
		B/AB-Type	SJTW 18AWGx2C (30cm)+UL2517 18AWGx2C (30cm)	STW 18AWGx2C (30cm)+UL2517 18AWGx2C (30cm)
Dimension (LxWxH)(mm)		189x 61.5x 36.8	236x 68x 38.8	245x 68x 38.8

### HVGC-65 Series

Model No.	Output	Io Tol.	Io Ripple	Effi.
HVGC-65-350(A)	18~186V, 350mA	±5%	5% max.	90.0%
HVGC-65-500(A)	13~130V, 500mA	±5%	5% max.	90.5%
HVGC-65-700(A)	9~93V, 700mA	±5%	5% max.	90.5%
HVGC-65-1050(A)	6~62V, 1050mA	±5%	5% max.	90.0%

○ = A, B, AB or D

### HVGC-100 Series

Model No.	Output	Io Tol.	Io Ripple	Effi.
HVGC-100-350(A)	29~285V, 350mA	±5%	5% max.	91%
HVGC-100-700(A)	15~142V, 700mA	±5%	5% max.	91%

○ = A, B, AB or D

### HVGC-150 Series

Model No.	Output	Io Tol.	Io Ripple	Effi.
HVGC-150-350(A)	42~428V, 350mA	±5%	5% max.	91%
HVGC-150-500(A)	30~300V, 500mA	±5%	5% max.	91%
HVGC-150-700(A)	21~215V, 700mA	±5%	5% max.	91%
HVGC-150-1050(A)	15~143V, 1050mA	±5%	5% max.	90%
HVGC-150-1400(A)	12~107V, 1400mA	±5%	5% max.	90%

○ = A, B, AB or D

# HVGC series 240~320W

## Features

- Constant current mode
- 180~528VAC wide input range
- High efficiency up to 93.5%
- Type HL LED Driver for use in Class I, Division 2 hazardous location luminaires
- Suitable for dry, damp, and wet location
- Suitable for outdoor LED lighting applications
- Protections: Short circuit / Over voltage / Over temperature
- 5 years warranty

- Multiple models for choice:

- A-Type:** IP65 rated. Io adjustable through built-in potentiometer
- B-Type:** IP67 rated. 3 in 1 dimming function (0~10Vdc, 10V PWM signal and resistance)
- AB-Type:** IP65 rated. Io adjustable through built-in potentiometer & 3 in 1 dimming function.
- D2-Type (option):** IP67 rated. **Smart timer dimming function\***, contact MEAN WELL for details



AC input voltage range		180~528VAC ; 254~747VDC	
AC inrush current (max.)		Cold start, 50A at 480VAC	
Current adjustment range		50%~100% via potentiometer (A-Type only)	
Over voltage protection		105%~110% shut down o/p voltage, re-power on to recover	
Setup time		500ms at 347VAC/480VAC	
Withstand voltage		I/P-O/P:3.75KVAC, I/P-FG:2KVAC, O/P-FG:1.5KVAC	
Working temperature		-40~+90°C (refer to "OUTPUT LOAD vs TEMPERATURE")	
Safety standards		UL8750 (type"HL"), EAC TP TC 004 approved, IEC/EN61347-1,IEC/EN61347-2-13	
EMC standards		FCC Part 15 subpart B, EN55015, EN61000-3-2(@load≥50%), EN61000-3-3, EN61000-4-2,3,4,5,6,8,11, EN61547, EAC TP TC 020	
Connection	Input	UL rated, STW 18AWGx3C (30cm)	
	Output	A-Type	STW 18AWGx2C (30cm)      SJTW 14AWGx2C (30cm)
		B/AB/D2-Type	STW 18AWGx2C (30cm) + UL2517 22AWGx2C (30cm)      SJTW 14AWGx2C (30cm) + UL2517 22AWGx2C (30cm)
Dimension (LxWxH)(mm)		254.2x 68x 38.8	262x 90x 43.8

### HVGC-240 Series

Model No.	Output	Io Tol.	Io Ripple	Effi.
HVGC-240-700(A)	171.4~342.8V, 700mA	±5%	5% max.	93.5%
HVGC-240-1050(A)	114.3~228.6V, 1050mA	±5%	5% max.	93.0%
HVGC-240-1400(A)	85.7~171.4V, 1400mA	±5%	5% max.	93.0%
HVGC-240-1750(A)	68.5~137.1V, 1750mA	±5%	5% max.	93.0%
HVGC-240-2100(A)	57.2~114.3V, 2100mA	±5%	5% max.	92.5%
HVGC-240-2800(A)	42.9~85.7V, 2800mA	±5%	5% max.	92.5%
HVGC-240-3500(A)	34.3~68.6V, 3500mA	±5%	5% max.	92.5%

### HVGC-320 Series

Model No.	Output	Io Tol.	Io Ripple	Effi.
HVGC-320-700(A)	214~428V,700mA	±5%	5% max.	93.5%
HVGC-320-1050(A)	152.4~304.8V,1050mA	±5%	5% max.	93.5%
HVGC-320-1400(A)	114.3~228.6V,1400mA	±5%	5% max.	93.5%
HVGC-320-1750(A)	91.4~182.8V,1750mA	±5%	5% max.	93.5%
HVGC-320-2100(A)	76.2~152.4V,2100mA	±5%	5% max.	93.5%
HVGC-320-2800(A)	57~114.3V,2800mA	±5%	5% max.	93.5%
HVGC-320-3500(A)	45.7~91.4V,3500mA	±5%	5% max.	93%

○ = A, B, AB or D2

○ = A, B, AB or D2

\*MEAN WELL Smart timer dimming primarily provides the adaptive proportion dimming profile for the output constant current level.

# HVGC series 480~650W

## Features

- Constant power mode
- 180~528VAC wide input range
- High efficiency up to 95.5%
- Type HL LED Driver for use in Class I, Division 2 hazardous location luminaires
- Suitable for dry, damp, and wet location
- Suitable for outdoor LED lighting applications
- Protections: Short circuit / Over voltage / Over temperature
- With auxiliary DC output power (optional for HVGC-650)
- 5 years warranty

• Multiple models for choice:

**Blank-Type(option):** IP67 rated. Io and Vo fixed. (For harsh environment) (HVGC-480 only)

**AB-Type:** IP67 rated. Standard constant power output with 3 in 1 dimming function (0~10Vdc, 10V PWM signal and resistance) and built-in potentiometer

**D2-Type (option):** IP67 rated. Built-in Smart timer dimming and programmable function

**DA-Type (option):** IP67 rated. DALI control technology (HVGC-650 only)

**ADA-Type(option):** IP65 rated. DALI control technology with Io adjustable via build-in Potentiometer (HVGC-480 only)



AC input voltage range	180~528VAC ; 254~747VDC	
AC inrush current (max.)	Cold start, 40A at 480VAC	
Current adjustment range	50%~100% via potentiometer (A-Type only)	
Over voltage protection	105%~110% shut down o/p voltage, re-power on to recover	
Setup time	500ms at 347VAC/480VAC	
Withstand voltage	I/P-O/P:3.75KVAC I/P-FG:2KVAC O/P-FG:1.5KVAC	I/P-O/P:4.2KVAC I/P-FG:2.1KVAC O/P-FG:1.5KVAC
Working temperature (Tcase)	-40~+90°C (refer to "OUTPUT LOAD vs TEMPERATURE")	
Safety standards	UL8750, CSA C22.2 No. 250.13-12, IP65 or IP67, EAC TP TC 004 approved	
EMC standards	FCC Part 15 subpart B, EN61000-4-2,3,4,5,6,8,11, EN61547, EAC TP TC 020	
Connection	Please refer to page 65	
Dimension (LxWxH)(mm)	262x 125x 43.8	280x 144x 48.5

### HVGC-480 Series

Model No.	Output	Io Tol.	Io Ripple	Effi.
HVGC-480-L- <input type="checkbox"/> AB	137~343V, 1400~1750mA	±5%	5% max.	94.5%
HVGC-480-M- <input type="checkbox"/> AB	92~228.5V, 2100~2625mA	±5%	5% max.	94.5%
HVGC-480-H- <input type="checkbox"/> AB	68~171.5V, 2800~3500mA	±5%	5% max.	94.5%

### HVGC-650 Series

Model No.	Output	Io Tol.	Io Ripple	Effi.
HVGC-650- <input type="checkbox"/> L- <input type="checkbox"/> AB	93~232V, 2800~3500mA	±5%	5% max.	95%
HVGC-650- <input type="checkbox"/> M- <input type="checkbox"/> AB	62~155V, 4200~5250mA	±5%	5% max.	95%
HVGC-650- <input type="checkbox"/> H- <input type="checkbox"/> AB	47~116V, 5600~7000mA	±5%	5% max.	95%
HVGC-650- <input type="checkbox"/> U- <input type="checkbox"/> AB	24~58V, 11200~14000mA	±5%	5% max.	95.5%

= AB, blank, D2 or ADA

= Blank, A ;  
 Blank: without auxiliary function, A: with auxiliary DC output power  
= AB, D2 or DA

\*MEAN WELL Smart timer dimming primarily provides the adaptive proportion dimming profile for the output constant current level.



# HVGC series 1000W

## Features

- Constant power mode output
- Wide input range 180~528VAC with active PFC
- Metal housing with Class I design
- Surge protection with 8KV/4KV
- Suitable for outdoor LED lighting applications
- Auxiliary DC output available
- 5 years warranty
- Protections: Short circuit / Over voltage / Over temperature
- Multiple models for choice:
  - AB-Type:** IP67 rated. Standard constant power output with 3 in 1 dimming function (0~10Vdc, 10V PWM signal and resistance) and built-in potentiometer
  - D2-Type (option):** IP67 rated. Built-in Smart timer dimming and programmable function
  - DA-Type (option):** IP67 rated. DALI 2.0 control technology with I<sub>o</sub> adjustable via build-in Potentiometer



AC input voltage range	180~528VAC ; 254~747VDC
AC inrush current (max.)	Cold start 40A at 480VAC
Current adjustment range	50%~100% via potentiometer (AB-Type only)
Over voltage protection	105%~110% shut down o/p voltage, re-power on to recover
Setup time	500ms/230VAC, 347VAC, 480VAC
Withstand voltage	I/P-O/P:4.2KVAC I/P-FG:2.1KVAC O/P-FG:1.5KVAC
Working temperature (Tcase)	-40~+90°C (refer to "OUTPUT LOAD vs TEMPERATURE")
Safety standards	UL8750 (type"HL"), CSA C22.2 No. 250.13-14, ENEC EN61347-1, EN61347-2-13 independent, EN62384, CCC GB19510.1,GB19510.14; EAC TP TC 004, IP67 approved EAC TP TC 004 ,IP67, approved
EMC standards	FCC Part 15 class B,EN55015, EN61000-3-2 Class C (@ load ≥ 50%); EN61000-3-3, EN61000-4-2,3,4,5,6,8,11, EAC TP TC 020, EN61547, CCC GB/T17743 and GB17625
Connection	Please refer to page 65
Dimension (LxWxH)(mm)	310x 144x 48.5

## HVGC-1000 Series



Model No.	Output	I <sub>o</sub> Tol.	I <sub>o</sub> Ripple	Effi.
HVGC-1000A-L- <input type="checkbox"/> AB	150~380V, 1320~3280mA	±5%	3% max.	95.5%
HVGC-1000A-M- <input type="checkbox"/> AB	95~240V, 2100~5250mA	±5%	3% max.	96%
HVGC-1000A-H- <input type="checkbox"/> AB	70~180V, 2800~7000mA	±5%	3% max.	96%


= AB, D2 or DA

\*MEAN WELL Smart timer dimming primarily provides the adaptive proportion dimming profile for the output constant current level.

# FDL&FDHC series 65~100W

## Features

- Constant current mode output (FDL-65)
- Constant power mode output (FDLC-80/100, FDHC-100)
- IP65 design (FDL-65)
- IP67 design (FDLC-80/100, FDHC-100)
- Output current adjustable via potentiometer
- Full power at 70~100% max. current (FDLC-80/100, FDHC-100)
- No load power consumption < 0.5W
- Suitable for LED flood light
- Protections: Short circuit / Over voltage / Over temperature (FDL-65)
- Short circuit / Over temperature (FDLC-80/100, FDHC-100)
- 3 years warranty



AC input voltage range	180~295VAC; 254~417VDC			
Input over voltage protection	---	---	---	305 ~ 315VAC (Shut down output voltage when the input voltage exceeds protection voltage)
Over temp. protection	Hiccup mode, auto-recovery after fault condition is removed		Shut down output voltage, recovers automatically after fault condition is removed	
Withstand voltage	I/P-O/P:3.75KVAC, I/P-FG:2KVAC, O/P-FG:1.5KVAC			
Working Temperature	-40~+90°C		-30~+90°C (refer to "OUTPUT LOAD vs TEMPERATURE" section)	
Safety Standards	EN61347-1, EN61347-2-13, EN62384 (except for FDL-65), GB19510.1 (except for FDHC-100), GB19510.14 (except for FDHC-100), EAC TP TC 004 (except for FDHC-100), IP67 (FDL-65 approved IP65) approved			
EMC Standards	EN55015, EN61000-3-2 Class C, EN61000-3-3, EN61547, GB17743 (except for FDHC-100), GB17625.1 (except for FDHC-100), EAC TP TC 020 (except for FDHC-100), EN61000-4-2, 3, 4, 5, 6, 8, 11			
Connection	Input	H05RN 1.0mm <sup>2</sup> *2C	H05RN 1.0mm <sup>2</sup> *3C	
	Output	H05RN 1.0mm <sup>2</sup> *2C		
Dimension (LxWxH)(mm)	151x 53x 31.5		180x 53x 33	

### FDL-65 Series



Model No.	Output	I <sub>o</sub>	Tol.	Effi.
FDL-65-1550	25.2~42V	770~1550mA	±5%	90%
FDL-65-1800	21.6~36V	900~1800mA	±5%	90%

### FDLC-100 Series



Model No.	Output	Tol.	Effi.
FDLC-100	30~54V, 1300~3000mA	±5%	90%

### FDLC-80 Series



Model No.	Output	Tol.	Effi.
FDLC-80	30~54V, 1000~2100mA	±5%	90%

### FDHC-100 Series



Model No.	Output	Tol.	Effi.
FDHC-100L	96~142V, 490~1050mA	±5%	90%
FDHC-100H	30~54V, 1300~3000mA	±5%	90%

# Globally Certified Cable Adoption for HLG/HVGC

## HLG-40H/60H/80H/100H/120H Series

Connection	Input	SJOW 17AWG & H05RN-F 1.0mm <sup>2</sup> x3C (30cm)
	Output	A/D/Blank-Type: SJOW 17AWG & H05RN-F 1.0 mm <sup>2</sup> x2C (30cm); B/AB-Type: SJOW 17AWG & H05RN-F 1.0 mm <sup>2</sup> x2C (30cm) + SJOW 17AWG & H05RN-F 1.0mm <sup>2</sup> x2C (30cm)

## HLG-150H/185H/240H Series

Connection	Input	SJOW 17AWG & H05RN-F 1.0mm <sup>2</sup> x3C (30cm); Terminal block for HLG-240H C-Type
	Output	<ul style="list-style-type: none"> <li>▪ A/D/Blank-Type: SJOW 14AWGx2C (30cm) for 150H-12V, 185H-12~15V, 240H-12V~20V; SJOW 17AWG &amp; H05RN-F1.0mm<sup>2</sup>x2C (30cm) for others</li> <li>▪ B/AB-Type: SJOW 14AWGx2C (30cm) + SJOW 17AWG &amp; H05RN-F1.0mm<sup>2</sup>x2C (30cm) for 150H 12V, 185H-12~15V, 240H-12V~20V; SJOW 17AWG &amp; H05RN-F1.0mm<sup>2</sup>x2C (30cm) + SJOW 17AWG&amp; H05RN-F1.0mm<sup>2</sup>x2C (30cm) for others</li> <li>▪ C-Type: Terminal block for HLG-240H C-Type</li> </ul>

## HLG-320H Series

Connection	Input	<ul style="list-style-type: none"> <li>▪ A/B/D/Blank-Type: SJOW 17AWG &amp; H05RN-F 1.0mm<sup>2</sup> x3C (30cm)</li> <li>▪ C-Type: Terminal block</li> </ul>
	Output	<ul style="list-style-type: none"> <li>▪ A/D/Blank-Type: SJOW 14AWGx2C (30cm) for 12V~30V ; SJOW 17AWG &amp; H05RN-F1.0mm<sup>2</sup>x2C (30cm) for others</li> <li>▪ B/AB-Type: SJOW 14AWGx2C (30cm) + SJOW 17AWG &amp; H05RN-F1.0mm<sup>2</sup>x2C (30cm) for 12V~30V; SJOW 17AWG &amp; H05RN-F1.0mm<sup>2</sup>x2C (30cm) + SJOW 17AWG &amp; H05RN-F1.0mm<sup>2</sup>x2C (30cm) for others</li> <li>▪ C-Type: Terminal block</li> </ul>

## HLG-480H Series

Connection	Input	A/B/D2/Blank-Type: SJOW 17AWGx3C & H05RN-F 3G 1.0mm <sup>2</sup>
	Output	<ul style="list-style-type: none"> <li>▪ A/Blank-Type: SJOW 17AWGx2C &amp; H05RN-F1.0mm<sup>2</sup> (30cm) + SJOW 17AWGx2C &amp; H05RN-F2x1.0mm<sup>2</sup> (30cm) for 24~42V; SJOW 17AWGx2C &amp; H05RN-F1.0mm<sup>2</sup> (30cm) for others</li> <li>▪ B/AB/D2-Type: SJOW 17AWGx2C &amp; H05RN-F1.0mm<sup>2</sup> (30cm) + SJOW 17AWGx2C &amp; H05RN-F2x1.0mm<sup>2</sup> (30cm) + SJOW 17AWGx2C &amp; H05RN-F1.0mm<sup>2</sup> (33cm) for 24V~42V SJOW 17AWGx2C &amp; H05RN-F1.0mm<sup>2</sup> (30cm) + SJOW 17AWGx2C &amp; H05RN-F2x1.0mm<sup>2</sup> (33cm) for others</li> </ul>

## HLG-600H Series

Connection	Input	SJTW 17AWGx3C (30cm)
	Output	A-Type: SJTW 14AWGx2C (30cm) + SJTW 14AWGx2C (30cm) + UL2517 22AWGx3C(30cm) B/AB-Type: SJTW 14AWGx2C (30cm) + SJTW 14AWGx2C (30cm) + UL2517 22AWGx3C(30cm) + UL2517 18AWGx2C (30cm)

## HLG-60H/80H/120H-C Series

		HLG-60H/80H-C	HLG-120H-C
Connection	Input	SJOW 17AWG & H05RN-F 1.0mm <sup>2</sup> x3C(30cm)	
	Output	A&D-Type: SJOW 17AWG & H05RN-F 1.0mm <sup>2</sup> x2C(30cm) B/AB-Type: SJOW 17AWG & H05RN-F 1.0mm <sup>2</sup> x2C(30cm)	A&D-Type: SOOW 17AWG & H07RN-F 1.0mm <sup>2</sup> (30cm) for HLG-120H-C350; SJOW 17AWG & H07RN-F 1.0mm <sup>2</sup> (30cm) for others B-Type: SJOW 17AWG & H07RN-F 1.0mm <sup>2</sup> x2C(30cm) + SOOW 17AWG & H07RN-F 1.0mm <sup>2</sup> (30cm) for HLG-120H-C350; SJOW 17AWG & H07RN-F 1.0mm <sup>2</sup> x2C (30cm) + SJOW 17AWG & H07RN-F 1.0mm <sup>2</sup> x2C (30cm) for others

## HLG-185H/240H-C Series

		HLG-185H-C	HLG-240H-C
Connection	Input	SJOW 17AWG & H05RN-F1.0mm <sup>2</sup> x3C (30cm)	
	Output	★A/D-Type: SJOW 17AWG & H05RN-F1.0mm <sup>2</sup> x2C (30cm) ★B/AB-Type: SJOW 17AWG & H05RN-F1.0mm <sup>2</sup> x2C (30cm)+ SJOW 17AWG & H05RN-F1.0mm <sup>2</sup> x2C (30cm)	A-Type: SJOW 17AWG & H05RN-F1.0mm <sup>2</sup> x2C (30cm) B/AB/D2-Type: SJOW 17AWG & H05RN-F1.0mm <sup>2</sup> x2C (30cm)+ SJOW 17AWG & H05RN-F1.0mm <sup>2</sup> x2C (30cm)

★ For the output cable of HLG-185H-C500 & C700 and HLG-240H-C700, please refer to the specification.

## HLG-320H/480H-C Series

		HLG-320H-C	HLG-480H-C
Connection	Input	SJOW 17AWG & H05RN-F1.0mm <sup>2</sup> x3C (30cm)	
	Output	★ A-Type: SJOW17AWG & H05RN-F1.0mm <sup>2</sup> x2C (30cm) ★ B/AB/DA/D2-Type: SJOW17AWG & H05RN-F1.0mm <sup>2</sup> x2C (30cm)+ SJOW17AWG & H05RN-F1.0mm <sup>2</sup> x2C (30cm)	A-Type: SOOW17AWG & H07RN-F 2x1.0mm <sup>2</sup> (30cm) B/AB/D2-Type: SOOW17AWG & H07RN-F 2x1.0mm <sup>2</sup> (30cm)+ SOOW17AWG & H07RN-F2x1.0mm <sup>2</sup> (30cm)

★ For the output cable of HLG-320H-C700 & C1050 and HLG-480H-C1400 & C1750, please refer to the specification.

## HVGC-480 Series

Connection	Input	AB-Type: SOOW 17AWGx3C & H07RN-F 3x1.0mm <sup>2</sup> (30cm)
	Output	AB/D2/DA-Type: SOOW 17AWGx2C & H07RN-F 2x 1.0mm <sup>2</sup> (30cm)+SJOW 17AWGx2C & H07RN-F 2x1.0mm <sup>2</sup> (30cm) Blank-Type: SOOW 17AWGx2C & H07RN-F 2x 1.0mm <sup>2</sup> (30cm)

## HVGC-650/1000 Series

		HVGC-650	HVGC-1000
Connection	Input	SOOW 17AWGx3C & H07RN-F 2x1.0mm <sup>2</sup> (30cm)	
	Output	SJOW 17AWGx4C & H05RN-F 2x1.0mm <sup>2</sup> (30cm)	
	DIM	SJOW 17AWGx2C & H05RN-F 2x1.0mm <sup>2</sup> (30cm)	
	AUX	SJOW 17AWGx2C & H05RN-F 2x1.0mm <sup>2</sup> (30cm)	

# Circular Metal Case

with PFC

67 XBG Series (100~240W)

68 HBG Series (60~240W)

70 HBGC Series (300W)

Non PFC

71 ERP Series (200~350W)

71 ERPF Series (400W)



The common application of bay lighting and flood light are in warehouses or stadiums. Conventional bay lights are operated with mercury bulbs or MHL multi-metal bulbs, so there are concerns on power consumption and pre-heating before turn-on. To tackle such application in the market, MEAN WELL specifically develops circular shape patent design LED driver, HBG-60/100/160/200/240 and 300W series. In addition, 0-10V or DALI dimming functions are provided for smart lighting control. Other outdoor power supplies such as XLG/ELG(C)/HLG(C)/HVG(C) series can also be used in the bay light and flood light fixtures. MEAN WELL is not only the leader in (UFO) bay lighting design, but makes LED bay lighting utilization much more convenient.

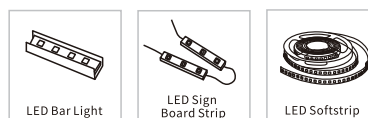
The new highlight of this year is the new XBG-100/160/240 series (100/160/240W), which adopts the constant power mode design, offering more flexibility for pairing with various luminaires.

## Application

### XBG/HBG Series



### ERP Series








# XBG series 100~240W

## Features

- Full power output at 70~100% constant power mode operation
  - Wide input range 90 ~ 305VAC with active PFC function
  - Patented metal housing design with IP67
  - AC input cable with connector type for flexible installation
  - Protections: Short circuit / Over voltage / Over temp.
  - Isolation design between output and dimming circuit
  - 5 years warranty
- Multiple models for choice
  - A-Type:** IP67 rated. constant power adjustable via built-in potentiometer
  - AB-Type:** IP67 rated. constant power adjustable via built-in potentiometer & 3 in 1 dimming function (0~10Vdc, 10V PWM signal and resistor)

		XBG-100	XBG-160	XBG-240
<b>INPUT</b> (AC with connector)				
<b>INPUT</b> (Fixed cable)				
<b>OUTPUT</b> (Non-Dimming Models)				
<b>OUTPUT</b> (Dimming Models)				
ACL ACN FG Vo- Vo+ DIM+ DIM- Vo- Vo+				
AC input voltage range		90~305VAC		
AC inrush current (max.)		Cold start, 50A at 230VAC		Cold start, 75A at 230VAC
Setup time		500ms/230VAC, 1200ms/115VAC	500ms/230VAC, 2000ms/115VAC	500ms/230VAC, 1200ms/115VAC
Withstand voltage		I/P-O/P: 3.75kVAC, I/P-FG: 2kVAC, O/P-FG: 1.5kVAC		
Working temperature		-40~+90°C (refer to "OUTPUT LOAD vs TEMPERATURE")		
Safety standards		UL8750(type"HL"), CSA C22.2 No. 250.13-12; ENEC EN61347-1, EN61347-2-13 independent, EN62384; GB19510.1, GB19510.14; IP67 approved		
EMC standards		EN55015, EN61000-3-2 Class C, EN61000-3-3, EN61000-4-2,3,4,5,6,8,11; EN61547, GB17743, GB17625.1, EAC TP TC 020		
Connection	Input	SJOW 17AWGx3C & H05RN-F 3x 1.0mm <sup>2</sup> (30cm)		
	Output	A & A-C Type: SJTW 18AWGx2C (20cm) AB & AB-C Type: SJTW 18AWGx2C (20cm) +UL2517 22AWGx2C (30cm)		
Dimension (DxH)(mm)		φ130x 56	φ151.5x 60	φ191x 63

### XBG-100 Series



Model No.	Output	Io Tol.	Io Ripple	Effi.
XBG-100-□-○	27~56V, 875~2780mA	±5%	3.0% (max)	92%

### XBG-160 Series



Model No.	Output	Io Tol.	Io Ripple	Effi.
XBG-160-□-○	34~56V, 1425~4100mA	±5%	5.0% (max)	93%

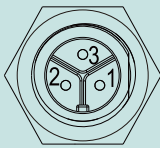
### XBG-240 Series



Model No.	Output	Io Tol.	Io Ripple	Effi.
XBG-240-□-○	30~60V, 2850~5700mA	±5%	4.0% (max)	93%

□ = A, AB  
○ = Blank, C; Blank: AC input with fixed cable, C: AC input with connector

### AC input with connector Pin No: Assignment

Pin No.	Assignment	Drawing
1	AC/L	
2	AC/N	
3	FG ≐	

### AC input cable (Additional cost)

Item	Order part NO.	Remark
100cm	F61-XBG-AC-CABLE-100	In stock
200cm	F61-XBG-AC-CABLE-200	By request
300cm	F61-XBG-AC-CABLE-300	By request

\* 100cm without MOQ, others with MOQ.

# HBC series 60~160W

## Features

- Constant current mode (HBC-60/100)  
Constant voltage+constant current modes (HBC-160)
- Universal AC input 90 to 305VAC
- Patented metal housing design for HBC-100/160  
Fully isolated plastic case (HBC-60)
- Type HL LED Driver for use in Class I, Division 2 hazardous location luminaires (HBC-100/160)
- Isolation class II/2, no F.G. (HBC-60)
- Suitable for dry, damp, and wet location
- Protections: Short circuit / Over current / Over voltage / Over temp. (Short circuit / Over temp. for HBC-60)

- Multiple models for HBC-100/160
- Blank-Type:** IP67 rated. Cable for I/O connection (For harsh environment)
- A-Type:** IP65 rated. Constant current level can be adjusted through internal potentiometer
- B-Type:** IP67 rated and built-in 3 in 1 dimming function (1~10VDC, PWM signal, or resistance)
- AB-Type:** IP65 rated. Constant current level can be adjusted through internal potentiometer, 3 in 1 dimming function
- DA-Type:** IP67 rated. DALI control technology
- 5 years warranty

	HBC-60	HBC-100(DA)	HBC-160(DA)
<b>INPUT</b> (HBC-60)	ACL ACN	ACL ACN FG	ACL ACN FG
<b>INPUT</b> (HBC-100/160/240)	ACL ACN FG	ACL ACN FG	ACL ACN FG
<b>OUTPUT</b> (Non-Dimming Models)	Vo- Vo+	Vo- Vo+	Vo- Vo+
<b>OUTPUT</b> (Dimming Models)	DIM+ DIM- Vo- Vo+	DIM+ DIM- Vo- Vo+	DIM+ DIM- Vo- Vo+
AC input voltage range	90~295VAC ; 127~417VDC	90~305VAC ; 127~431VDC	
AC inrush current (max.)	Cold start, 45A at 230VAC	Cold start, 60A at 230VAC	Cold start, 65A at 230VAC
Setup, rise, hold up time	500ms at 230VAC for setup time	500ms, 80ms, 12ms at full load and 230VAC	500ms, 200ms, 12ms at full load and 230VAC
Withstand voltage	I/P-O/P: 3.75kVAC	I/P-O/P: 3.75kVAC, I/P-FG: 2kVAC, O/P-FG: 1.5kVAC	
Working temperature	-40~+85°C (refer to "OUTPUT LOAD vs TEMPERATURE")		
Safety standards	UL8750, ENEC EN61347-1, EN61347-2-13, EN62384, GB19510.14, GB19510.1, EAC TP TC 004 approved		UL8750, TUV EN61347-1, EN61347-2-13, GB19510.14, GB19510.1, EAC TP TC 004 approved; Design refer to TUV EN62368
EMC standards	EN55015, EN61000-3-2 Class C, EN61000-3-3, EN61000-4-2,3,4,5,6,8,11; EN61547, GB17743, GB17625.1, EAC TP TC 020		
Connection	Input	SJTW 18AWGx2C (30cm)	SJTW 18AWGx3C (30cm)
	Output	SVT 18AWGx2C (20cm)	A & Blank Type: SJTW 18AWGx2C (20cm) B Type: SJTW 18AWGx2C (20cm) + UL2517 22AWGx2C (30cm)
Dimension (DxH)(mm)	φ110x 60.5	φ130x 66.5	φ151.68x 66.5

## HBC-60 Series (C.C. mode)

Model No.	Output	Io Tol.	Effi.
HBC-60-1050	37~55V, 1050mA	±5%	90%
HBC-60-1400	28~43V, 1400mA	±5%	89%
HBC-60-2100	19~29V, 2100mA	±5%	89%

## HBC-100 Series (C.C. mode)

Model No.	Output	Io Tol.	Effi.
HBC-100-24(A)	24V, 0~4A	±5%	90.5%
HBC-100-36(A)	36V, 0~2.7A	±5%	91.0%

Model No.	Output	Io Tol.	Effi.
HBC-100-48(A)	48V, 0~2A	±5%	91.0%
HBC-100-60(A)	60V, 0~1.6A	±5%	91.5%

○ = A, B, AB, DA or Blank

## HBC-160 Series

Model No.	Output	Tol.	Effi.
HBC-160-24(A)	24V, 0~6.5A	±2%	92.0%
HBC-160-36(A)	36V, 0~4.4A	±2%	92.0%
HBC-160-48(A)	48V, 0~3.3A	±2%	93.0%
HBC-160-60(A)	60V, 0~2.6A	±2%	93.5%

○ = A, B, AB, DA or Blank

# HBC series 200~240W

## Features

- Constant voltage+constant current modes
- Universal AC input (90 to 305VAC)
- High efficiency up to 93.5%
- Patented metal housing design
- Suitable for dry, damp, and wet location
- Protections: Short circuit / Over current / Over voltage / Over temperature
- Optional RCM models available
- 5 years warranty

- Multiple models for choice:






**Blank-Type:** IP67 rated. Cable for I/O connection (For harsh environment)

**A-Type:** IP65 rated. Constant current level can be adjusted through internal potentiometer

**B-Type:** IP67 rated and built-in 3 in 1 dimming function, PWM signal, or resistance, 0~10VDC (HBC-200), 1~10VDC (HBC-240)

**AB-Type:** IP65 rated. Constant current level can be adjusted through internal potentiometer, 3 in 1 dimming function

**DA-Type:** IP67 rated. DALI control technology

		HBC-200(DA)	HBC-240(DA)
<b>INPUT</b>			
<b>INPUT</b>			
<b>OUTPUT</b>			
AC input voltage range	90~305VAC ; 127~431VDC		
AC inrush current (max.)	Cold start, 85A at 230VAC	Cold start, 75A at 230VAC	
Setup, rise, hold up time	500ms, 200ms/230VAC; 2500ms, 200ms/115VAC		
Withstand voltage	I/P-O/P: 3.75kVAC, I/P-FG: 2kVAC, O/P-FG: 0.5kVAC		
Working temperature	-40~+85°C (refer to "OUTPUT LOAD vs TEMPERATURE")	-40~+75°C (refer to "OUTPUT LOAD vs TEMPERATURE")	
Safety standards	UL8750, IEC EN61347-1, EN61347-2-13, EN62384, GB19510.14, GB19510.1, BIS IS15885 (refer to spec for HBC-240 models), EAC TP TC 004		
EMC standards	EN55015, EN61000-3-2 Class C, EN61000-3-3, EN61000-4-2,3,4,5,6,8,11, EN61547, GB17743, GB17625.1, EAC TP TC 020		
Connection	Input	SJTW 18AWGx3C (30cm)	SJTW 18AWGx3C (30cm)
	Output	A & Blank-Type: SJTW 18AWGx2C (20cm) B & AB & DA-Type: SJTW 18AWGx2C (20cm)+ SVT 18AWGx2C (30cm)	A & Blank-Type: SJTW 18AWGx3C (30cm) B&DA-Type : SJTW 14AWGx2C (30cm) + SVT 18AWGx2C (30cm)
Dimension (DxH)(mm)	φ151.68x 66.5	φ191.5x 69	

**HBC-200 Series**

(for DA-Type only)

UL US Type HL, 0-10VDC, DALI, IFC, ENEC, CB, CE

Model No.	Output	Tol.	Effi.
HBC-200-36(A)	36V, 0~5.5A	±2%	92%
HBC-200-48(A)	48V, 0~4.1A	±2%	93%
HBC-200-60(A)	60V, 0~3.3A	±2%	93.5%

○ = A, B, AB, DA or Blank

**HBC-240 Series**

(for DA-Type only)

UL US, 1-10VDC, DALI, IFC, ENEC, CB, CE


Model No.	Output	Tol.	Effi.
HBC-240-24(A)	24V, 0~10A	±2%	92.5%
HBC-240-36(A)	36V, 0~6.7A	±2%	92.5%
HBC-240-48(A)	48V, 0~5A	±2%	93.0%
HBC-240-60(A)	60V, 0~4A	±2%	93.5%

○ = A, B, AB, DA or Blank

# HBGC series 300W

## Features

- Constant power mode (full power at 60~100% max current)
  - Universal AC input (90 to 305VAC)
  - High efficiency up to 94.5%
  - Patented metal housing design
  - Isolation design between output and dimming circuit
  - Protections:
    - Short circuit / Over current / Over voltage / Over temperature
  - 5 years warranty
- Multiple models for choice:
    - A-Type:** IP67 rated. Constant power level can be adjusted through internal potentiometer
    - AB-Type:** IP67 rated and built-in 3 in 1 dimming function (0~10VDC, PWM signal, or resistance)
    - ADA-Type:** IP67 rated. DALI 2.0 control technology with I<sub>o</sub> adjustable via build-in Potentiometer

		HBGC-300(ADA)									
<table border="1"> <tr> <td style="background-color: black; color: white;">INPUT</td> <td></td> <td>ACL ACN FG</td> </tr> <tr> <td style="background-color: black; color: white;">INPUT</td> <td></td> <td>DIM-/DA- DIM+/DA+</td> </tr> <tr> <td style="background-color: black; color: white;">OUTPUT</td> <td></td> <td>Vo- Vo+</td> </tr> </table>		INPUT		ACL ACN FG	INPUT		DIM-/DA- DIM+/DA+	OUTPUT		Vo- Vo+	
INPUT		ACL ACN FG									
INPUT		DIM-/DA- DIM+/DA+									
OUTPUT		Vo- Vo+									
AC input voltage range		90~305VAC ; 127~431VDC									
AC inrush current (max.)		Cold start, 45A at 230VAC									
Withstand voltage		I/P-O/P: 3.75kVAC, I/P-FG: 2kVAC, O/P-FG: 1.5kVAC									
Working temperature		Tcase=-40~+80°C (refer to "OUTPUT LOAD vs TEMPERATURE")									
Safety standards		UL8750(type "HL"), CSA C22.2 No. 250.13-12 , ENEC EN61347-1, EN61347-2-13 independent, EN62384, EAC TP TC 004, GB19510.1, GB19510.14									
EMC standards		EN55015, EN61000-3-2 Class C, EN61000-3-3, EN61000-4-2,3,4,5,6,8,11, EN61547, GB17743, GB17625.1,EAC TP TC 020									
Connection	Input	SJTW 18AWGx3C (30cm)									
	Output	A-Type: SJTW 14AWGx2C (30cm) AB/DA-Type: SJTW 14AWGx2C (30cm)+UL2517 20AWGx2C (30cm)									
Dimension (DxH)(mm)		φ191.5x 69									



Model No.	Output	Tol.	Effi.
HBGC-300-L-□	116~232V, 650~2170mA	±5%	94.5%
HBGC-300-M-□	58~116V, 1300~4330mA	±5%	93.5%
HBGC-300-H-□	29~58V, 2600~8670mA	±5%	92.5%

□= A, AB or ADA





# ERP series 200~400W

## Features

- Constant voltage mode output
- Built-in active PFC function (for ERPF-400 only)
- Withstand 300VAC surge input for 5 seconds
- Design against rain splash
- LED indicator for power on
- Protections: Short circuit / Over voltage / Over temp.
- 3 years warranty

## Applications

- LED strip lighting
- LED channel letters
- LED decoration lighting
- LED signage & display



AC input voltage range	180~264VAC ; 254~370VDC	90~264VAC ; 127~370VDC
AC inrush current	90A/230VAC	cold start45A/115VAC,90A/230VAC
Setup, rise time	1500ms, 200ms/230VAC	2000ms,100ms/230VAC;3000ms,100ms/115VAC at full load
Withstand voltage	I/P-O/P:3KVAC I/P-FG:2KVAC O/P-FG:0.5KVAC	
Working temperature	-30~+60°C(Refer to output load derating curve)	
Safety standards	IEC/EN 62368-1, GB4943.1-2011(except for ERP-200-12), EAC TP TC 004, IS13252(Part1) approved	IEC/EN/UL 60950-1, CCC GB4943.1-2011, EAC TP TC 004, IS13252(Part1)(for ERPF-400-12/24 only) approved
EMC standards	EN55022 (CISPR22) class A, EN61000-4-5; light industry level, criteria A, EAC TP TC 020	EN55032 (CISPR32) class A, GB9254 classA, GB17625.1; EN61000-3-2;EN61000-3-3, EAC TP TC 020;EN61000-4-2,3,4,5,6,8,11;light industry level,criteria A
Dimension (DxH)(mm)	200x 120x 40	220.4x 130x 48

### ERP-200 Series



Model No.	Output	Tol.	R&N	Effi.
ERP-200-12	12V, 0~16.8A	±1.0%	150mV	87%
ERP-200-24	24V, 0~8.33A	±1.0%	150mV	89%

### ERP-350 Series



Model No.	Output	Tol.	R&N	Effi.
ERP-350-12	12V, 0~26.7A	±1.0%	150mV	87%
ERP-350-24	24V, 0~14.6A	±1.0%	150mV	89%
ERP-350-36	36V, 0~9.7A	±1.0%	240mV	90%
ERP-350-48	48V, 0~7.3A	±1.0%	240mV	90%

### ERPF-400 Series




Model No.	Output	Tol.	R&N	Effi.
ERPF-400-12	12V, 0~30A	±1.0%	150mV	89%
ERPF-400-24	24V, 0~16.7A	±1.0%	150mV	90%
ERPF-400-48	48V, 0~8.3A	±1.0%	240mV	91%

# PCB Type

with PFC

- 73 HBG-P Series (60~240W)
- 74 IDPV Series (25~65W)
- 75 IDPC Series (25~65W)
- 76 PLP Series (30~60W)
- 77 HLP Series (40~80W)



The PCB LED drivers provide customers for built-in design choice. All series with constant voltage output IDPV series and constant current output IDPC/PLP/HLP series, also circular shape HBG-P series, are designed with 0-10V and DALI dimming functions. (except for PLP series). The voltage input design is either 90-295V or 90-305V with the Class II/2 design for any luminaire design, to avoid luminaire lifetime issue. Please make sure the inside ambient temperature of the luminaire does not exceed the operating ambient temperature of LED driver specification.

## Application



# HBG-P series 60~240W

## Features

- Constant current mode (HBG-60P/100P)
- Constant voltage+constant current modes (HBG-160P/240P)
- Universal AC input (90 to 305VAC) / Full range (up to 295VAC for HBG-60P)
- High efficiency up to 93.5%
- Class II/2 power unit, no F.G. (HBG-60P)
- Suitable for dry, damp, and wet location
- Protections: Short circuit / Over temperature
- 5 years warranty
- Multiple models for HBG-100P/160P/240P
- **A-Type:** Constant current level can be adjusted through internal potentiometer
- **B-Type:** Built-in 3 in 1 dimming function (1~10VDC, PWM signal, or resistance)
- **DA-Type:** DALI control technology

		HBG-60-P	HBG-100P HBG-100PDA	HBG-160P HBG-160PDA	HBG-240P
<b>INPUT</b> (HBG-60P)					
<b>INPUT</b> (HBG-100P/160P/240P)					
<b>OUTPUT</b> (Non-Dimming Models)					
<b>OUTPUT</b> (Dimming Models)					
AC input voltage range		90~295VAC ; 127~417VDC	90~305VAC ; 127~431VDC		
AC inrush current (max.)		Cold start, 45A at 230VAC	Cold start, 60A at 230VAC	Cold start, 65A at 230VAC	Cold start, 75A at 230VAC
Over temp. protection		Shut down o/p voltage, re-power on to recover	Shut down o/p voltage, auto-recovery		
Setup, rise, hold up time		500ms at 230VAC for setup time	500ms, 200ms, 12ms at full load and 230VAC		500ms, 120ms, 15ms at full load and 230VAC
Withstand voltage		I/P-O/P: 3.75kVAC			
Working temperature		-40~+70°C	-40~+45°C (refer to "OUTPUT LOAD vs TEMPERATURE")		
Safety standards		UL8750, ENEC EN61347-1, EN61347-2-13, EN62384, GB19510.14, GB19510.1, EAC TP TC 004 approved			
EMC standards		EN55015, EN61000-3-2 Class C, EN61000-3-3, EN61000-4-2,3,4,5,6,8,11, EN61547, GB17743, GB17625.1, EAC TP TC 020			
Connection	Input	UL1015 18AWGx2C (30cm)	SJTW 18AWGx3C (30cm)		
	Output	UL1015 18AWGx2C (30cm)	A Type: SJTW 18AWGx2C (20cm) B Type: SJTW 18AWGx2C (20cm) + UL2517 22AWGx2C (30cm)	A Type: SJTW 18AWGx2C (20cm) B Type: SJTW 18AWGx2C (20cm) + SVT 18AWGx2C (30cm)	A Type: SJTW 14AWGx2C (30cm) B Type: SJTW 14AWGx2C (30cm) + SVT 18AWGx2C (30cm)
Dimension (DxH)(mm)		φ99 x 26	φ104 x 34	φ124.6 x 34	φ144 x 31

## HBG-60-P Series (C.C. mode)

Model No.	Output	Io Tol.	Effi.
HBG-60-1050P	37~55V, 1050mA	±5%	90%
HBG-60-1400P	28~43V, 1400mA	±5%	89%
HBG-60-2100P	19~29V, 2100mA	±5%	89%

## HBG-100P Series (C.C. mode)

Model No.	Output	Tol.	Effi.
HBG-100P-36(A)	36V, 0~2.7A	±5%	91.0%
HBG-100P-48(A)	48V, 0~2A	±5%	91.0%
HBG-100P-60(A)	60V, 0~1.6A	±2%	91.5%

○ = A, B, or DA

## HBG-160P Series

Model No.	Output	Tol.	Effi.
HBG-160P-36(A)	36V, 0~4.4A	±2%	92.0%
HBG-160P-48(A)	48V, 0~3.3A	±2%	93.0%
HBG-160P-60(A)	60V, 0~2.6A	±2%	93.5%

○ = A, B, or DA

## HBG-240P Series




Model No.	Output	Tol.	Effi.
HBG-240P-36(A)	36V, 0~6.7A	±2%	92.5%
HBG-240P-48(A)	48V, 0~5A	±2%	93.0%
HBG-240P-60(A)	60V, 0~4.0A	±2%	93.5%

○ = A or B

# IDPV series 25~65W

## Features

- Constant voltage PWM style output mode
- IDPV-25/45: 90~295VAC input
- IDPV-65: 180~295VAC input only
- High efficiency up to 90%
- No load power consumption <0.5W (Blank-Type)
- Miniature PCB size
- Isolation class II, no F.G.
- Built-in 2 in 1 dimming function (0~10VDC or PWM signal)
- Built-in 12V/50mA auxiliary output (A-Type)
- Suitable for indoor LED strip lighting
- Protection: Short circuit
- 3 years warranty

	IDPV-25(A)	IDPV-45(A)	IDPV-65(A)
<b>INPUT</b>			
<b>OUTPUT (Blank-Type)</b>			
<b>OUTPUT (A-Type)</b>			
AC input voltage range	90 ~ 295VAC ; 127 ~ 417VDC		180 ~ 295VAC ; 254~417VDC
AC inrush current (max.)	Cold start, 30A at 230VAC		
Setup time	500ms / 230VAC		
PWM dimming signal	10V PWM signal, frequency range 300Hz~3kHz		
Total harmonic distortion	THD<20%		
Short circuit protection	Shut down o/p voltage, re-power on to recover		
Withstand voltage	I/P-O/P: 3.75KVAC		
Working temperature	-20~+45°C	-20~+40°C	
Safety standards	UL8750, ENEC EN61347-1, EN61347-2-13, EN62384, GB19510.14, GB19510.1 approved		
EMC standards	EN55015, EN61000-3-2 Class C, EN61000-3-3, EN61000-4-2,3,4,5,6,8,11, EN61547, GB17743, GB17625.1		
Connection (Input/Output)	Blank-Type: 4+4P push-in terminal block, A-Type: 4+6P push-in terminal block		
Dimension (LxWxH) mm	114.5x 72.5x 20	120 x 66.5 x 22	130 x 67.5 x 22

## IDPV-25/25A Series



Model No.	Output	Tol.	Effi.
IDPV-25□-12	12V, 0~1.8A	±10%	80%
IDPV-25□-24	24V, 0~1.05A	±10%	81%
IDPV-25□-36	36V, 0~0.7A	±10%	82%
IDPV-25□-48	48V, 0~0.52A	±10%	83%
IDPV-25□-60	60V, 0~0.42A	±10%	84%

□ = Blank/A; Blank: without auxiliary output, A: with auxiliary function

## IDPV-45/45A Series



Model No.	Output	Tol.	Effi.
IDPV-45□-12	12V, 0~3A	±10%	84%
IDPV-45□-24	24V, 0~1.88A	±10%	86%

Model No.	Output	Tol.	Effi.
IDPV-45□-36	36V, 0~1.25A	±10%	88%
IDPV-45□-48	48V, 0~0.94A	±10%	88%
IDPV-45□-60	60V, 0~0.75A	±10%	90%

□ = Blank/A; Blank: without auxiliary output, A: with auxiliary function

## IDPV-65/65A Series



Model No.	Output	Tol.	Effi.
IDPV-65□-12	12V, 0~4.2A	±10%	85%
IDPV-65□-24	24V, 0~2.4A	±10%	87%
IDPV-65□-36	36V, 0~1.8A	±10%	88%
IDPV-65□-48	48V, 0~1.35A	±10%	89%
IDPV-65□-60	60V, 0~1.08A	±10%	90%


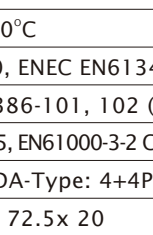







□ = Blank/A; Blank: without auxiliary output, A: with auxiliary function



# IDPC series 25~65W

## Features

- Constant current mode
- Flicker free design
- IDPC-25/45: 90~295VAC input  
IDPC-65: 180~295VAC input only
- No load power consumption <0.5W (Blank/DA-Type)  
No load power consumption <1.2W (A-Type)
- Miniature PCB size
- Isolation class II, no F.G.
- Built-in DALI interface (IDPC-45/65-DA)
- Built-in 2 in 1 dimming function (0~10VDC or PWM signal)
- Built-in 12V/50mA auxiliary output (A-Type)
- Suitable for indoor LED lighting applications
- Protection: Short circuit
- 3 years warranty

	IDPC-25(A)	IDPC-45(A) IDPC-45-DA	IDPC-65(A) IDPC-65-DA
<b>INPUT</b>			
<b>OUTPUT</b> (Blank/DA-Type)			
<b>OUTPUT</b> (A-Type)			
AC input voltage range	90 ~ 295VAC ; 127 ~ 417VDC		180 ~ 295VAC ; 254~417VDC
AC inrush current (max.)	Cold start, 30A at 230VAC		
Setup time	500ms / 230VAC		
Short circuit protection	Hiccup mode, auto-recovery		
Withstand voltage	I/P-O/P: 3.75KVAC		
Working temperature	-20~+50°C	-20~+40°C	
Safety standards	UL8750, ENEC EN61347-1, EN61347-2-13, EN62384, GB19510.14, GB19510.1, EAC TP TC 004 approved		
DALI standards	IEC 62386-101, 102 (DA-Type only)		
EMC standards	EN55015, EN61000-3-2 Class C, EN61000-3-3, EN61000-4-2,3,4,5,6,8,11, EN61547, GB17743, GB17625.1, EAC TP TC 020		
Connection (Input/Output)	Blank/DA-Type: 4+4P push-in terminal block, A-Type: 4+6P push-in terminal block		
Dimension (LxWxH) mm	114.5 x 72.5 x 20	120 x 66.5 x 25	130 x 67.5 x 20.5

### IDPC-25/25A Series

Model No.	Output	Tol.	Effi.
IDPC-25□-350	49 ~ 70V, 350mA	±7%	82%
IDPC-25□-500	35 ~ 50V, 500mA	±7%	81.5%

□ = Blank/A; Blank: without auxiliary output, A: with auxiliary function

### IDPC-25/25A Series

Model No.	Output	Tol.	Effi.
IDPC-25□-700	25 ~ 36V, 700mA	±7%	81.5%
IDPC-25□-1050	17 ~ 24V, 1050mA	±7%	80%

□ = Blank/A; Blank: without auxiliary output, A: with auxiliary function

### IDPC-45/45A Series

Model No.	Output	Tol.	Effi.
IDPC-45□-350	57 ~ 95V, 350mA	±7%	86%
IDPC-45□-500	54 ~ 90V, 500mA	±7%	85%
IDPC-45□-700	38 ~ 64V, 700mA	±7%	85%
IDPC-45□-1050	26 ~ 43V, 1050mA	±7%	84%
IDPC-45□-1400	19 ~ 32V, 1400mA	±7%	83%

□ = Blank/A; Blank: without auxiliary output, A: with auxiliary function

### IDPC-65/65A Series

Model No.	Output	Tol.	Effi.
IDPC-65□-700	69 ~ 93V, 700mA	±7%	89%
IDPC-65□-1050	46 ~ 62V, 1050mA	±7%	87%
IDPC-65□-1400	34 ~ 46V, 1400mA	±7%	86%
IDPC-65□-1750	27 ~ 36V, 1750mA	±7%	86%

□ = Blank/A; Blank: without auxiliary output, A: with auxiliary function

### IDPC-45-DA Series

Model No.	Output	Tol.	Effi.
IDPC-45-350DA	57 ~ 95V, 350mA	±7%	86%
IDPC-45-500DA	54 ~ 90V, 500mA	±7%	85%
IDPC-45-700DA	38 ~ 64V, 700mA	±7%	85%
IDPC-45-1050DA	26 ~ 43V, 1050mA	±7%	84%
IDPC-45-1400DA	19 ~ 32V, 1400mA	±7%	83%


### IDPC-65-DA Series

Model No.	Output	Tol.	Effi.
IDPC-65-700DA	69 ~ 93V, 700mA	±7%	89%
IDPC-65-1050DA	46 ~ 62V, 1050mA	±7%	87%
IDPC-65-1400DA	34 ~ 46V, 1400mA	±7%	86%
IDPC-65-1750DA	27 ~ 36V, 1750mA	±7%	86%

# PLP series 30~60W

## Features

- Constant current mode
- Universal AC input / Full range
- Class 2 power unit / Pass LPS
- Suitable for built-in LED lighting systems
- Protections: Short circuit / Over current / Over voltage
- Cooling by free air convection
- 2 years warranty



AC input voltage range	90~264VAC; 127~370VDC	
AC inrush current (max.)	Cold start, 25A at 230VAC	PLP-45: Cold start, 30A at 230VAC PLP-60: Cold start, 35A at 230VAC
Current adjustment range	75%~100%	
Over current protection	Range	100%~110%
	Type	Constant current limiting, auto-recovery
Setup time	500ms at full load and 230VAC	
Withstand voltage	I/P-O/P: 3.75kVAC, I/P-FG: 2kVAC, O/P-FG: 0.5kVAC	
Working temperature	-30~+70°C (refer to "OUTPUT LOAD vs TEMPERATURE")	
Safety standards	UL8750, TUV EN61347-1, EN61347-2-13, EAC TP TC 004 approved	
EMC standards	EN55015, EN61000-3-2 class C, EN61000-3-3, EN61000-4-2,3,4,5,6,8,11, EN61547, EAC TP TC 020	
Connection	3+2P / 3.96mm pitch, JST P/N: B3P / B2P-VH	
Dimension (LxWxH)(mm)	101.6x 50.8x 26.6	101.6x 50.8x 29.6

**PLP-30 Series**

Model No.	Output	Tol.	R&N	Effi.
PLP-30-12	12V, 0~2.5A	±10%	2.0V	83.0%
PLP-30-24	24V, 0~1.3A	±10%	2.4V	85.5%
PLP-30-48	48V, 0~0.63A	±10%	4.8V	86.5%

Model No.	Output	Tol.	R&N	Effi.
PLP-45-24	24V, 0~1.9A	±10%	3.8V	89%
PLP-45-48	48V, 0~0.95A	±10%	4.8V	89%




**PLP-45 Series**

Model No.	Output	Tol.	R&N	Effi.
PLP-45-12	12V, 0~3.8A	±10%	4.2V	86%

**PLP-60 Series**

Model No.	Output	Tol.	R&N	Effi.
PLP-60-12	12V, 0~5.0A	±10%	4.5V	84%
PLP-60-24	24V, 0~2.5A	±10%	4.5V	88%
PLP-60-48	48V, 0~1.3A	±10%	4.8V	89%

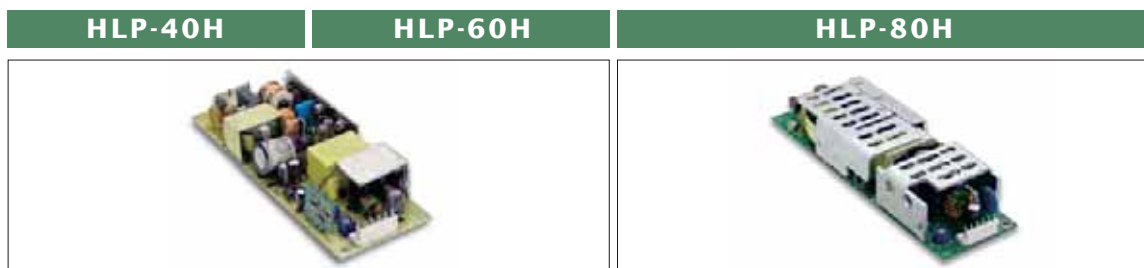
## ▶▶ Special Symbols for EN61347-2-13

	Protection against overheating to prevent the lamp controlgear case temperature under any conditions of use from exceeding the indicated value (110°C)
	Suitable for direct mounting on normally flammable surfaces, such as wood (>2mm)
	Based on VDE0710-14, can be installed inside a wooden material like wooden cabinet. The minimum distance between the product enclosure to wooden material in each side is defined.
<b>LPS</b>	Limited power source
t <sub>c</sub> : 80°C t <sub>a</sub> : 40°C	Full load operation up to 40°C with surface temperature of case < 80°C
<b>SELV</b>	Vo < 120VDC can have this mark on the unit, also design with isolation between primary and secondary

# HLP series 40~80W

## Features

- Constant current mode
- Universal AC input (up to 305VAC) / Full range
- Built-in 3 in 1 dimming function (1~10VDC, PWM signal, or resistance)
- Class 2 power unit / Pass LPS
- Suitable for built-in LED lighting system
- Protections: Short circuit / Over current / Over voltage / Over temperature
- Cooling by free air convection
- 3 years warranty



AC input voltage range	90~305VAC ; 127~431VDC		
AC inrush current (max.)	Cold start, 50A at 230VAC	Cold start, 55A at 230VAC	Cold start, 70A at 230VAC
DC adjustment range	±10% rated output voltage		
Current adjustment range	60%~100%		80%~100%
Over current protection	95%~108% constant current limiting, auto-recovery		
Over voltage protection	109%~145% rated output voltage		
Setup, rise, hold up time	500ms, 80ms, 16ms at full load and 230VAC		500ms, 200ms, 16ms at full load and 230VAC
Withstand voltage	I/P-O/P: 3.75kVAC, I/P-FG: 2kVAC, O/P-FG:0.5kVAC		
Working temperature	-40~+70°C (refer to output derating curve)		
Safety standards	UL8750, TUV EN61347-1, EN61347-2-13, GB19510.14, GB19510.1, EAC TP TC 004 approved; Design refer to EN60335-1(HLP-40H/60H), UL62368-1, EN62368-1		
EMC standards	EN55015, EN61000-3-2 class C, EN61000-3-3, EN61000-4-2,3,4,5,6,8,11, EN61547, GB17743, GB17625.1, EAC TP TC 020		
Connection	Input	6+6P/3.96mm pitch, JST P/N: B6P-VH	
	Output		
Dimension (LxWxH) (mm)	147x 53x 27		167x 53x 29.5

### HLP-40H Series












Model No.	Output	Tol.	R&N	Effi.
HLP-40H-12	12V, 0~3.33A	±2.5%	150mV	87.0%
HLP-40H-15	15V, 0~2.67A	±2.0%	150mV	87.0%
HLP-40H-20	20V, 0~2.00A	±1.0%	150mV	88.0%
HLP-40H-24	24V, 0~1.67A	±1.0%	150mV	88.0%
HLP-40H-30	30V, 0~1.34A	±1.0%	200mV	88.5%
HLP-40H-36	36V, 0~1.12A	±1.0%	200mV	89.0%
HLP-40H-42	42V, 0~0.96A	±1.0%	300mV	89.0%
HLP-40H-48	48V, 0~0.84A	±1.0%	300mV	89.5%
HLP-40H-54	54V, 0~0.75A	±1.0%	300mV	89.5%

### HLP-60H Series












Model No.	Output	Tol.	R&N	Effi.
HLP-60H-15	15V, 0~4.0A	±2.0%	150mV	88.0%
HLP-60H-20	20V, 0~3.0A	±1.0%	150mV	89.0%
HLP-60H-24	24V, 0~2.5A	±1.0%	150mV	89.5%
HLP-60H-30	30V, 0~2.0A	±1.0%	200mV	90.0%

Model No.	Output	Tol.	R&N	Effi.
HLP-60H-36	36V, 0~1.70A	±1.0%	200mV	90.0%
HLP-60H-42	42V, 0~1.45A	±1.0%	300mV	90.0%
HLP-60H-48	48V, 0~1.30A	±1.0%	300mV	90.5%
HLP-60H-54	54V, 0~1.15A	±1.0%	300mV	90.5%

### HLP-80H Series











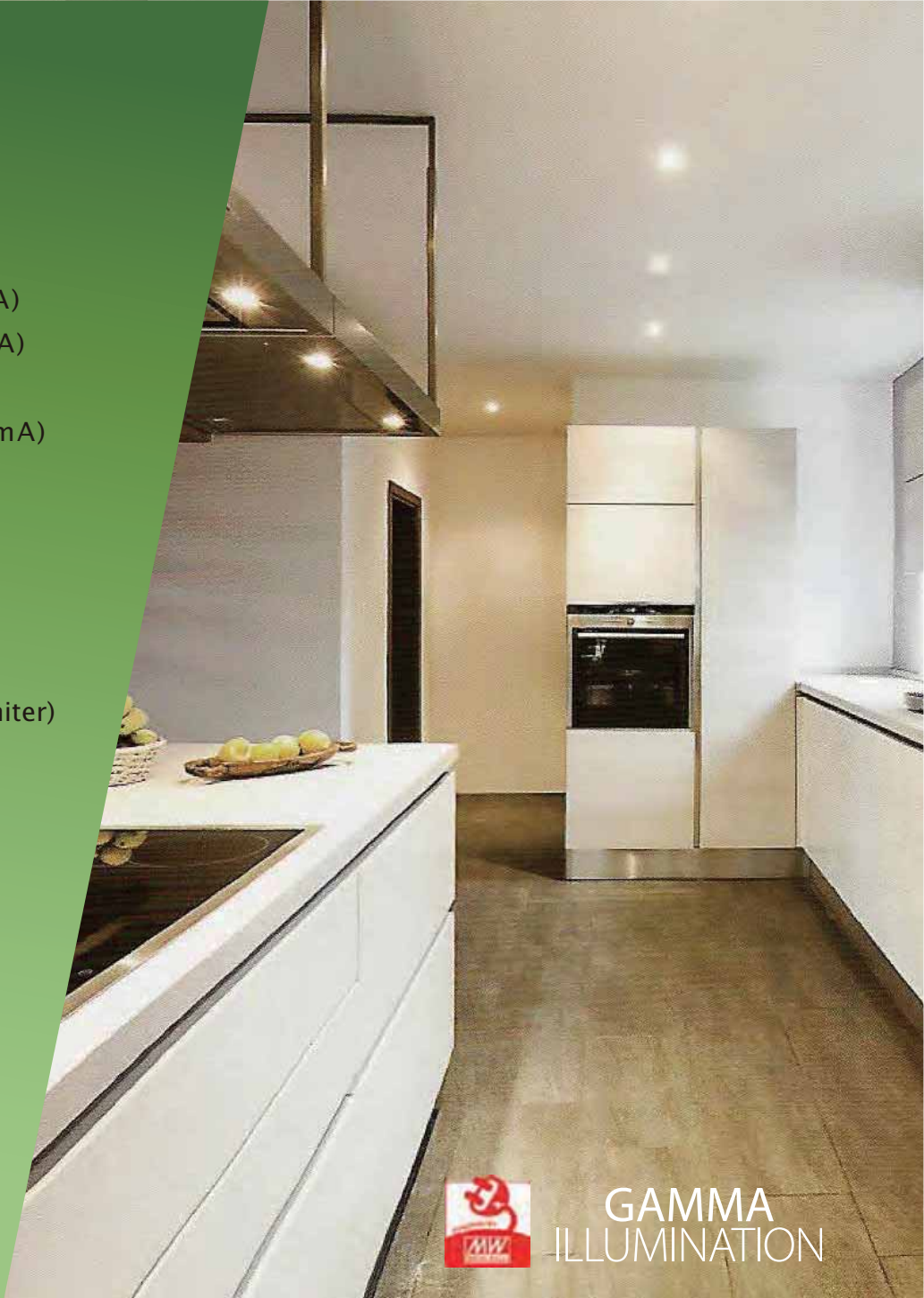

Model No.	Output	Tol.	R&N	Effi.
HLP-80H-12	12V, 0~5.0A	±2.5%	150mV	87.5%
HLP-80H-15	15V, 0~5.0A	±2.0%	150mV	88.5%
HLP-80H-20	20V, 0~4.0A	±1.0%	150mV	89.5%
HLP-80H-24	24V, 0~3.4A	±1.0%	150mV	90.0%
HLP-80H-30	30V, 0~2.7A	±1.0%	200mV	90.0%
HLP-80H-36	36V, 0~2.3A	±1.0%	200mV	90.0%
HLP-80H-42	42V, 0~1.95A	±1.0%	200mV	90.0%
HLP-80H-48	48V, 0~1.7A	±1.0%	200mV	90.0%
HLP-80H-54	54V, 0~1.5A	±1.0%	200mV	90.0%

# DC-DC LED Driver

- 79 LDH Series (250~1750mA)
- 81 LDD-L Series (350~1500mA)
- 82 LDD-H Series (350~1500mA)
- 82 LDB-L Series (300~600mA)
- 83 LDD-DA Series (350~1400mA)

## Accessory & Controller

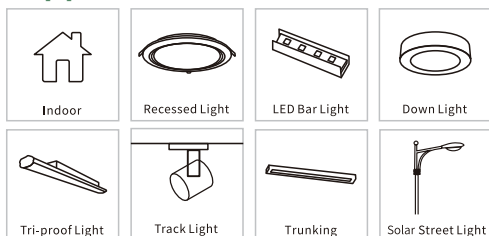
- 84 SPD Series
- 85 ICL-16R/L (Inrush current limiter)
- 85 PIR-045 (Motion sensor)
- 86 DAP Series  
(DALI to PWM Converter)
- 87 SDP-001  
(Smart Timer Dimming  
Programmer)
- 88 DLP-04  
(DALI to Bus Power)
- 88 WPD-06  
(EnOcean Dimmer Kit)



GAMMA  
ILLUMINATION

DC-DC products are DC input, constant current output LED drives, which are mainly used in the DC voltage source environment. All 12V/24V/48V DC bus voltage can directly be used with this series to drive the LED engine(chip). LDD series is Step-Down design. LDB series is Buck-Boost and LDH is Step-up design. Users can choose a suitable product according to their own DC source environment. DC Bus design can reduce risk of electric shock and total cost of system. The PWM dimming and DALI dimming are also available. Besides, DC-DC driver can be applied to solar lighting solution with a controller, reducing design issue and optimizing the reliability.

### Application



### Selection guide


Topology	Series	DC source	Application
Step-Up	LDH	12V/24V	Solar lighting/Vehicle
Step-Down	LDD-H/LDD-L/LDDS-H	24V/48V/55V	48V DC Bus(Track light)
Buck-Boost	LDB-L	12V/24V	Vehicle/Yacht/DC Bus



# LDH series 25-45W DC/DC LED Driver

## Features

- Constant current step-up mode
- Wide input and output voltage range
- High efficiency up to 95%
- 2 in 1 dimming(0~10V, PWM)
- Comply with EN55015/FCC part 15 for radiation emission without Additional input filter and capacitors.
- Class III safety voltage application
- DALI dimming function for DA and WDA type(LDH-45)
- Fully enclosed plastic case (UL 94V-0)
- Economic, high reliability
- Protections: Short circuit / Over voltage / Under voltage
- 3 years warranty



Output current accuracy (Typ.)	±5% at 12V or 24V DC input (Typical)		±5% at 12VDC input for A type; ±5% at 24VDC input for B type (Typical)
Analog/PWM dimming & ON/OFF control	Remote ON/OFF	Leave open if not used ▪ Power ON with dimming: PWM DIM+ ~ DIM- > 0~10VDC or open circuit ▪ Power OFF: PWM DIM+ ~ DIM- < 0.5VDC or short	▪ Power ON with dimming: PWM DIM+ ~ DIM- > 2~8VDC or open circuit ▪ Power OFF: PWM DIM ~ DIM- < 0.5VDC or short
	PWM frequency	1KHz-3KHz 10V PWM signal or 0-10V DC input	1KHz-3KHz 8V PWM signal or 0-10V DC input
Short circuit protection	Power OFF and fuse open		
Over voltage protection	>115% rated output voltage		
Working temperature	-40~+70°C		
Safety standards	EN61347-1, EN61347-2-13, EAC TP TC 004 approved		
EMC standards	EN55015, EN61547, EN61000-4-2,3,4,6,8, EAC TP TC 020		
Dimension (LxWxH)(mm)	52.4x 27.2x 24		75x 53x 22.7

## LDH-25 Series



Model No.	Input (VDC)	Output		Io Tol.	Effi.	Dimming
		Voltage (VDC)	Current (mA)			
LDH-25-250 ○	9.5~32	12~84	250	±5%	89%	0~10V PWM
LDH-25-350 ○	9.5~32	12~72	350	±5%	90%	
LDH-25-500 ○	9.5~32	12~50	500	±5%	90%	
LDH-25-700 ○	9.5~32	12~36	700	±5%	90%	

○=Blank, W; Blank: pin style, PWM+analog dimming; W: Wire style, PWM+analog dimming

## LDH-45A/B Series



Model No.	Input (VDC)	Output		Io Tol.	Effi.	Dimming
		Voltage (VDC)	Current (mA)			
LDH-45A-350 ○	9~18	12~86	350	±5%	91%	Blank&W: PWM+Analog
LDH-45A-500 ○	9~18	12~86	500	±5%	90%	
LDH-45A-700 ○	9~18	12~64	700	±5%	90%	
LDH-45A-1050 ○	9~18	12~43	1050	±5%	91%	
LDH-45B-350 ○	18~32	21~126	350	±5%	93%	Blank&W: PWM+Analog
LDH-45B-500 ○	18~32	21~86	500	±5%	94%	
LDH-45B-700 ○	18~32	21~64	700	±5%	95%	
LDH-45B-1050 ○	18~32	21~43	1050	±5%	95%	

○=Blank, W; Blank: pin style, PWM+analog dimming; W: Wire style, PWM+analog dimming

## LDH-45A/B-DA Series



Model No.	Input (VDC)	Output		Io Tol.	Effi.	Dimming
		Voltage (VDC)	Current (mA)			
LDH-45A-350 ○ DA	9~18	24~86	350	±5%	91%	DALI
LDH-45A-500 ○ DA	9~18	24~86	500	±5%	90%	
LDH-45A-700 ○ DA	9~18	24~64	700	±5%	90%	
LDH-45A-1050 ○ DA	9~18	24~43	1050	±5%	91%	
LDH-45B-350 ○ DA	18~32	36~126	350	±5%	93%	DALI
LDH-45B-500 ○ DA	18~32	36~86	500	±5%	94%	
LDH-45B-700 ○ DA	18~32	36~64	700	±5%	95%	
LDH-45B-1050 ○ DA	18~32	36~43	1050	±5%	95%	

○=Blank, W; Blank: pin style, DALI dimming; W: Wire style, DALI dimming

# LDH series 65W DC/DC LED Driver

## Features

- Constant current step-up mode
- Wide input and output voltage range
- High efficiency up to 90%
- 2 in 1 dimming(0~10V, PWM)
- Comply with EN55015/FCC part 15 for radiation emission without Additional input filter and capacitors.
- Class III safety voltage application
- Cooling by free air convection
- Fully encapsulated plastic case(UL 9440)
- Economic, high reliability
- Protections: Short circuit / Over voltage / Under voltage
- 3 years warranty

### LDH-65



NEW

Output current accuracy (Typ.)	±5% at 12V or 24V DC input (Typical)	
Analog/PWM dimming & ON/OFF control	Remote ON/OFF	Leave open if not used ■ Power ON with dimming: PWM DIM+ ~ DIM-> 0~10VDC or open circuit ■ Power OFF: PWM DIM+ ~ DIM- < 0.5VDC or short
	PWM frequency	1KHz-3KHz 10V PWM signal or 0-10V DC input
Short circuit protection	Power OFF and fuse open	
Working temperature	-40~+60°C	
Safety standards	EN61347-1, EN61347-2-13, EAC TP TC 004 approved	
EMC standards	EN55015, EN61547, EN61000-4-2,3,4,6,8, EAC TP TC 020	
Dimension (LxWxH)(mm)	75x 53x 22.7	

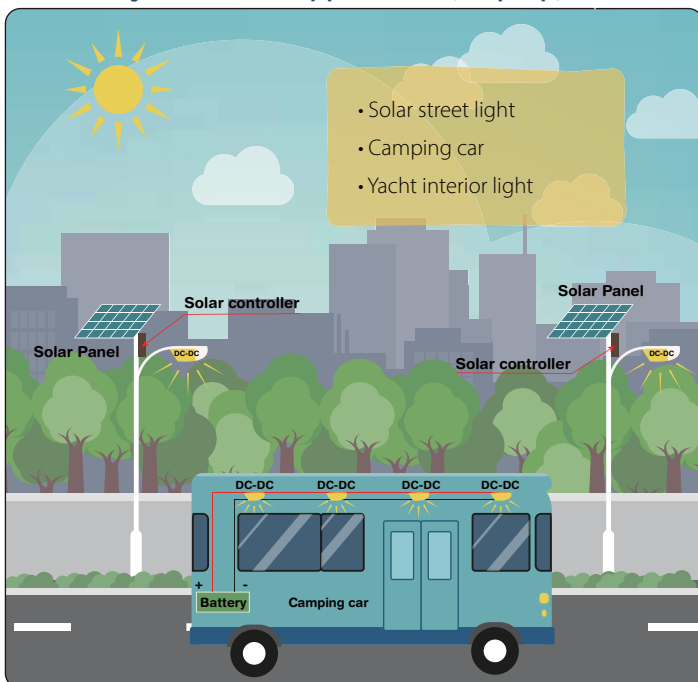
## LDH-65 Series



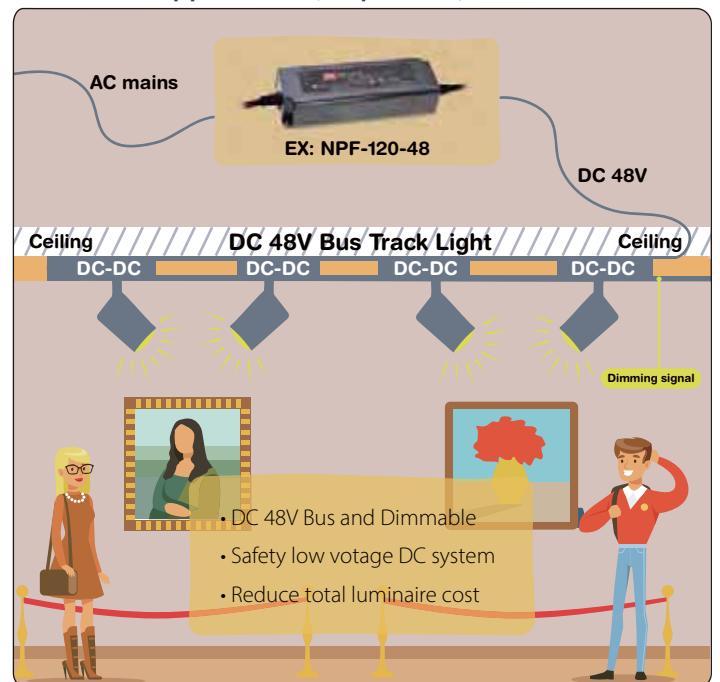
Model No.	Input (VDC)	Output		Io Tol.	Effi.	Dimming
		Voltage (VDC)	Current (mA)			
LDH-65-700 ○	9.5~32	12~80	700	±5%	89%	0~10V PWM
LDH-65-1050 ○	9.5~32	12~60	1050	±5%	90%	
LDH-65-1400 ○	9.5~32	12~46	1400	±5%	90%	
LDH-65-1750 ○	9.5~32	12~37	1750	±5%	90%	

○=Blank, W; Blank: pin style, PWM+analog dimming; W: Wire style, PWM+analog dimming

### Battery DC Source application (Step-Up)



### DC Bus application (Step-Down)



# LDD-L series DC/DC LED Driver

## Features

- Constant current step-down mode
- Wide input and output voltage range
- High efficiency up to 95%
- Comply with EN55015/FCC part 15 for radiation emission without Additional input filter and capacitors.
- Compact size
- Protections: Short circuit / Over temperature (LDD-300~700)
- Fully enclosed plastic case (UL 94V-0)
- Economic, high reliability
- Class III safety voltage application
- 3 years warranty



Output current accuracy (Typ.)		±5% at 24VDC input (Typical)	
PWM dimming & ON/OFF control	Remote ON/OFF	Leave open if not used ■ Power ON with dimming: DIM ~ -Vin >3.5~8VDC or open circuit ■ Power OFF: DIM ~ -Vin <0.5VDC or short	■ Power ON with dimming: DIM ~ -Vin >2.6~5.5VDC or open circuit ■ Power OFF: DIM ~ -Vin <0.4VDC or short
	PWM frequency	100~1000Hz	100~500Hz
Analog dimming & ON/OFF control	Remote ON/OFF	None	Leave open if not used ■ Power ON with dimming: DIM ~ -Vin >0.5~2.5VDC or open circuit ■ Power OFF: DIM ~ -Vin <0.4VDC or short
	Short circuit protection	Regulated at rated output current; can be continued, auto-recovery	
Over temp. protection	Shut down, auto-recovery		None
Working temperature	-40~+85°C		-40~+71°C
Safety standards	EAC TP TC 004 approved		
EMC standards	EN55015, EN61547, EN61000-4-2,3,4,6,8, FCC part 15 class B, EAC TP TC 020		
Operating case temp. (max.)	100°C		
Dimension (LxWxH)(mm)	L/LW: 22.6x 9.9x 8.9 LS: 25.4x 10.5x 9.3		L/LW: 31.8x 20.3x 12.2 LS: 31.8x 20.3x 10.9

## LDD-L Series




Model No.	Input (VDC)	Output		Io Tol.	Effi.	Dimming
		Voltage (VDC)	Current (mA)			
LDD-300L □	9~36 (9~32 for S style)	2~32 (2~28 for S style)	300	±5%	95%	PWM
LDD-350L □			350			
LDD-500L □			500			
LDD-600L □			600			
LDD-700L □			700			
LDD-1000L □	6~36	2~30	1000			PWM+Analog
LDD-1200L □			1200			
LDD-1500L □			1500			

□ = Blank, W, S ; Blank: pin style, W: Wire style, S: SMD style

# LDD-H&LDB-L series DC/DC LED DRIVER

## Features

- Constant current step-down mode (LDD-H) ;  
Constant current buck-boost mode (LDB-L)
- Wide input and output voltage range
- High efficiency up to 97%
- Comply with EN55015 and FCC part 15  
without additional input filter and capacitors
- PWM dimming and remote ON/OFF control
- Protections: Short circuit / Over temperature
- Fully enclosed plastic case (UL 94V-0)
- Class III safety voltage application
- 3 years warranty



Output current accuracy	±3% at 24VDC input; ±4% at 48VDC input for LDD-H/HW; ±5% at 48VDC input for LDD-HS	±5% at 24VDC input (Typical)
PWM dimming & ON/OFF control	Remote ON/OFF	Leave open if not used ■ Power ON with dimming: DIM ~ -Vin >2.5~6VDC or open circuit ■ Power OFF: DIM ~ -Vin <0.8VDC or short
	PWM frequency	100~1KHz
Short circuit	Regulated at rated output current, can be continued, auto-recovery	
Over temperature protection	Shut down, recovers automatically after temperature goes down	
Working temperature	-40~+85°C (refer to output derating curve)	-40~+71°C (refer to output derating curve)
EMC standards	EN55015, EN61547, EN61000-4-2,3,4,6,8, FCC part 15 class B	
Operating case temp. (max.)	100°C	110°C
Dimension (LxWxH)(mm)	LDD-H/HW: 31.8x 20.3x 12.2 LDD-HS: 31.8x 20.3x 11.4	31.8x 20.3x 12.2

### LDD-H Series



Model No.	Input (VDC)	Output		Io Tol.	Effi.
		Voltage (VDC)	Current (mA)		
LDD-300H□	9~56	2~52	300	±4%	97%
LDD-350H□	9~56	2~52	350	±4%	97%
LDD-500H□	9~56	2~52	500	±4%	97%
LDD-600H□	9~56	2~52	600	±4%	97%
LDD-700H□	9~56	2~52	700	±4%	97%
LDD-1000H□	9~56	2~52	1000	±4%	97%
LDD-1200H△	9~52	2~46	1200	±5%	95%
LDD-1500H△	9~52	2~46	1500	±5%	96%

□ = Blank, W, S ; Blank: pin style, W: wire style, S: SMD style  
△ = Blank, W ; Blank: pin style, W: wire style

### LDB-L Series



Model No.	Input (VDC)	Output		Io Tol.	Effi.
		Voltage (VDC)	Current (mA)		
LDB-300L△	9~36	2~40	300	±5%	90%
LDB-350L△	9~36	2~40	350	±5%	90%
LDB-500L△	9~30	2~32	500	±5%	91%
LDB-600L△	9~28	2~30	600	±5%	91%


△ = Blank, W ; Blank: pin style, W: wire style



# LDD-DA series 30~60W

## Features

- Constant current step-down mode
- Wide input and output voltage range
- High efficiency up to 95%
- Comply with EN55015/FCC part 15 for radiation emission without Additional input filter and capacitors.
- Class III safety voltage application
- DALI dimming function
- Protections: Short circuit / Input under voltage lockout
- Fully enclosed plastic case
- 3 years warranty



Output current accuracy (Typ.)		±5% at 48VDC input (350~1050mA), 24VDC input (1400mA) (Typical)
PWM dimming & ON/OFF control	Remote ON/OFF	Leave open if not used • Power ON with dimming : PWM DIM--Vin > 1.2 ~5VDC or open circuit • Power OFF: PWM DIM--Vin < 0.1 VDC or short • Max operation voltage 5.5 VDC
	PWM frequency	200Hz only
Analog dimming & ON/OFF control	Remote ON/OFF	Leave open if not used • Power ON with dimming : Analog DIM--Vin > 0.1~2.5VDC or open circuit • Power OFF: Analog DIM--Vin < 0.1VDC or short • Max operation voltage 5.5 VDC
	Short circuit protection	
Input under voltage lockout	Power up (Typ.)	4.2VDC
	Power down (Typ.)	3.8VDC
Working temperature		-40~+85°C (refer to output derating curve)
Safety standards		EAC TP TC 004 approved
EMC standards		EN55015, EN61547, EN61000-4-2,3,4,6,8, EAC TP TC 020
Operating case temp. (max.)		100°C
Dimension (LxWxH)(mm)		40.6x 23.5x 10.1

## LDD-DA Series



Model No.	Input (VDC)	Output		Io Tol.	Effi.	Dimming
		Voltage (VDC)	Current (mA)			
LDD-350H-□DA	6~50	3~45	350	±5%	95%	PWM+Analog
LDD-700H-□DA	6~50	3~45	700			
LDD-1050H-□DA	6~50	3~45	1050			
LDD-1400H-□DA	6~40	3~36	1400			


□ = Blank, W; Blank: pin style, W: Wire style

# SPD series Surge Protection Device

## SPD-10-320S

## SPD-10S-277S

## 10kA Surge Protection Device



85x 37x 40 mm  
(LxWxH)

56.76x 46.36x 26 mm  
(LxWxH)

- UL1449, Type 4, EN/IEC61643-11(SPD-10S)
- Line to Ground & Line to Line protected
- Series connection type
- LED status indicators
- IP67 (SPD-10-320S); IP66 (SPD-10S)
- Suitable for surge protection of LED drivers
- Thermally protected



Model No.	SPD-10-320S	SPD-10S-277S
Operating voltage	120~320VAC, 50/60Hz	120~277VAC, 50/60Hz
MCOV (Max. continuous operating voltage)	320VAC	277VAC
Continuous Current (max.)	5A	3.5A
UP (Voltage protection level)	L-N:1200V L-G/PE: 1500V N-G/PE: 1500V	L-N: 1260V L-G: 1260V N-G: 1300V
IN (Nominal discharge current)	5kA,8/20 $\mu$ s	
Max. surge current (8/20 $\mu$ s)	10kA,8/20 $\mu$ s	
Operating temperature	-40~+70°C	-40~+85°C
Safety standard	IEC61643-11: 2011, IEC61000-4-5: 2005	UL1449 Type 4, EN/IEC 61643-11


## SPD-20

## SPD-20HP

## 20kA Surge Protection Device



90x 70x 50 mm  
(LxWxH)



71.6x 67.7x 32 mm  
(LxWxH)

- UL1449, Type 2 (SPD-20), Type 4 (SPD-20HP) component assemblies
- Line to Ground & Line to Line protected
- Parallel (3 wires) connection style (SPD-20)
- Series connection style (SPD-20HP)
- LED status indicators
- IP67 (SPD-20); IP66 (SPD-20HP)
- Suitable for surge protection of LED drivers
- Thermally protected (SPD-20HP)



Model No.	SPD-20-240P	SPD-20-277P	SPD-20HP-277S	SPD-20HP-480S
Operating voltage	240VAC, 50/60Hz	277VAC, 50/60Hz	120~277VAC, 50/60Hz	347~480VAC, 50/60Hz
MCOV (Max. continuous operating voltage)	300VAC	320VAC		510VAC
MLV (Measured limiting voltage)	---		L-N:810V, L-G:1560V, N-G: 1570V	L-N:1400V, L-G:1560V, N-G: 1570V
VPR (Voltage protection rating)	$\leq$ 1500V (L-FG, N-FG, L-N)		---	
UP (Voltage protection level)	---		L-N:1000V, L-G/PE:3800V, N-G/PE: 2900V	---
IN (Nominal discharge current)	5kA		10kA	
Max. surge current (8/20 $\mu$ s)	20kA			
SCCR (Short circuit current rating)	5kA		---	
Response time	<25ns		---	
Operating temperature	-40~+70°C		-40~+75°C	
Safety standard	UL1449 3 <sup>rd</sup> Edition, TUVEN61643-11 approved	UL1449 3 <sup>rd</sup> Edition approved	UL1449 4 <sup>th</sup> Edition, EN61643-11 approved	UL1449 4 <sup>th</sup> Edition approved
Connection [L (Black)/N (White)/FG (Green)]	FEP 10AWG (15cm)		---	

# ICL-16 & PIR-045

## ICL-16

## AC inrush current limiter



- 23A inrush limiting current, 16A continuous
- 180~264VAC AC input
- Integrated bypass relay, no simple NTC
- Internal thermal protection
- Installed on DIN Rail TS-35/7.5 or 15 (ICL-16R)
- -30~+70°C wide working temperature

Model No.	ICL-16R	ICL-16L
AC Input voltage	180 ~ 264VAC	
Inrush current limiting	23A	
Internal protection	Thermal fuse protects overload and fire	
AC continuous rated current	16A continuous	
Working temperature	-30~+70°C	
Safety standards	IEC62368-1(LVD)	
EMC emission	EN55032, EN61000-3-2,3, EN55024, EN55035, EN61000-6-2, EN61000-4-2,3,4,5,6,8,11	
Dimension(LxWxH)(mm)	35x 90x 54.5	175x 42x 24

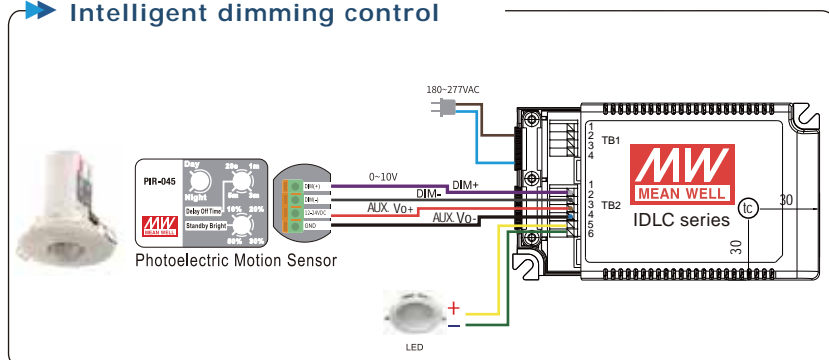
## PIR-045

## Photoelectric Motion Sensor

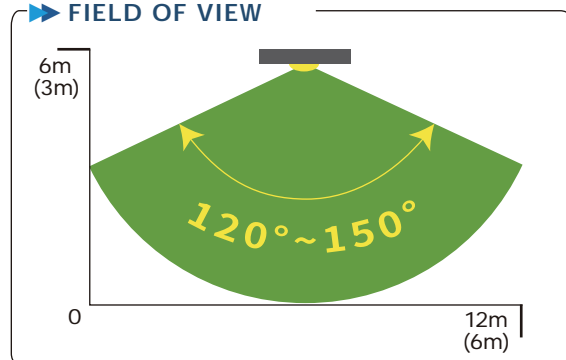


- Operating voltage: 12~24VDC
- Output dim voltage: High=10V ; Low=1V/2V/3V/5V selected by standby bright
- Sensing distance:  $\leq 6$  meters
- Sensing angle:  $<120^{\circ}\sim 150^{\circ}$
- Standby bright: 10%, 20%, 30%, 50%;
- Delay off time: 20s, 1 min, 3min, 5min
- Dimming mode: gradually ON and OFF
- Operating temperature: -10~+40°C
- Energy saving, high sensitivity and compatibility, easy to install
- Dimension(DxH): 60x 71.3mm
- 2 years warranty

### Intelligent dimming control



### FIELD OF VIEW




# DAP-04

DALI to PWM Converter

## Features

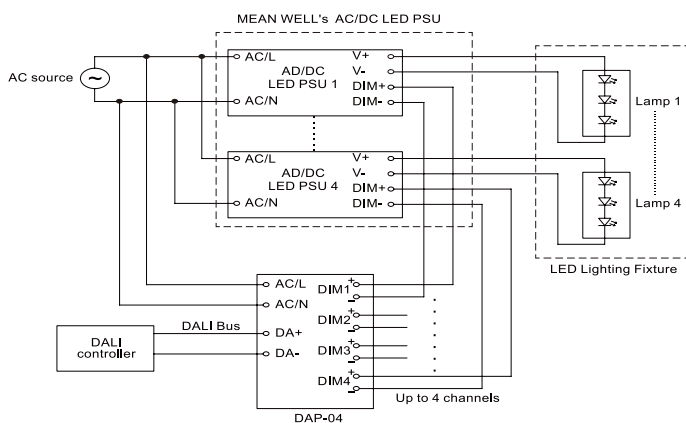
- Convert DALI signal to PWM signal
- Comply with DALI standards (IEC62386-101,102,207)
- Universal AC input (90 to 305VAC)
- 4 DALI addressable output channels
- Built-in push dim function
- Linear or logarithm dimming curve selectable (comply with IEC62386-207)
- Built-in relay for ON/OFF control of LED PSU
- Fully isolated plastic case
- Class II, no FG
- Power consumption < 0.5W
- Suitable to use along with MEAN WELL's AC/DC LED PSU with 3-in-1 dimming function
- Two models for choice:
  - Blank-Type:** 4 channels with 4 DALI addresses
  - S01-Type:** 4 channels with 4 or 1 DALI address selectable
- 3 years warranty



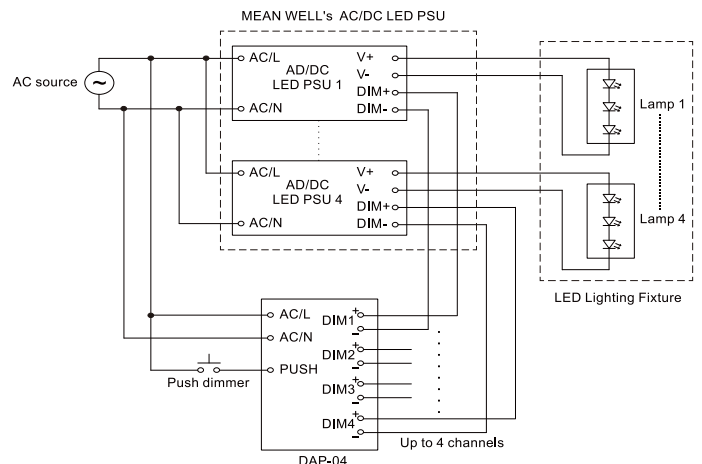
Model No.	DAP-04	DAP-04-S01
AC input voltage range	90~305VAC ; 127~431VDC	
Power consumption(typ.)	0.5W	
Dimming range	1~100%	
Output signal	PWM, 1KHz	
Output channel	4 channels with 4 DALI addresses	4 channels with 4 or 1 DALI address selectable
Output PWM logic	Active high or active low selectable	Active high
Working temperature	-30~+60°C (refer to output derating curve)	
Safety standards	EN61347-1, EN61347-2-11, EN61058-1 clause 8/17/20/25, EAC TP TC 004 approved	
DALI standards	Comply with IEC62386-101, 102, 207	
EMC standards	EN55015, EN61000-3-2,3, EN61000-4-2,3,4,5,6,8,11, EN61547, EAC TP TC 020	
Dimension(LxWxH)(mm)	165x 46x 23	

## Connection of Dimming Operation

### DALI Dimming Solution



### Push Dimming Solution



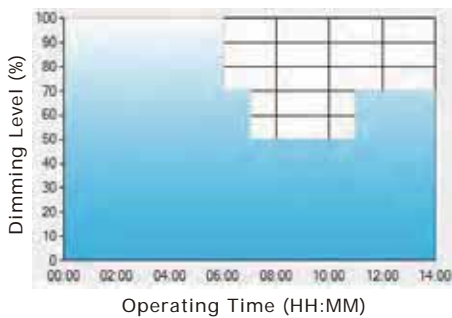


# Smart Timer Dimming

## Smart Timer Dimming Function

MEAN WELL Smart timer dimming primarily provides the adaptive proportion dimming profile for the output constant current level to perform up to 14 consecutive hours. 3 dimming profiles hereunder are defined accounting for the most frequently seen applications. If other options may be needed, please contact MEAN WELL for details.

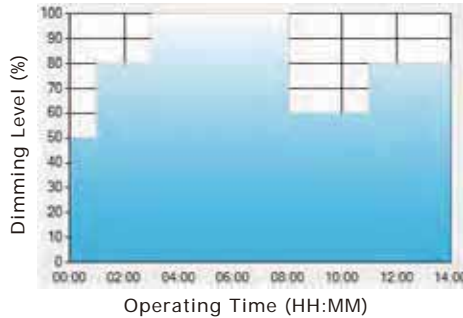
Ex : D01-Type: the profile recommended for residential lighting



Set up for D01-Type in Smart timer dimming software program

	T1	T2	T3	T4
TIME**	06:00	07:00	11:00	---
LEVEL**	100%	70%	50%	70%

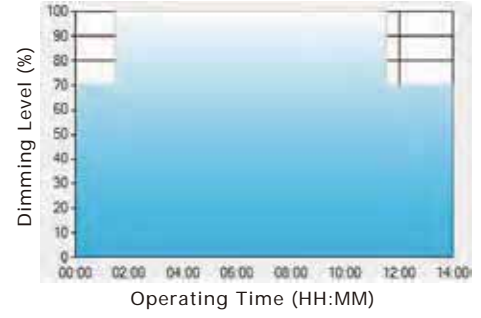
Ex : D02-Type: the profile recommended for street lighting



Set up for D02-Type in Smart timer dimming software program

	T1	T2	T3	T4	T5
TIME**	01:00	03:00	08:00	11:00	---
LEVEL**	50%	80%	100%	60%	80%

Ex : D03-Type: the profile recommended for tunnel lighting



Set up for D03-Type in Smart timer dimming software program

	T1	T2	T3
TIME**	01:30	11:00	---
LEVEL**	70%	100%	70%

\*\* : TIME matches Operating Time in the diagram whereas LEVEL matches Dimming Level.

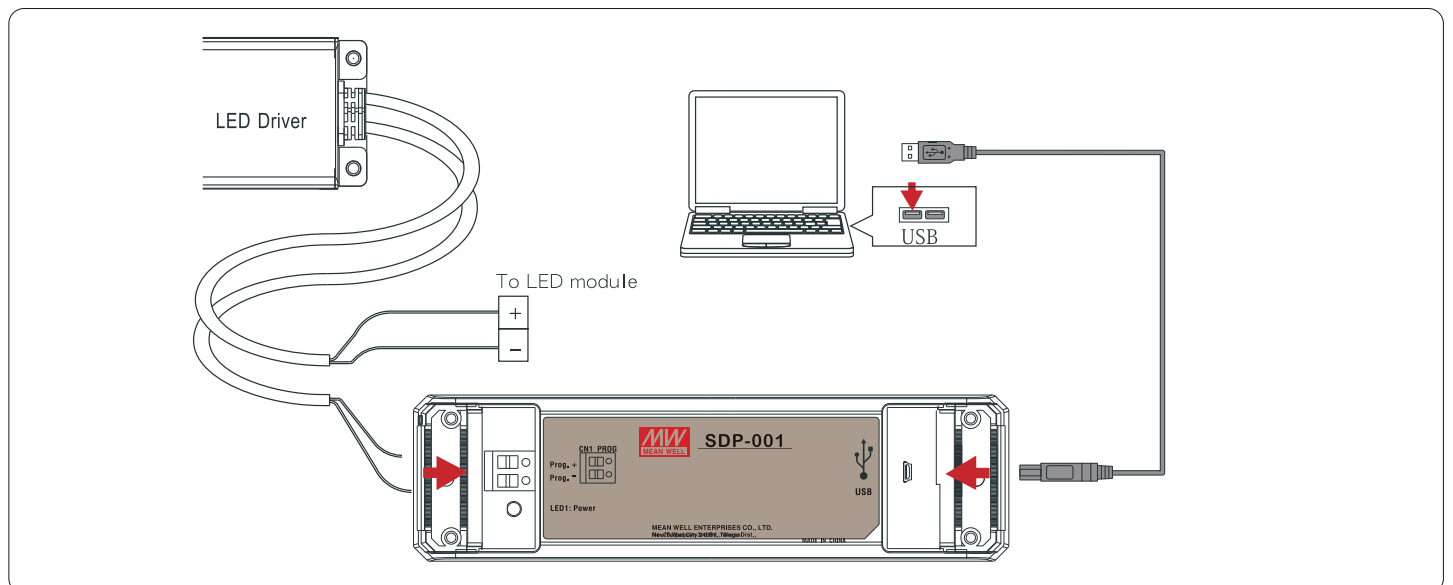
## SDP-001

## Smart Timer Dimming Programmer



SDP-001 is a programmer, particularly for MEAN WELL's Smart Timer Dimming Tool for LED lighting dimming function, reading or writing various parameters designated by users.

- Simple connection and configuration
- Push terminal and mini-USB port
- No need of battery or AC power



# DLP-04/WPD-06

## DLP-04



## DALI Bus Power Supply

- Compact size with 2SU(35mm) width(type R)
- Universal AC input / Full range
- Withstand 300VAC surge input for 5 seconds
- Isolation class II
- No load power consumption <0.5W(type L)
- Protections: Short circuit / Over voltage
- Cooling by free air convection
- 3 color LED for status indicator (type R)
- Installed on DIN rail TS-35/7.5 or 15(type R)
- 3 years warranty

Model No.	DLP-04L	DLP-04R
Rated DC voltage	16V	
Rated current	240mA (max.)	
Input voltage range	90~264VAC ; 120~370VDC	
Rated power	3.84W	
Working temperature	-20~+60°C (refer to output derating curve)	
Safety standards	EN61347-2-11, EAC TP TC 004 approved	
DALI standards	Compliance to IEC62386-101	
EMC emission	Compliance to En55015, EN61547, EN61000-3-2,-3, EAC TP TC 020	
Dimension(mm)	145x 38x 22(LxWxH)	35x 90x 54.5 (WxHxD)

## WPD-06/WPD-06SWT



## Wireless DC Multi-channel PWM Dimmer Kit

- **EnOcean compliant products**, up to 30 meters wireless distance
- Operating frequency 868MHz (other frequency for outside EU available on request)
- WPD-06 (PWM dimmer):
  - 6 protected channels, independent dimming control on each channel
  - Up to 128 wireless batteryless switches connected possible
  - Built-in 3 wire push dimming function ports
  - Suitable for constant voltage lighting application, Possible for constant current lighting application
  - Multiple dimmer application via CANBus (optional)
  - Conformal coating for highly humid environment
- WPD-06SWT (switch transmitter):
  - Batteryless switch with cycles >50000 times
  - Maintenance free
- **5 years warranty**

Model No.	WPD-06	WPD-06SWT
Input voltage range	10-32VDC SELV	---
Rated output current	4.5A each channel, 27A for the entire module	---
Rated output power	324W (input: 12V); 648W (input: 24V)	---
Output dimming range	1 to 100%; Switching frequency: 125Hz	---
DC input current	27A	---
Input standby power	1.2W (Typ.)	---
Overload protection	150% rated output power for 300ms max.	---
	Electronic shut down rated at 5A. Restart by switching on again the output of channel	---
Over voltage protection	Transient protection starting at 33V	---
Transmission power	---	10mW max.
Working temperature	-40~+60°C	-25~+65°C
Input / Output terminal	Clamping spring disconnectable terminal for solid or stranded copper conductors 0.25 to 2.5mm <sup>2</sup>	---



# Building Automation Solutions

90 Product Tree

91 LCM/PWM Series

92 KDA/KAA Series

93 KNX-20E-640

KNX-40E-1280

KSI-01U (USB interface)

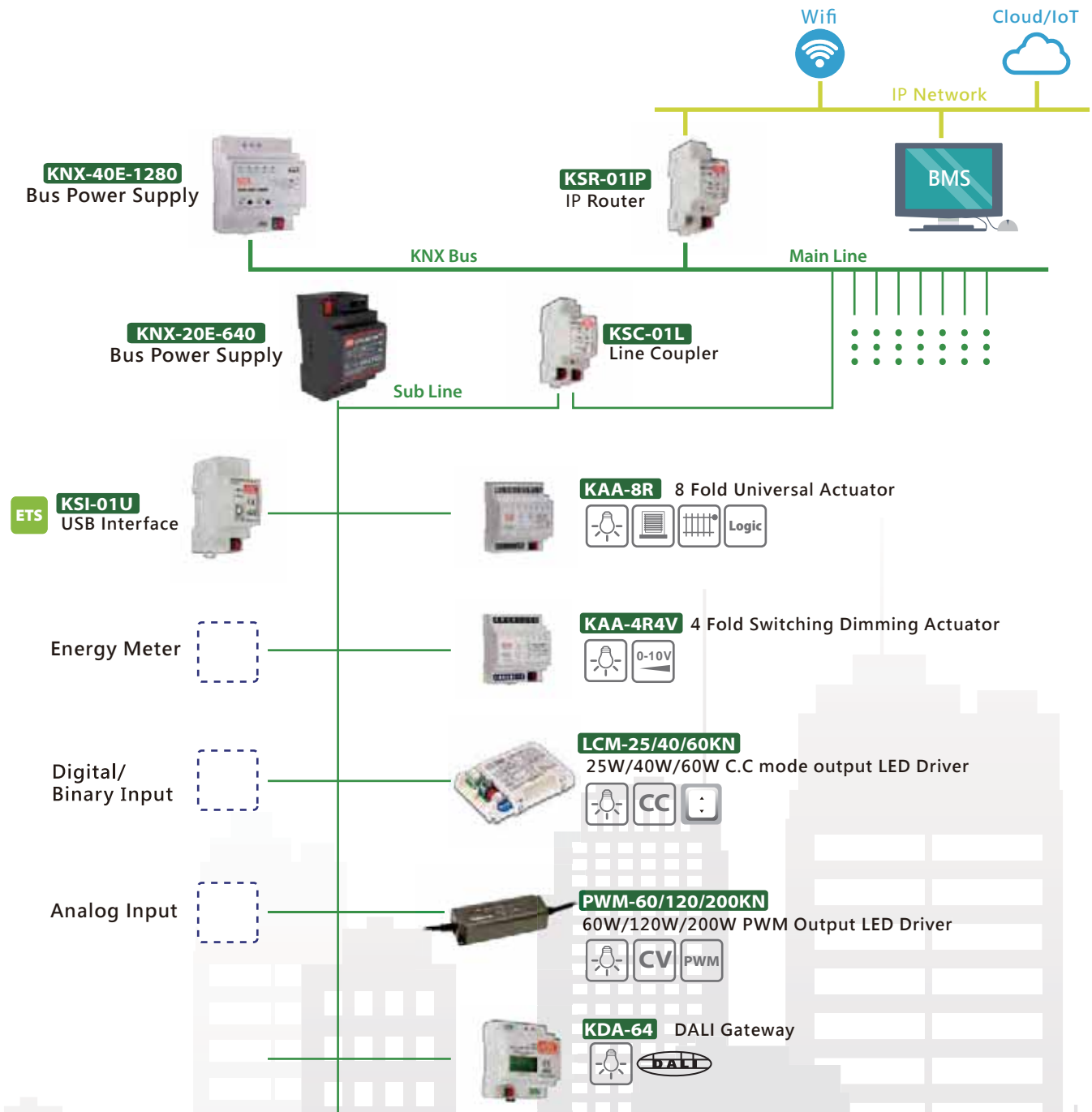
KSR-01IP (IP Router)

KSC-01L (Line Coupler)



The MEAN WELL KNX product range includes components covering the complete applications found in modern buildings, ranging from lighting and shutter control to heating, ventilation and many more. Furthermore, with over 35 years experience of the industrial power supply, MEAN WELL provides a variety of standard power supplies for all kinds of applications such as safety, surveillance, video, audio... etc.

# Product Tree



Under Planning



Blind/Shutter Control



Logic Function



Constant Current Driving Mode



DC 0-10V Dimming Control



Lighting Control



Heating Control



Push Button Interface



Constant Voltage Driving Mode



PWM Style Output Mode



Fast and Multi Language Support for any question of KNX product within 24 hr. For the details please check the last page.





# LCM/PWM series

## LCM-25/40/60KN

## 25~60W KNX Constant Current LED Driver



**LCM-25KN**  
L105x W68x H23mm

**LCM-40/60KN**  
L123.5x W81.5x H23mm

- KNX protocol
- Constant current mode output with multiple levels selectable by dip switch
- Support emergency lighting(EL)
- Constant lumen output
- Intergrated KNX push button interface
- Synchronization up to 10 units
- Functions: manual dim, operation hours, log/linear curve selection
- 3 years warranty

Model No.	Output	Io Tol.	Efficiency
LCM-25KN	350mA~1050mA, 6~54V	±5%	86%
LCM-40KN	350mA~1050mA, 2~100V	±5%	90%
LCM-60KN	500mA~1400mA, 2~90V	±5%	91%

## PWM-60/120/200KN

## 60~200W KNX Constant Voltage LED Driver



**PWM-60KN**  
L150x W53x H35mm

**PWM-120KN**  
L191x W63x H37.5mm

**PWM-200KN**  
L195x W68x H39.5mm

- KNX protocol
- Constant Voltage PWM style output with user changeable frequency up to 4KHz
- minimal dimming level 0.01%
- Built-in active PFC function
- Functions: operation hours, Constant lumen output, wattage feedback, log/linear/DALI curve selection
- 5 years warranty

Model No.	Output	Vo Tol.	Efficiency
PWM-60-12□	12V, 0~5A	±4%	86%
PWM-60-24□	24V, 0~2.5A	±3%	89%
PWM-120-12□	12V, 0~10A	±4%	88%
PWM-120-24□	24V, 0~5A	±4%	90%
PWM-200-12□	12V, 0~16.6A	±4%	92%
PWM-200-24□	24V, 0~8.3A	±4%	93%
PWM-200-48□	48V, 0~4.16A	±4%	94%

□ =KNX/KNBST KN: KNX control technology ; KNBST: KNX control technology with BST14 connector

# KDA/KAA series

## KDA-64

## KNX to DALI Gateway



- KNX proof gateway
- Easy configuration & installation
- Cost effective solution for smart building
- Connect up to 64 DALI ECGs/Drivers
- Built-in DALI power supply
- LCD 2x12 display
- Lighting control via the button
- Lighting control via the integrated web server
- Up to 16 DALI lighting groups setting
- Up to 16 DALI scenes setting
- 3 years warranty

Model No.	Input signal	Output signal	Additional communication
KDA-64	KNX	DALI	Ethernet

Model No.	KDA-64
AC input voltage range	100~240VAC ; 142~339VDC
Power consumption	7W(Typ.)
Input KNX bus	Standard KNX connector
Output DALI bus voltage	Built-in single DALI voltage 16-20VDC
Output DALI bus rated current	250mA
Ethernet communication port	100MB/s via RJ45 connector
DALI standard	IEC60926 EN62386-103 DALI controller
Working temperature	-5~+45°C
Dimension (LxWxH)(mm)	86x 72x 55

## KAA-4R4V/KAA-8R

## KNX LED Dimmer/Universal/Actuator



- Dimming and switching LED driver and conventional electronic ballast(for KAA-4R4V)
- Linear or logarithmic dimming curve programmable via ETS software(for KAA-4R4V)
- 8 channel actuator in a compact size(for KAA-8R)
- For AX,C-load, capacitive & inductive of loads (for KAA-8R)
- Manual control via Push button
- Programmable various time and scene function
- 3 years warranty

Model No.	KAA-4R4V-10	KAA-8R	KAA-8R-10
KNX Bus voltage	21~31V		
Current consumption	<11mA	<6mA	
Power consumption	<250mW	<180mW	
Voltage range	0-10V	---	
NO. of controloutput	4	---	
MAX. current per output	50mA	---	
Nr. of relay	4	8	
Independent & potential-free per relay	Yes	---	
Ohmic load/Capacitive load	10A/220μF	16A/220μF	10A/220μF
MAX. inrush current	400A(max. 200μs),80A(max. 20ms)	800A(max. 200μs),165A(max.20ms)	400A(max. 200μs),80A(max. 20ms)
Safetystandards	EN50491-3, EN60669-1, EN60669-2-1, EN60669-2-5		
EMC emission	EN50491-5-1,-2,-3, EN50090-2-2, EN60669-2-1, EN60669-2-5, EN63044-5-1,-2,-3		
Dimension(WxHxD)(mm)	72x 90x 57		

# KNX System Component

## KNX-20E/40E

## 640mA & 1280mA Bus Power Supply

SELV EAC   



- EIB / KNX power supply with Integrated choke
- Compact size with 3SU/4SU width
- Safety extra low voltage (SELV)
- 180~264VAC input
- No load power consumption <0.5W
- Protections: Short circuit / Overload(short-circuit-proof) / Over voltage
- Cooling by free air convection
- Isolation class I
- LED indicator for normal operation, bus reset and bus overload
- Installed on DIN rail TS-35/7.5 or 15
- Over voltage category III
- Wide operating temperature: -30~ +70°C
- 3 years warranty

SELV EAC    



Model No.	V <sub>out1</sub> (with choke)	V <sub>out2</sub> (without choke)	I <sub>out</sub> (I <sub>1</sub> +I <sub>2</sub> )
KNX-20E-640	Bus, 30VDC	30VDC	640mA
KNX-40E-1280 <input type="checkbox"/> D	Bus, 30VDC	30VDC	1280mA

: Blank, D ; Blank= Basic function, D=Diagnostic function

## KSI-01U

## USB Interface



- No additional power supply required
- KNX commissioning addressing and parameters settings
- Long messages support up to 220 byte APDU
- 3 years warranty

## KSR-01IP

## IP Router



- KNX IP/TP routing
- Built-in web server
- KNX IP secure (optional)
- 3 years warranty

## KSC-01L

## Line Coupler



- KNX TP Line coupler/Repeater
- Telegram filtering function
- Long messages support up to 240 byte APDU
- 3 years warranty

# Comparison Chart

## ▶ PFC

Family		AC Input Range (VAC)	Potted	C.C./C.P./C.V. (Note 1)	IP	Dimming (Note 2)	Vo / Io Adj	Warranty (years)	Remark	
Series Name	Type									
XLG-25/50/75/100/150/200/240	Blank/A	100-305	✓	C.P.	67	3 in 1	Io	5		
	AB									
HLG-40H / 60H / 80H / 100H / 120H / 150H / 185H / 240H / 320H / 480H / 600H	A	90-305	✓	C.V.+C.C.	65	3 in 1	✓	7		
	B/AB									
	C (240W/320W only)				67	Timer	✓			
	Blank (40-320W)									
	D (option, 40-480W)									
	D2 (option, 480W only)									
HLG-60H-C / 80H-C / 120H-C / 185H-C / 240H-C / 320H-C / 480H-C	A	90-305	✓	C.C.	65	3 in 1	Io	7		
	B/AB									
	D (70-200W)				67	Timer	✓			
	D2 (option, 250-480W)									
	DA (option, 320W only)									
ELG-75 / 100 / 150 / 200 / 240	A	100-305	✓	C.V.+C.C.	65	3 in 1	✓	5		
	B/AB									
	Blank				67	Smart Timer	✓			
	D2									
	DA									
	BE (150W only)									
ELG-300		100-305	✓	C.V.+C.C.	67		Io	5		
ELG-50-C / 75-C / 100-C / 150-C / 200-C / 240-C ELGT-150 / ELGC-300	A	100-305	✓	C.C.	65	3 in 1	Io	5		
	B/AB									
	Blank (ELGC-300 except)				67	Smart Timer	✓			
	D2									
	DA									
	BE (ELG-150-C only)									
	AB (ELGC-300 only)			C.P. (ELGC-300 only)	3 in 1	Io	5			
XBG-100/160/240	A	90-305	✓	C.P.	67	3 in 1	Io	5		
	AB									
HBG	60	90-295	✓(half)	C.C.				5	1. Circular shape 2. Metal case (Plastic case for HBG-60)	
	100	A/AB	90-305	✓	C.C.	65	3 in 1			Io
		B								
		Blank				67	DALI			✓
		DA								
	160 / 200 / 240	A/AB	90-305	✓	C.V.+C.C.	65	3 in 1			Io
		B								
		AB (200W only)				67	3 in 1			Io
		Blank								
	DA									
	60P		90-295		C.C.					
	100P	A	90-305	✓	C.C.	67	3 in 1			Io
		B								
		DA								
160P / 240P	A	90-305	✓	C.V.+C.C.	67	3 in 1	Io			
	B									
	DA (160W only)									
HBGC-300	A	90-305	✓	C.P.	67	3 in 1	Io	5	Circular shape	
	AB									
	DA									



# Comparison Chart

Family		AC Input Range (VAC)	Potted	C.C./C.P./C.V. (Note 1)	IP	Dimming (Note 2)	Vo / Io Adj	Warranty (years)	Remark
Series Name	Type								
HVG(C)- 65 / 100 / 150 / 240 / 320 / 480 / 650/1000	A	180-528	✓	HVG : C.V.+C.C.  HVGC :C.C.  HVGC- 480/650 /1000:C.P.	65	3 in 1	HVG: ✓ HVGC: Io	5	HVG-650/1000 AB-Type IP:67
	B								
	AB								
	D (option, 65-150W)								
	D2 (option, 240-1000W)								
	DA (480W, 650W)								
	DA2(1000W only)								
FDL-65		180-295	✓	C.C.	65		Io	3	
FDLC-80 / 100		180-295	✓	C.P.	65		Io	3	
FDHC-100		180-295	✓	C.P.	67			3	
SLD-50/80		110-305		C.V.+C.C			Io(56V)	3	
LDC- 35 / 55 / 80	B	180-264		C.P.		3 in 1	Io Adj	5	1. CP mode 2. Flirker free
	Blank								
	DA								
HLN-40H / 60H / 80H	A	90-305	✓ (60W/80W half)	C.V.+C.C.	64	3 in 1	✓	3	
	B								
LPF-16 □ / 25 □ / 40 □ / 60 □ / 90 □ / LPFH-60 □	D	90-305	✓	Blank Type : C.V.+C.C. D-Type : C.C.	67 (16W option)	3 in 1		5	
	Blank								
NPF-40□ / 60□ / 90□ / 120□	D	90-305	✓	Blank Type : C.V.+C.C. D-Type : C.C.	67	3 in 1		5	
	Blank								
PWM-40 / 60 / 90 / 120 /200	40/60/90/120	90-305	✓	C.V.	67	3 in 1		5	PWM output
	60/90/120/200								
	60/120/200								
IDLV-25 / 45 / 65	A	25W/45W: 90-295 65W: 180-295		C.V.	20	2 in 1		3	1. PWM output 2. Terminal block
	Blank								
IDLX-25 / 45 / 65	A/Blank	25W/45W: 90-295 65W: 180-295		C.C.	20	2 in 1		3	1. Flicker free 2. Terminal block
	DA (45-65W)								
ODLV-45/65	A	180-295		C.V.	67	2 in 1		3	PWM output
	Blank								
ODLC-45/65	A/Blank	90-295		C.C.	67	2 in 1		3	Flicker free
	DA								
OWA- 90 / 120		90-264 (OWA-120E: 180-264)	✓	C.C.+C.V.	67*			5	External type
PLN-100		90-295		C.C.+C.V.	64		✓	2	
PLN-30 / 45 / 60		90-295		C.C.	64		✓	2	
PLN-20		90-277		C.C.	64		Io	2	
PLC-100		90-264		C.V.+C.C.			✓	2	Terminal block I/O
PLC-30 / 45 / 60		90-264		C.C.			✓	2	Terminal block I/O
PCD-16 / 25 / 40 / 60		A: 90-135 B: 180-295	✓ (16W/25W/ 60W half)	C.C.	42	AC Phase-Cut		3	

# Comparison Chart

Family		AC Input Range (VAC)	Potted	C.C./C.P./C.V. (Note 1)	IP	Dimming (Note 2)	Vo / Io Adj	Warranty (years)	Remark
Series Name	Type								
PLD-16 / 25 / 40 / 60		16W/40W/60W: A: 90~135 B: 180~295	✓ (16W/25W/60W half)	C.C.	42			3	
		25W: 90~295							
GSV30 / 60		30W: 100~264 60W: 180~264		C.V.	40			3	External type
PLM-12 / 25		110~295		C.C.	30			2	Terminal block
PLM-12E / 25E		180~295							
LCM-25 / 40 / 60 (EO)		25W: 180~277 40W/60W: 180~295		C.C.	20	EnOcean DALI & BLE KNX/EIB		3	1. Io level selectable in one power unit 2. Terminal block
LCM-25/40/60(DA/BLE)									
LCM-25/40/ 60-KN									
LCM-40U / 60U (EO)									
LCM-40UDA / 60UDA									
		90~132				EnOcean DALI & Push DIM			
IDPV-25 / 45 / 65	A/Blank	25W/45W: 90~295 65W: 180~295		C.V.			2 in 1	3	1. PCB type 2. Terminal block
IDPC-25 / 45 / 65	A/Blank DALI	25W/45W: 90~295 65W: 180~295		C.C.			2 in 1 DALI		1. PCB type 2. Flicker free 3. Terminal block
PLP-30 / 45 / 60		90~264		C.C.			Io	2	PCB type
HLP-40H / 60H / 80H		90~305		C.C.		3 in 1	✓	3	PCB type
ERPF-400		90~264	half	C.V.			Vo	3	

## ► Non-PFC

Family		AC Input Range (VAC)	Potted	C.C. or C.V. (Note 1)	IP	Max. Eff.	Warranty (years)	Remark
Series Name	Type							
APV-8 / 12 / 16 / 25 / 35		90~264	✓ (16W/35W half)	C.V.	42	85%	2	
APC-8 / 12 / 16 / 25 / 35		90~264	✓ (16W/35W half)	C.C.	42	84%	2	
APV-8E / 12E / 16E		180~264	✓ (16W half)	C.V.	42	83%	2	
APC-8E / 12E / 16E		180~264	✓ (16W half)	C.C.	42	83%	2	
LPL-18 / LPH-18 LPV-20 / 35 / 60 / 100 / 150 LPVL-150		LPL: 90~132 LPH: 180~264 LPV-20~100: 90~264 LPV-150: 180~305 LPVL-150: 90~132	✓	C.V.	67	90%	2	
LPLC-18 / LPHC-18 LPC-20 / 35 / 60 / 100 / 150		LPLC: 90~132 LPHC: 180~264 LPC-20~100: 90~264 LPC-150: 180~305	✓	C.C.	67	90%	2	
OWA-60		90~264	✓	C.V.+C.C.	67*	91%	5	External type
ERP -200/350		180~264	half	C.V.		90%	3	

**Note 1** C.V. represents Constant Voltage Mode Output, whereas C.C. represents Constant Current Mode Output; C.P. represents constant power mode output. For C.V.+C.C., C.C., and C.V. operations, please refer to Application Q&A section on MEAN WELL LED website. (The C.C. only LED power supplies are suitable for directly driving LED modules, but not suitable for connecting with additional DC-DC LED drivers.)

**Note 2** 3 in 1 dimming: 1~10Vdc (or 0~10Vdc), PWM signal, or resistance.

2 in 1 dimming: 1~10Vdc (or 0~10Vdc), PWM signal.

DALI: DALI control technology

BLE: Bluetooth mesh dimming

For Timer Dimming and Smart Timer Dimming function, please contact MEAN WELL for details.

**Note 3** \* IP67 design for power body

# Certification Chart

## ▶ Metal Case

● : Certified for whole series ; ▲ : Certified for assigned models

Standard Series	Class 2 power unit	UL8750 (type“HL” <sup>①</sup> )	UL62368-1 EN62368-1	UL879	EN61347-1, EN61347-2-13	PSE J61347-1, J61347-2-13	EN55015	EN61000-3-2 Class □	EN55032 Class □	CE	CB	CCC (Note 1)
XLG-25/50	●	●HL			●	●	●	C		●	●	●
XLG-75/100	●	●HL		12V/24V	●	●	●	C		●	●	●
XLG-150/200/240		●HL		12V/24V(150W)	●	●	●	C		●	●	●
ELG-75/100	●	●HL			●		●	C		●	●	●
ELG-150/200/240		●HL			●		●	C		●	●	●
ELG- 300		●HL			●		●	C		●	●	●
ELG-75-C		●HL			●		●	C		●	●	●
ELG-100-C		●HL			●		●	C		●	●	●
ELG-150-C		●HL			●		●	C		●	●	●
ELG-200-C		●HL			●		●	C		●	●	●
ELG-240-C		●HL			●		●	C		●	●	●
ELGC-300		●HL			●		●	C		●	●	●
HLG-40H/60H	●	●HL			●	▲	●	C		●	●	●
HLG-80H	●	▲HL			●	▲	●	C		●	●	●
HLG-100H	●	●HL			●	▲	●	C	B	●	●	●
HLG-120H/150H		●HL			●	▲	●	C	B	●	●	●
HLG-185H		●HL			●	▲	●	C	B	●	●	●
HLG-240H/320H		●HL	●240W		●	▲	●	C	B	●	●	●
HLG-480H		●HL			●	▲	●	C	B	●	●	●
HLG-600H		●HL			●	●	●	C	B	●	●	●
HLG-60H-C		●			●		●	C		●	●	●
HLG-80H-C		●			●		●	C		●	●	●
HLG-120H-C		●			●	▲ A type	●	C		●	●	●
HLG-185H-C		●			●	▲ A type	●	C		●	●	●
HLG-240H-C		●HL			●		●	C		●	●	●
HLG-320H-C		●HL			●		●	C		●	●	●
HLG-480H-C		●HL			●		●	C		●	●	●
HVG-65	●	●					●	C				
HVG-100	●	●HL					●	C				
HVG-150		●HL					●	C				
HVG-240		●HL										
HVG-320		●HL										
HVG-480		●HL										
HVGC-65		●			●		●	C		●	●	
HVGC-100		●			●		●	C		●	●	
HVGC-150		●HL			●		●	C		●	●	
HVGC-240		●HL			●		●	C		●	●	
HVGC-320		●HL			●		●	C		●	●	
HVGC-480		●HL			●		●	C		●	●	
HVGC-650		●HL			●		●	C		●	●	
HVGC-1000		●HL			●		●	C		●	●	●
XBG-100/160/240		●HL			●		●	C		●	●	●

Note1: CCC models are offered as optional models.

# Certification Chart

## ▶ Metal Case

● : Certified for whole series ; ▲ : Certified for assigned models

Standard	Class 2 power unit	UL8750 (type"HL")	EN62368-1/LVD	UL879	EN61347-1, EN61347-2-13	PSE J61347-1, J61347-2-13	EN55015	EN61000-3-2 Class □	EN55032 Class □	CE	CB	CCC (Note 2)
Series												
HBG-100/160(DA)		●HL			●		●	C		●	●	●
HBG-200(DA)		●HL			●		●	C		●	●	●
HBG-240(DA)		●			●		●	C		●	●	●
HBGC-300		●HL			●		●	C		●	●	●
FDL-65							●	C		●		●
FDLC-80/100					●		●	C				●
FDHC-100					●		●	C		●	●	●
LDC-35/55/80(DA)		●			●		●	C		●	●	●
ERP-200/350			●350W								●	●
ERPF-400									A	●	●	●

**Note 2** : CCC models for HBG-100/160/240 are offered as optional models; CCC models for LDC-35/55/80(DA), except for LDC-55-DA2

**Note** : CQC models for ERP-200/350

**HL** : Type HL LED Driver for use in Class I, Division 2 hazardous location luminaires.

## ▶ Plastic Case & PCB Type

■ : GS Mark ; ● : Certified for whole series ; ▲ : Certified for assigned models

Standard	Class 2 power unit	UL8750 (type"HL")	EN62368-1/LVD	UL879	EN61347-1, EN61347-2-13	PSE J61347-1, J61347-2-13	EN55015	EN61000-3-2 Class □	EN55032 Class □	CE	CB	CCC (Note 3)
Series												
APV-8		●					●	A		●		●
APV-12/16	●	●			●		●	A		●	●	●
APV-25/35	●	●						A	B	●		
APC-8		●					●	A		●		●
APC-12/16	●	●					●	A		●		●
APC-25/35	▲	▲						A	B	●		
APV-8E/12E/16E					●		●	A		●	●	
APC-8E/12E/16E					●		●	A		●	●	
GSV30/60					●		●	C		●		
HBG-60 (P)	●	●			●		●	C		●	●	●
HBG-100P/160P/240P		●			●		●	C		●	●	●
HLN-40/60/80H	●	●			●		●	C		●	●	
HLP-40H/60H/80H	●	●			●		●	C		●	●	●
SLD-50/80	●	●HL			●		●	C		●	●	●
LCM-25/40/60(DA)(EO)		●			●		●	C		●	●	●
LCM-40U/60U(DA)(EO)		●										
LCM-25/40/60-KN					●		●	C		●	●	
IDLV-25(A)/45(A)/65(A)	●	●			●		●	C		●	●	●
IDLC-25(A)/45(A)/65(A)		●			●		●	C		●	●	●
IDPV-25(A)/45(A)/65(A)	●	●			●		●	C		●	●	●
IDPC-25(A)/45(A)/65(A)		●			●		●	C		●	●	●
ODLV-45(A)/65(A)		●			●		●	C		●	●	●
ODLC-45(A)/65(A)		●			●		●	C		●	●	●
ODLC-45-DA/65-DA		●			●		●	C		●	●	●

**Note 3** : CCC models for AP and HLN series are offered as optional models.



# Certification Chart

## Plastic Case & PCB Type

● : Certified for whole series ; ▲ : Certified for assigned models

Standard	Class 2 power unit	UL8750 (type "HL")	EN62368-1/LVD	UL879	EN61347-1, EN61347-2:13	PSE J61347-1, J61347-2-13	EN55015	EN61000-3-2 Class	EN55032 Class	CE	CB	CCC (Note 4)
LPL-18	●							A	B	●		
LPH-18	●		●					A	B	●	●	
LPV-20	●		●	●				A	B	●		
LPV-35	●		●					A	B	●	●	
LPV-60	▲		●	▲				A	B	●	●	
LPV-100		●	●	●				A	B	●		
LPV-150		●	●	●				A	B	●		
LPVL-150		●		●				A	B			
LPHC-18								A	A	●		
LPC-20	●		●	●				A	B	●		
LPC-35	●		●					A	B	●		
LPC-60	●		●					A	B	●	●	
LPC-100			●					A	B	●		
LPC-150			●					A	B	●		
LPF-16(D)/25(D)	●	●			●	●	●	C		●	●	●
LPF-40(D)/60(D)	●	●			●	●	●	C		●	●	●
LPF-90(D)	●	●HL			●	●	●	C		●	●	●
LPFH-60(D)	●	●HL									●	
NPF-40(D)	●	●HL			●		●	C		●	●	●
NPF-60(D)	●	●HL			●		●	C		●	●	●
NPF-90(D)	▲	●			●		●	C	B	●	●	●
NPF-120(D)		●HL			●		●	C		●	●	●
OWA-60E								A	B	●	●	
OWA-60U	●	●										
OWA-90E										●		
OWA-90U	▲	●										
OWA-120E										●	●	
OWA-120U		●										
PCD-16 (A/B)	●	●			▲ B type		▲ B type	C		▲ B type	●	●
PCD-25 (A/B)	●	●			▲ B type		▲ B type	C		▲ B type	●	●
PCD-40					●		●	C		●	●	●
PCD-60					●		●	C		●	●	
PLC-30	●				●	●	●	C		●	●	
PLC-45/60/100	●				●	●	●	C	B	●	●	
PLD-16 (A/B)	●	●			▲ B type		▲ B type	C		▲ B type	●	●
PLD-25	●	●			●		●	C		●	●	●
PLD-40					●		●	C		●	●	●
PLD-60					●		●	C		●	●	
PLM-12(E)	▲Blank	▲Blank			●		●	C		●	●	●
PLM-25(E)	▲	▲Blank			●		●	C		●	●	●
PLN-20	●	●			●		●	C		●	●	
PLN-30	●			●	●		●	C		●	●	
PLN-45	●	●		●	●		●	C		●	●	
PLN-60	●	●		●	●		●	C	B	●	●	
PLN-100	●	●		●	●		●	C	B	●	●	
PLP-30/45/60	●	●			●		●	C		●	●	●
PWM-40	●	●HL			●		●	C		●	●	●
PWM-60	●	●HL			●		●	C		●	●	●
PWM-90	▲	●			●		●	C		●	●	●
PWM-120/200		●HL			●		●	C		●	●	●

**Note 4** : Except for PLC, PLM-E and PLP series that the standard models are certified for CCC, CCC models are offered as optional models.  
**HL**: Type HL LED Driver for use in Class I, Division 2 hazardous location luminaires.

# Solutions

With more than 30 years experience, MEAN WELL, the leading brand of the power supply and LED driver, officially launches five solution websites, including LED lighting, LED display, Medical power, KNX smart building, and System power supply. Through these five websites, we hope to share our years of experience and knowledge of power supplies with you.

In each solution website, a comprehensive content was offered, covering from basic model recommendations to the thorough solutions offer for each application. If you are looking for those five related solutions, come and visit our website for answers! We hope our website can be another helpful resource for your next design.



Choose the right  
PSU & LED Drivers  
to Create  
A Brand New  
Experience  
for Customers



## LED Lighting Solution

- Outdoor Lighting
- Indoor Lighting
- High Bay Lighting
- Horticulture Lighting
- Specific Lighting



## LED Display Solution

- Indoor Full Color
- Outdoor Full Color
- Fine Pitch
- Rental



## Medical Power Solution

- Diagnostic Imaging System
- Analysis and Laboratory
- Home Healthcare
- Rehabilitation and Assistive Device



## KNX Smart Building Power Solution

- Indoor Lighting Control
- Heating System Control
- Blinder System Control
- Total Power Solution



## Configurable Power Solution

- Industrial Application
- Lighting Application
- Charging Application
- ICT Application
- Medical Application



# Selection Guide

## LED Driver Selection Method

### STEP 1 Confirm the forward current and voltage required by the luminaires

Confirm the LED lumen required and the suitable LED (chip) brand. Then, choose the fitting LED drivers based on the forward current and forward Voltage ( Vf ) of the specification.

### STEP 2 Confirm the application and function of the luminaires (driver)

After acquiring the forward current and forward voltage of the LED specifications, choosing the driver models according to the application and design of the luminaire, such as indoor/ outdoor application/ PFC / waterproof protection /dimming function/ input voltage range /safety regulations... etc.

### STEP 3 Choose the suitable LED drivers from MEAN WELL website

Confirm all the required functions. Through "Quick Search" of MEAN WELL website, choose the appropriate LED drivers via the options provided.

### STEP 4 Confirm the specifications of the LED drivers

When finding the suitable products through " Quick search", please refer to the product specification to confirm the voltage range and current of the driver and the related electrical features: dimming functions / waterproof function / operating temperature/warranty and other requirements. Furthermore, it is recommended that the lowest usage range of the chosen LED driver voltage is at least 2V higher than the actual application Vf voltage to avoid the LED light flashing due to the situation that Vf decreases when operating. In addition, when selecting the driver, add 20% wattage of the actual lamp to reduce the quality problems caused by the long-term operation and the high ambient temperature.

### STEP 5 Contact MEAN WELL sales or distributors

After confirming the specifications of the product; however, unable to choose suitable products, please feel free to contact MEAN WELL sales or distributors through website Sales Inquiry to make an inquiry, including if the selection is appropriate/ samples can be purchased...etc. Moreover, if you have purchased a sample, please test the electrical features and temperature of the drivers with the luminaire to ensure that luminaires have the best heat dissipation convection / optical design and correct electrical features.

## LDHV-60 Series

High Voltage DC input DC-DC LED driver

- DC/DC step-down converter
- Constant current output: 700mA to 2100mA
- Wide input voltage: 100 ~ 420VDC
- Cooling by free air convection
- Fully encapsulated with IP67 level for pin and wire style
- Built-in 3 in 1 dimming function(dim-to-off)
- Compact size
- Suitable for DC source illumination luminaire
- Protections:  
Short circuit / Over temperature
- 3 years warranty

Coming Soon



## LDDS-H Series

Slim and linear DC input DC-DC LED driver

- Constant current led driver
- High efficiency up to 95%
- Wide input and output voltage range
- Input voltage up to 52v
- Analogue dimming control
- Protections:  
Short circuit / Over temperature
- 3 years warranty

Coming Soon



# Media Kit

## MEAN WELL E-news

Find the "SUBSCRIBE" at the footer of MEAN WELL website. Fill in the E-News Subscribe Form, and last click the "SUBSCRIBE". Then, our confirmation e-mail will be sent to you.



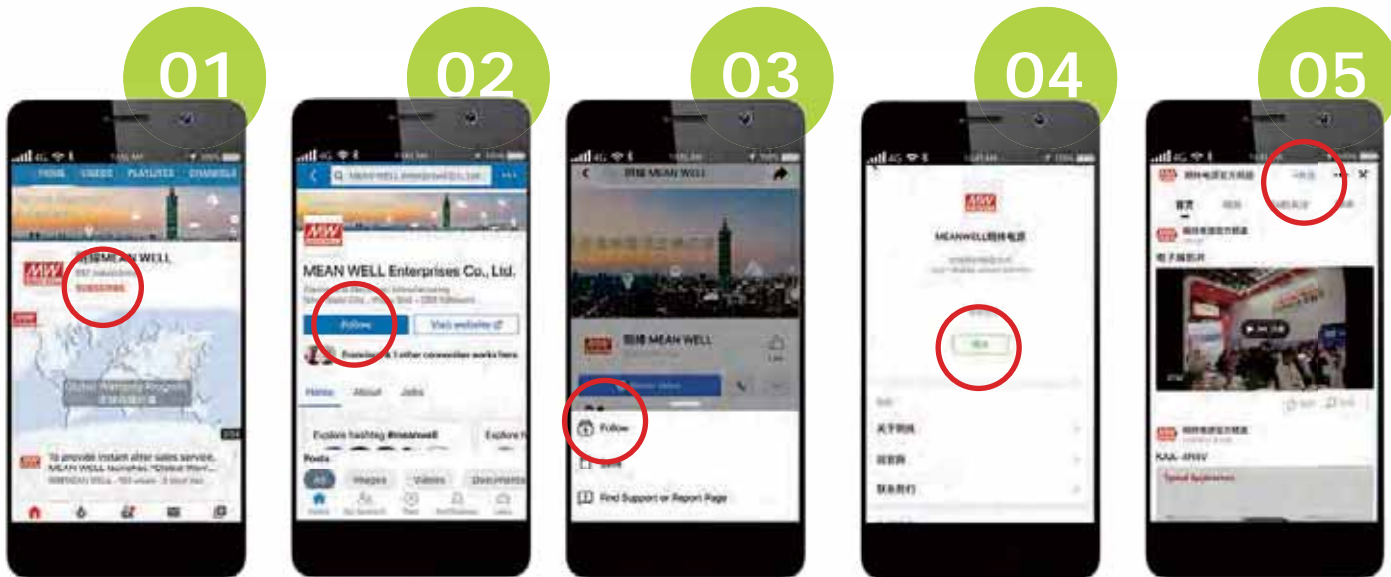
## MEAN WELL NEWS APP



Install MEAN WELL NEWS APP, and you won't miss our latest news.



## Social Media



### 01 YouTube

- Scan the QR code
- Press "SUBSCRIBE" button
- Turn on the bell. So you won't miss any videos.




### 02 LinkedIn

- Scan the QR code
- Navigate into MEAN WELL page and "Following" us.



### 03 Facebook

- Scan the QR code
- Find the icon  and choose "FOLLOW"
- Don't forget to "Like" us.



### 04 WeChat

- Search official account "MEAN WELL" in WeChat APP
- Click the "FOLLOW" button




### 05 YouKu

- Scan the QR code
- Press the "SUBSCRIBE" button on the top





# Powered by MEAN WELL



## Concept

MEAN WELL devoted to industrial PSU and LED drivers for years. Now, we ranked the top 5 global PSU manufacturers and the 2nd in LED drivers. Coincidentally, many equipment and lighting manufacturers use our products, which inspires us to come up with the “Powered by MEAN WELL” joint marketing plan.

## Purpose






Taking “Powered by MEAN WELL” as a starting point, we invite premium clients who agree with our brand spirit to become our “Reliable Power Partners”. We use “Powered by MEAN WELL” as our main co-marketing strategy for mutual brand promotion and to further achieve win-win situation.



PBM WEBSITE


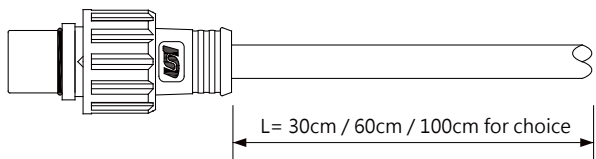
# Waterproof Connector

## Female Waterproof Output Connector (Power supply side)

Waterproof Connector	Pin Configuration (Female)								
	M12		M15		M20.5		M20.8		
		Order No. : M12-02		Order No. : M12-04		Order No. : M15-02		Order No. : M20.5-02	Order No. : M20.8-02
	2-pin (5A/PIN)	Suitable Current : 5A max.	4-pin (5A/PIN)	Suitable Current : 10A max.	2-pin (12A/PIN)	Suitable Current : 12A max.	2-pin (20A/PIN)	Suitable Current : 20A max.	Suitable Current : 20A max.

- ▶ The output cable can be modified to include different waterproof connectors by MEAN WELL. Minimum order quantity may vary for different models.
- ▶ We would suggest you to order the configurations of "M15 connector with length of 20cm / 30cm / 45cm / 60cm / 80cm / 100cm cables" due to its cost effectiveness and fast delivery. Ordering other connector type or cable lengths will have higher cost and longer lead-time.
- ▶ Suitable for CLG / HLG / HLG-C / HVG(C) / ELG / ELG-C / HBG / CEN / HSG / HLN / LPF / NPF / PWM series.

## Male Waterproof Output Connector with Cable (System side)

Figure	Drawing
	

- ▶ MEAN WELL offers male waterproof connectors with cable length of 30cm, 60cm, and 100cm as our standard mating accessories. These mating accessories need to be ordered together with PSU. For other length or cable style, the higher MOQ requirement and long lead-time will be expected. Please consult MEAN WELL for details.

## Order No.

**M12-02M-30-U1-UN**

① ② ③ ④ ⑤ ⑥

Connector Type: Male / Female

①	M12	M15	M20.5	M20.8
	UN & CH	UN & CH	UN only	CH only

No. of PIN

②	2P	4P	M15, M20.5 and M20.8 only have 2-pin choice
	2pin	4pin	

③	M	F
	Male (System Side)	Female (PSU Side)

Cable Length: Male with Cable

④	30	60	100
	30cm	60cm	100cm

Cable Length: Female with Cable

	20	30	45	60	80	100
	20cm	30cm	45cm	60cm	80cm	100cm


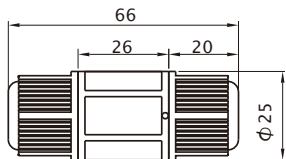
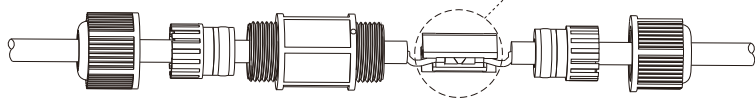
Cable Type

⑤	U1	E1
	SJTW (USA)	H05RN-F (EURO)

Brand Name

⑥	UN	CH
	UNICABLE (Made in Taiwan)	CHOGORI (Made in China)

## Waterproof Cable Joiner

	
Order No. : CJ04-1 CJ04-2	
	<p>CJ04-1 suitable for 14AWG~16AWG CJ04-2 suitable for 18AWG~22AWG</p> <p>Up to four wires can be connected through this cable joiner by soldering or clamping by tools.</p>

- ▶ CJ04 cable joiner can be purchased independently for user's own assembly.



#### Taiwan

明纬企业股份有限公司(总部)  
**MEAN WELL ENTERPRISES CO., LTD. (Headquarters)**  
24891 新北市五股区五权三路28号  
No.28, Wuquan 3rd Rd., Wugu Dist.,  
New Taipei City 24891, Taiwan (R.O.C.)  
Tel : +886-2-2299-6100(rep.)  
info@meanwell.com www.meanwell.com

#### China

明纬(广州)电子有限公司  
**MEAN WELL (GUANGZHOU) ELECTRONICS CO., LTD.**  
广州市花都区花东镇金谷南路11号  
No.11, Jingu South Road, Huadong Town,  
Huadu District, Guangzhou, Guangdong, China  
Tel : +86-20-3773-7100 / 400-800-3608(sales)  
+86-755-2359-1630(Shengzhen Office)  
广州市天河区东圃镇黄村粤安工业园A栋2楼  
2F, A Building, Yuan Industry Park, Huangcun,  
Dongpu Town, Tianhe District, Guangzhou, China  
Post Code: 510660  
Tel : +86-20-2887-1200(rep.)  
info@meanwell.com.cn  
www.meanwell.com.cn

苏州明纬科技有限公司  
**SUZHOU MEAN WELL TECHNOLOGY CO., LTD.**  
江苏省苏州市相城区东桥镇健民路77号  
No.77, Jian-Min Rd. Dong-Qiao Town,  
Xiang-Cheng District, Suzhou, Jiang-Su, China  
Post Code: 215152  
Tel : +86-512-6508-8600  
+86-10-5200-1817(Beijing Office)  
info@meanwell.cc  
www.meanwell.cc

#### U.S.A.

**MEAN WELL USA, INC.**  
44030 Fremont Blvd., Fremont,  
CA 94538, U.S.A.  
Tel : +1-510-683-8886  
info@meanwellusa.com  
www.meanwellusa.com

#### Europe

**MEAN WELL EUROPE B.V.**  
Langs de Werf 8, 1185XT Amstelveen,  
The Netherlands  
Tel : +31-20-758-6000  
info@meanwell.eu  
www.meanwell.eu



请与在地经销商联系



This catalog is printed  
with soy ink

## X-ON Electronics

Largest Supplier of Electrical and Electronic Components

*Click to view similar products for [LED Power Supplies](#) category:*

*Click to view products by [Mean Well](#) manufacturer:*

Other Similar products are found below :

[PIFC-K250F](#) [PITB-K222A](#) [AC-A60VD24H2.5](#) [ALD-514012PJ134](#) [PWD-60-1-70-P](#) [ESS030W-1050-21](#) [BPOXL 4-12-035](#) [ESS010W-0180-42](#) [ESS010W-0350-24](#) [ESS010W-0200-42](#) [ESM060W-1400-42](#) [ESS010W-0500-12](#) [SLM140W-1.05-130-ZA](#) [ESS015W-0700-18](#) [HVG-240-54AB](#) [OTE 25/220-240/700 PC](#) [OT FIT 30/220-240/700 CS](#) [DAL30W-0600-42-T](#) [HVG-320-48AB](#) [CNB30W-0600-42-CAS](#) [87500757](#) [I-SELECT 2 PLUG 2100MA BL](#) [LCU 48V 75W DC-STR FO](#) [LC 45 W 500-1400 MA FLEXC SC EXC](#) [I-SELECT 2 PLUG 2000MA BL](#) [LC 50/200-350/170 FLEXCC LP SNC3](#) [LCO 14/100-500/38 O4A NF C EXC3](#) [LC 28W 300-700MA 42 FLEXC NF SC EXC3](#) [LC 44/1050/42 FIXC SRL ADV2](#) [LCA 60W 900-1750MA ONE4ALL C PRE](#) [LC 8/180/44 FIXC SR SNC2](#) [LC 19/200-350/54 FLEXC LP SNC4](#) [BXDR-PS-75BS-E116D-01-A](#) [LC 30/500/54 FIXC SR SNC2](#) [LCA 60W 24V ONE4ALL SC PRE SP](#) [LC 60W 75-330MA 310V FLEXC NF H16 EXC4](#) [LC 8/180/42 FIXC PC SR SNC2](#) [LC 10/350/29 FIXC SR SNC2](#) [LC 25/500/43 FIXC SR SNC2](#) [LC 50/100-400/140 PO4A NF H16 PRE3](#) [LC 25/600/42 FIXC SRL ADV2](#) [LCO 24/200-1050/39 NF C ADV3](#) [ELEMENT 35/220...240/900 G3](#) [LC 25W 350-1050MA FLEXC SR EXC](#) [LC 35W 24 ONE4ALL IP PRE](#) [BXDR-PS-25BS-E107D-01-A](#) [LC 17W 250-700MA FLEXC SR EXC](#) [LC 15W 350MA FIXC C SNC](#) [LC 14W 700MA FIXC PC SR SNC2](#) [LC 200W 24V SC SNC](#)