



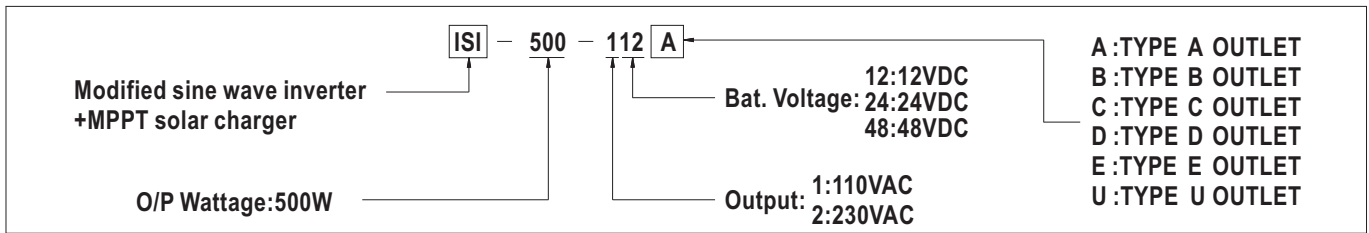
■ Features :

- High surge power up to 1000W
- Power ON-OFF switch
- Protections: Bat. low alarm / Bat. low shutdown / Over temp. / Output short / Input polarity reverse / Over load
- High frequency design
- AC Output voltage regulation : $\pm 10\%$
- AC Output waveform : Modified sine wave
- Modified models available(optional): 100/115/120VAC or 200/220/240VAC
- Cooling fan ON-OFF control
- Built-in 500W MPPT solar charger, MPPT efficiency: 98%(Typ.)
- Built-in battery low relay contact
- LED indicator for operation status
- 2 years warranty



SPECIFICATION

MODEL		ISI-500-112□	ISI-500-124□	ISI-500-148□	ISI-500-212□	ISI-500-224□	ISI-500-248□	
OUTPUT	RATED POWER	350W	500W	500W	350W	500W	500W	
	MAXIMUM OUTPUT POWER (Typ.)	550W for 1 minute / surge power 1000W for 30 cycles (112, 212 models : 385W for 1 minute / surge power 700W for 30 cycles)						
	WAVEFORM	Modified sine wave						
	AC VOLTAGE	110V			230V			
	FREQUENCY	60Hz \pm 0.5Hz			50Hz \pm 0.5Hz			
	AC REGULATION	$\pm 10\%$						
	LED INDICATOR	Green: Inverter OK		Green (flashing): Inverter OK and charging		Red: abnormal		
INPUT	BAT. VOLTAGE	12V	24V	48V	12V	24V	48V	
	VOLTAGE RANGE <small>Note.3,4</small>	10.5 ~ 15VDC	21 ~ 30VDC	42 ~ 60VDC	10.5 ~ 15VDC	21 ~ 30VDC	42 ~ 60VDC	
	DC CURRENT (Typ.)	35A	25A	12.5A	35A	25A	12.5A	
	NO LOAD CURRENT DRAW	0.8A	0.4A	0.2A	0.8A	0.4A	0.2A	
	OFF MODE CURRENT DRAW	$\leq 1\text{mA}$						
	EFFICIENCY (Typ.) <small>Note.1</small>	85%	87%	87%	86%	88%	88%	
	BATTERY TYPE	Open & sealed Lead Acid						
SOLAR PANEL INPUT	VOLTAGE RANGE	20 ~ 40V	35 ~ 80V	70 ~ 160V	20 ~ 40V	35 ~ 80V	70 ~ 160V	
	MAX. SHORT CIRCUIT CURRENT	15A	15A	7.5A	15A	15A	7.5A	
	RATED CHARGE POWER (Typ.)	350W	500W	500W	350W	500W	500W	
SOLAR CHARGER	MAX. CHARGE VOLTAGE	14V	28V	56V	14V	28V	56V	
	MAX. CHARGE CURRENT	25A	20A	10A	25A	20A	10A	
BATTERY INPUT PROTECTION	FUSE	40A	30A	15A	40A	30A	15A	
	BAT. LOW ALARM <small>Note.4</small>	11V	22V	44V	11V	22V	44V	
	BAT. LOW SHUTDOWN <small>Note.4</small>	10.5V	21V	42V	10.5V	21V	42V	
	REVERSE POLARITY	By internal fuse						
OUTPUT PROTECTION	OVER TEMPERATURE	70 $^{\circ}$ C \pm 10 $^{\circ}$ C			65 $^{\circ}$ C \pm 10 $^{\circ}$ C			
	OUTPUT SHORT	Protection type : Shut down o/p voltage, re-power on to recover ; by internal RTH9 detect on power transistor						
	OVER LOAD	Protection type : Shut down o/p voltage, re-power on to recover ; >105% load @ 60 sec.						
FUNCTION	BAT. LOW RELAY CONTACT	Open : Battery low ; Short : Battery ok						
ENVIRONMENT	WORKING TEMP. <small>Note.2</small>	-20 ~ +40 $^{\circ}$ C @ 100% load ; 60 $^{\circ}$ C @ 50% load						
	WORKING HUMIDITY	20% ~ 90% RH non-condensing						
	STORAGE TEMP., HUMIDITY	-30 ~ +70 $^{\circ}$ C / -22 ~ +158 $^{\circ}$ F, 10 ~ 95% RH						
	VIBRATION	10 ~ 500Hz, 2G 10min./1cycle, 60min. each along X, Y, Z axes						
EMC	LVD	None				EN60950-1		
	WITHSTAND VOLTAGE	Bat. I/P - AC O/P:3.0KVAC AC O/P - FG:1.5KVAC						
	ISOLATION RESISTANCE	Bat. I/P-AC O/P, Bat. I/P-FG, AC O/P-FG:100M Ohms / 500VDC / 25 $^{\circ}$ C / 70% RH						
	EMC EMISSION	Compliance to FCC part 15 class A				Compliance to EN55022 class A		
	EMS IMMUNITY	None				Compliance to EN61000-4-2,3,8		
OTHERS	MTBF	81.1K hrs min. MIL-HDBK-217F (25 $^{\circ}$ C)						
	DIMENSION	205*158*67mm (L*W*H)						
	PACKING	1.92Kg; 6pcs/12.5Kg/1.55CUFT						
NOTE	1.Efficiency is tested by 350W, linear load at 13V, 26V, 52V input voltage. 2.Output derating capacity referenced by curve 1. 3.Input derating capacity referenced by curve 2. 4.The tolerance of each voltage value by models is:112/212 \rightarrow \pm 0.5V;124/224 \rightarrow \pm 1V;148/248 \rightarrow \pm 2V. 5.All parameters not specified above are measured at rated load, 25 $^{\circ}$ C of ambient temperature.							

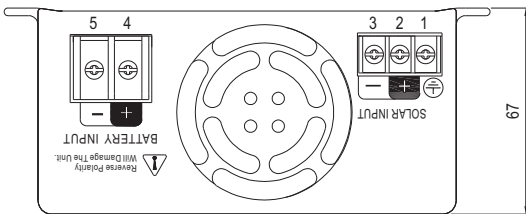


AC Output Receptacles (optional)

Receptacle type						
	TYPE-A (Standard)	TYPE-B (Standard)	TYPE-C (Optional)	TYPE-D (Optional)	TYPE-E (Optional)	TYPE-U (Optional)
Country	USA	EUROPE	AUSTRALIA	U.K	JAPAN	UNIVERSAL
Certificate	FC	CE	CE	CE	FC	Non

Mechanical Specification

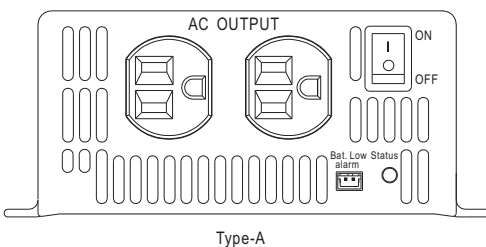
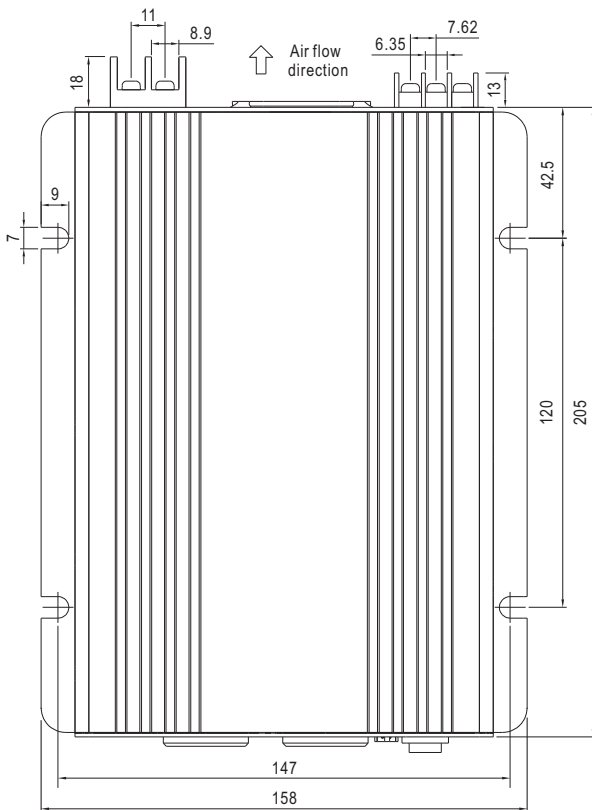
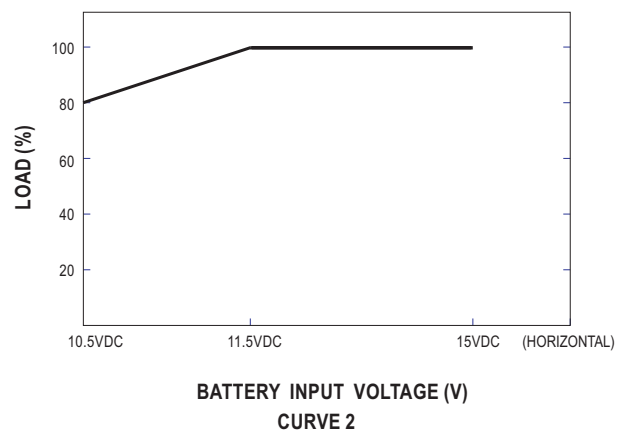
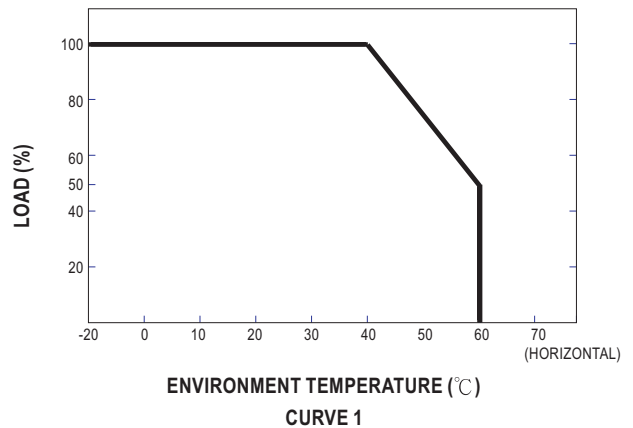
Unit:mm



Input Terminal Pin No. Assignment

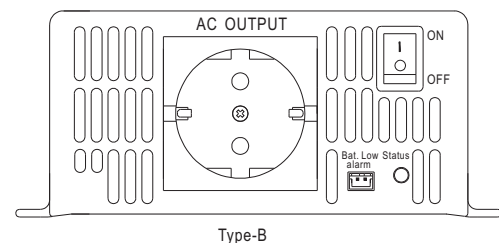
Pin No.	Assignment	Pin No.	Assignment
1	FG \perp	4	Battery POS(+)
2	Solar POS(+)	5	Battery NEG(-)
3	Solar NEG(-)		

Derating Curve



Bat. Low Relay Connector : JST B-XH or equivalent

Open	Battery low
Short	Battery OK



X-ON Electronics

Largest Supplier of Electrical and Electronic Components

Click to view similar products for [Power Inverters](#) category:

Click to view products by [Mean Well](#) manufacturer:

Other Similar products are found below :

[PV-400FC](#) [PV550](#) [3SIR400012](#) [IPS-900 24V/230V](#) [SINUS600 24V](#) [PE-35](#) [PE-40](#) [PS-250](#) [TS-1500-224B](#) [TS-1000-224B](#) [TS400-224B](#) [TN-1500-248B](#) [IPS-1000S 12V/230V ECO MODE](#) [IPS-1200S 24V/230V ECO MODE](#) [IPS-4000S 12V/230V ECO MODE](#) [IPS-5000S 24V/230V ECO MODE](#) [IPS-800U 12V/230V](#) [3IPS030024](#) [3IPS40012](#) [3IPS40024](#) [3IPS050012](#) [3SP091512E](#) [3IPS050024](#) [3IPS100024](#) [3IPS500012](#) [3IPS500024](#) [3IPS651012](#) [3IPS651024](#) [3IPS912246](#) [3IPS912249](#) [3SIP500012](#) [3SIP500024](#) [3SIR400024](#) [RED-16 24/12V 16A](#) [RED-6 24/12V 6A](#) [DC 200 24/12V 15A VER. 2](#) [DC-400 24/12V 30A](#) [DC PRO 400 24/12V 30A](#) [DC-600 24/12V 40A](#) [DC PRO 600 24/12V 45A](#) [3ZHP1LED34](#) [3SIP300012](#) [3SIP400012](#) [3SIP400024](#) [3SIR150012](#) [3SIR150024](#) [3SIR300012](#) [3SIR300024](#) [IPS500 PLUS 12V](#) [RV-16](#)