

- Features :
 - Universal AC input / Full range
 - Protections: Short circuit / Overload / Over voltage
 - Cooling by free air convection
 - 100% full load burn-in test
 - Fix switching frequency at 134KHz
 - 2 years warranty

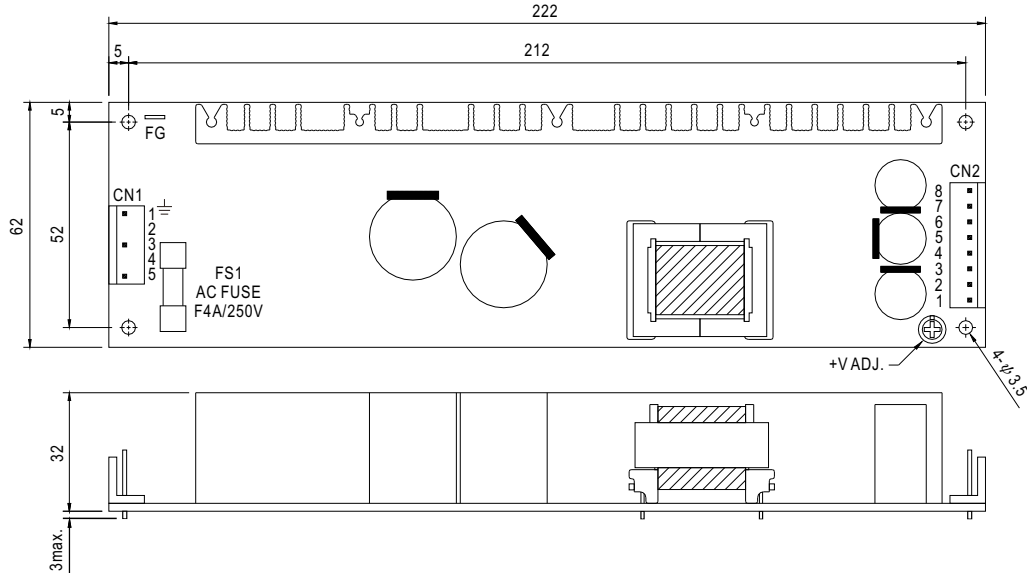


SPECIFICATION

| MODEL | LPS-100-3.3 | LPS-100-5 | LPS-100-7.5 | LPS-100-12 | LPS-100-13.5 | LPS-100-15 | LPS-100-24 | LPS-100-27 | LPS-100-48 | | |
|-----------------------|--|--|--------------------------|----------------------------------|--------------|----------------|--|------------------|--------------|--------------|--|
| OUTPUT | DC VOLTAGE | 3.3V | 5V | 7.5V | 12V | 13.5V | 15V | 24V | 27V | 48V | |
| | RATED CURRENT | 20A | 20A | 13.3A | 8.4A | 7.5A | 6.7A | 4.2A | 3.8A | 2.1A | |
| | CURRENT RANGE | 0 ~ 20A | 0 ~ 20A | 0 ~ 13.3A | 0 ~ 8.4A | 0 ~ 7.5A | 0 ~ 6.7A | 0 ~ 4.2A(6A 10s) | 0 ~ 3.8A | 0 ~ 2.1A | |
| | RATED POWER | 66W | 100W | 99.75W | 100.8W | 101.25W | 100.5W | 100.8W(144W 10s) | 102.6W | 100.8W | |
| | RIPPLE & NOISE (max.) Note.2 | 150mVp-p | 100mVp-p | 100mVp-p | 100mVp-p | 100mVp-p | 100mVp-p | 150mVp-p | 150mVp-p | 200mVp-p | |
| | VOLTAGE ADJ. RANGE | 3 ~ 3.6V | 4.5 ~ 5.7V | 6 ~ 9V | 10 ~ 13.2V | 12 ~ 15V | 13.5 ~ 18V | 20 ~ 26.4V | 26 ~ 32V | 41 ~ 56V | |
| | VOLTAGE TOLERANCE Note.3 | ±3.0% | ±3.0% | ±2.0% | ±2.0% | ±2.0% | ±2.0% | ±1.0% | ±1.0% | ±1.0% | |
| | LINE REGULATION | ±0.5% | ±0.5% | ±0.5% | ±0.5% | ±0.5% | ±0.5% | ±0.5% | ±0.5% | ±0.5% | |
| | LOAD REGULATION | ±2.0% | ±2.0% | ±1.5% | ±1.5% | ±1.5% | ±1.5% | ±0.5% | ±0.5% | ±0.5% | |
| | SETUP, RISE TIME | 800ms, 50ms/230VAC | | 1200ms, 50ms/115VAC at full load | | | | | | | |
| HOLD UP TIME (Typ.) | 20ms/230VAC | | 20ms/115VAC at full load | | | | | | | | |
| INPUT | VOLTAGE RANGE | 88 ~ 132VAC / 176 ~ 264VAC auto switch | | | 248 ~ 370VDC | | [DC input operation possible by connecting AC/N(-), AC/L(+)] | | | | |
| | FREQUENCY RANGE | 47 ~ 63Hz | | | | | | | | | |
| | EFFICIENCY(Typ.) | 69% | 77% | 77% | 79% | 79% | 80% | 80% | 81% | 81% | |
| | AC CURRENT (Typ.) | 2.3A/115VAC | | 1.5A/230VAC | | | | | | | |
| | INRUSH CURRENT (Typ.) | COLD START 30A/115VAC | | | 60A/230VAC | | | | | | |
| | LEAKAGE CURRENT | <1mA / 240VAC | | | | | | | | | |
| PROTECTION | OVERLOAD | 105 ~ 140% (+24V: above 6.5A) rated output power Protection type : Hiccup mode, recovers automatically after fault condition is removed | | | | | | | | | |
| | OVER VOLTAGE | 3.8 ~ 4.45V | 5.75 ~ 6.75V | 9.4 ~ 10.9V | 13.8 ~ 16.2V | 15.5 ~ 18.2V | 18 ~ 21V | 27.6 ~ 32.4V | 33.7 ~ 39.2V | 57.6 ~ 67.2V | |
| ENVIRONMENT | WORKING TEMP. | -10 ~ +60°C (Refer to "Derating Curve") | | | | | | | | | |
| | WORKING HUMIDITY | 20 ~ 90% RH non-condensing | | | | | | | | | |
| | STORAGE TEMP., HUMIDITY | -20 ~ +85°C, 10 ~ 95% RH | | | | | | | | | |
| | TEMP. COEFFICIENT | ±0.05%/°C (0 ~ 50°C) | | | | | | | | | |
| | VIBRATION | 10 ~ 500Hz, 2G 10min./1cycle, period for 60min. each along X, Y, Z axes | | | | | | | | | |
| SAFETY & EMC (Note 4) | SAFETY STANDARDS | UL62368-1, TUV BS EN/EN62368-1, EAC TP TC 004 approved | | | | | | | | | |
| | WITHSTAND VOLTAGE | I/P-O/P:3KVAC | | I/P-FG:2KVAC | | O/P-FG:0.5KVAC | | | | | |
| | ISOLATION RESISTANCE | I/P-O/P, I/P-FG, O/P-FG:100M Ohms / 500VDC / 25°C / 70% RH | | | | | | | | | |
| | EMC EMISSION | Compliance to BS EN/EN55032 (CISPR32) Class B, BS EN/EN61000-3-2,-3, EAC TP TC 020 | | | | | | | | | |
| OTHERS | EMC IMMUNITY | Compliance to BS EN/EN61000-4-2,3,4,5,6,11, light industry level, criteria A, EAC TP TC 020 | | | | | | | | | |
| | MTBF | 203.6Khrs min. | | MIL-HDBK-217F (25°C) | | | | | | | |
| | DIMENSION | 222*62*32mm (L*W*H) | | | | | | | | | |
| | PACKING | 0.45Kg; 24pcs/12.5Kg/1.63CUFT | | | | | | | | | |
| NOTE | 1. All parameters NOT specially mentioned are measured at 230VAC input, rated load and 25°C of ambient temperature. 2. Ripple & noise are measured at 20MHz of bandwidth by using a 12" twisted pair-wire terminated with a 0.1uf & 47uf parallel capacitor. 3. Tolerance : includes set up tolerance, line regulation and load regulation. 4. The power supply is considered a component which will be installed into a final equipment. All the EMC tests are been executed by mounting the unit on a 360mm*360mm metal plate with 1mm of thickness. The final equipment must be re-confirmed that it still meets EMC directives. For guidance on how to perform these EMC tests, please refer to "EMI testing of component power supplies." (as available on http://www.meanwell.com) 5. If the input range 85V-89V, the output load is changed from 0A-rated load, There will be reduced 20V for 1second (LPS-100-24). 6. Mounting holes M1 and M2 should be grounded for EMI purposes. 7. The ambient temperature derating of 3.5°C/1000m with fanless models and of 5°C/1000m with fan models for operating altitude higher than 2000m(6500ft). ※ Product Liability Disclaimer : For detailed information, please refer to https://www.meanwell.com/serviceDisclaimer.aspx | | | | | | | | | | |

■ Mechanical Specification

Unit:mm



AC Input Connector (CN1) : JST B5P-VH or equivalent

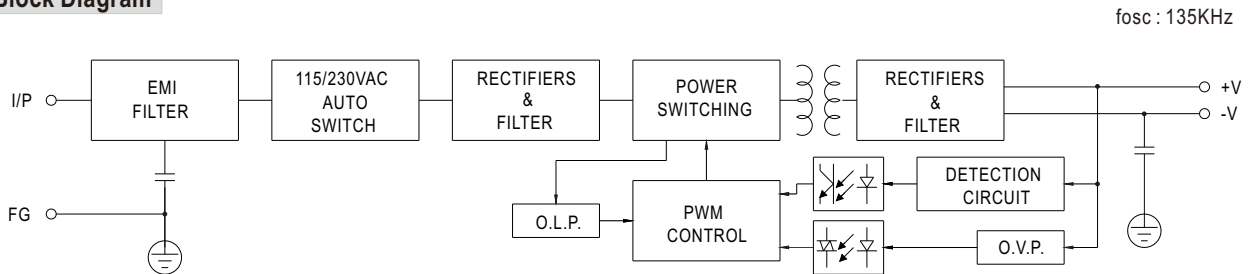
| Pin No. | Assignment | Mating Housing | Terminal |
|---------|-------------|-----------------------|--------------------------------|
| 1 | FG \equiv | JST VHR or equivalent | JST SVH-21T-P1.1 or equivalent |
| 2,4 | No pin | | |
| 3 | AC/N(-) | | |
| 5 | AC/L(+) | | |

DC Output Connector (CN2) : JST B8P-VH or equivalent

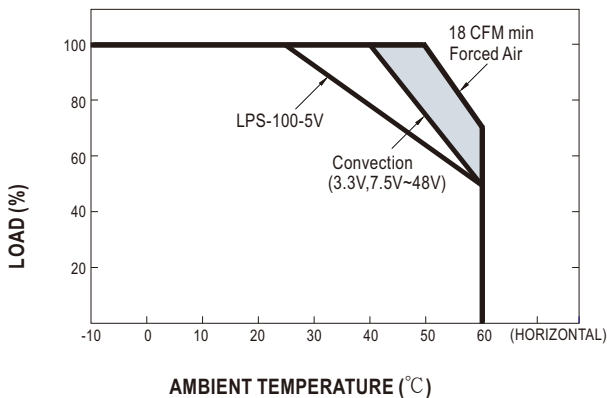
| Pin No. | Assignment | Mating Housing | Terminal |
|---------|------------|-----------------------|--------------------------------|
| 1,2,3,4 | +V | JST VHR or equivalent | JST SVH-21T-P1.1 or equivalent |
| 5,6,7,8 | -V | | |

\equiv : Grounding Required
CN1:Pin 1 is safety ground

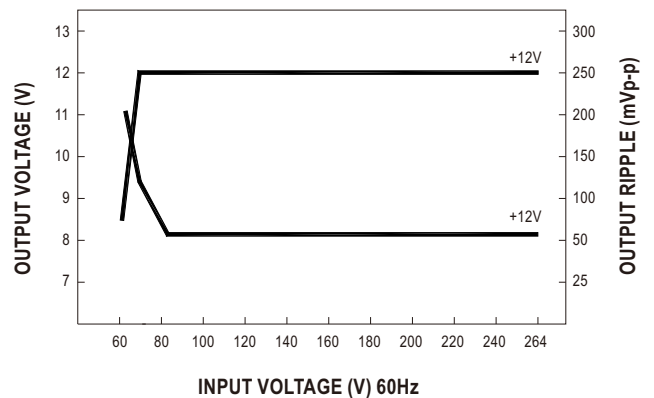
■ Block Diagram



■ Derating Curve



■ Static Characteristics (12V)



X-ON Electronics

Largest Supplier of Electrical and Electronic Components

Click to view similar products for [Switching Power Supplies](#) category:

Click to view products by [Mean Well](#) manufacturer:

Other Similar products are found below :

[70841011](#) [73-551-0005](#) [73-551-0048](#) [PS3E-B12F](#) [PS3E-E12F](#) [AAD600S-4-OP](#) [R22095](#) [KD0204](#) [9021](#) [LDIN100150](#) [LPM000-BBAR-01](#)
[LPX17S-C](#) [EVS57-10R6/R](#) [FP80](#) [FRV7000G](#) [22929](#) [PS3E-F12F](#) [CQM1IA121](#) [40370121900](#) [VI-PU22-EXX](#) [40370121910](#) [LDIN5075](#)
[LPM615-CHAS](#) [LPX140-C](#) [09-160CFG](#) [70841025](#) [VPX3000-CBL-DC](#) [LPM000-BBAR-05](#) [LPM000-BBAR-08](#) [LPM124-OUTA1-48](#)
[LPM000-BBAR-07](#) [LPM109-OUTA1-10](#) [LPM616-CHAS](#) [08-30466-1055G](#) [08-30466-2175G](#) [08-30466-2125G](#) [DMB-EWG](#) [TVQF-1219-](#)
[18S](#) [6504-226-2101](#) [CQM1IPS01](#) [SP-300-5](#) [CQM1-IPS02](#) [VI-MUL-ES](#) [22829](#) [08-30466-0065G](#) [VI-RU031-EWWX](#) [08-30466-0028G](#) [VI-](#)
[LUL-EU](#) [EP3000AC48INZ](#) [VP-C2104853](#)