



## Specification

### AC INPUT VOLTAGE

90~264 VAC, 47~440Hz / 127~370VDC.

### POWER FACTOR (Typ.)

PF>0.95/230VAC PF>0.98/115VAC at full load

### AC INPUT CURRENT (Typ.)

Maximum input current 3.5A at 115VAC, 60Hz or 1.6A at 230VAC, 60Hz with 100% output load.

### INRUSH CURRENT (Typ.)

Inrush current is less than 25A at 115VAC or less than 40A at 230VAC under cold start conditions. Limiting provided by internal thermistors.

### SETUP, RISE TIME

1000ms, 20ms / 230VAC at full load  
3000ms, 20ms / 115VAC at full load

### HOLD-UP TIME (Typ.)

16ms / 230VAC at full load  
16ms / 115VAC at full load

### LEAKAGE CURRENT

Leakage current is less than 180 $\mu$ A at 264VAC for earth leakage current  
Leakage current is less than 100 $\mu$ A at 264VAC for patient leakage current

### DC OUTPUT ADJ. RANGE

DC output voltage (or CH1 of multiple output models) can be adjusted between -5%~+10% rated output voltage by potential meter.

### OVERLOAD PROTECTION

Fully protected against short circuit and output overload. The hiccup type protection will be activated at 120~160% rated load and recovers automatically after fault condition is removed.

### OVER VOLTAGE PROTECTION

Provided on output channel 1 only at 115%~135% rated output voltage.  
Output will be shut down when this protection is activated.

### OVER TEMPERATURE PROTECTION

When the temperature of TSW1 which detect on heat sink of power transistor reaches 95 $^{\circ}$ C, This protection is activated. Then output will be shut down and recovers automatically after temperature goes down.

### POWER GOOD / FAIL SIGNAL

TTL logic high for power good and TTL low for power fail. When the output voltage reaches 90% of rated value, a +5V TTL signal will be sent out with a 10~500ms delay; At least 1ms before the output voltage goes below 90% of the rated value, the TTL signal will be turned off.

\* MPS-200-3.3 does not have this function.

### REMOTE CONTROL

RC+/RC-:0 ~ 0.8V=power on; 4 ~ 10V=power off sink current<4~10mA

## Features

- Universal AC input / Full range
- Low leakage current <180 $\mu$ A
- Protections: Short circuit / Overload / Over voltage / Over temperature
- Free air convection for 140W and forced air convection for 200W
- ANSI/AAMI ES60601-1 medical safety approved
- With power good and fail signal output
- Built-in remote ON-OFF control
- Built-in remote sense function
- Fixed switching frequency at 100KHz
- 3 years warranty



### WORKING TEMP.

Whole series can operate from -20~70 $^{\circ}$ C. Please refer to the derating curves.

### WORKING HUMIDITY

20~90% RH non-condensing.

### STORAGE TEMP., HUMIDITY

-40~+85 $^{\circ}$ C, 10~90% RH

### TEMP. COEFFICIENT

$\pm 0.04\%/^{\circ}$ C on all outputs at full load between 0~50 $^{\circ}$ C of ambient temperature.

### VIBRATION

2G of acceleration, vibrating frequency adjust from 10Hz~500Hz within a 10-minute cycle. 6 testing cycles (60 minutes) each along X, Y, Z axes.

### SAFETY STANDARDS

Medical : ANSI/AAMI ES60601-1, TUV EN60601-1, IEC60601-1 approved  
Commercial : Also design refer to UL60950-1, TUV EN60950-1

### WITHSTAND VOLTAGE

4000VAC between input and output  
1500VAC between input and F.G.  
1500VAC between output and F.G.

### ISOLATION RESISTANCE

>100M Ohms for I/P-O/P, I/P-FG, O/P-FG by using 500VDC test voltage.

### EMI COMPLIANCE

EMI Specifications  
Conducted & Radiation

Compliance Level  
EN55011, Class B  
EN55022, Class B  
EN61000-3-2  
EN61000-3-3

Harmonic distortion  
Voltage flicker

### EMS COMPLIANCE

EMS Specification  
ESD air  
ESD contact  
RF field susceptibility

Compliance Level  
EN61000-4-2, Level 3, 8KV  
EN61000-4-2, Level 2, 4KV  
EN61000-4-3, Level 2, 3V/m  
Level 3, 10V/m

EFT(Electrical Fast Transient)/Burst

EN61000-4-4, Level 2, 1KV/5KHz  
Level 3, 2KV/5KHz

Lightning/Surge

EN61000-4-5, Level 4, 2KV/Line-Line  
4KV/Line-Earth

Conducted RF susceptibility

EN61000-4-6, Level 2, 3Vrms/m  
Level 3, 10Vrms/m

Magnetic field immunity

EN61000-4-8, Level 2, 3A/m  
Level 3, 10A/m

Voltage dip, interruption

EN61000-4-11, Compliance

Digital phone carrier immunity

ENV50204, Level 2, 3V/m, 900MHz  
Level 3, 10A/m, 900MHz

### MTBF

262,100 hours min. at full load and 25 $^{\circ}$ C of ambient temperature, calculated per MIL-HDBK-217F.

### DIMENSION (L\*W\*H)

177.8x107.2x35.5mm or 7"x4.22"x1.4"

### PACKING

0.66Kg; 24pcs/16.8Kg/0.99CUFT

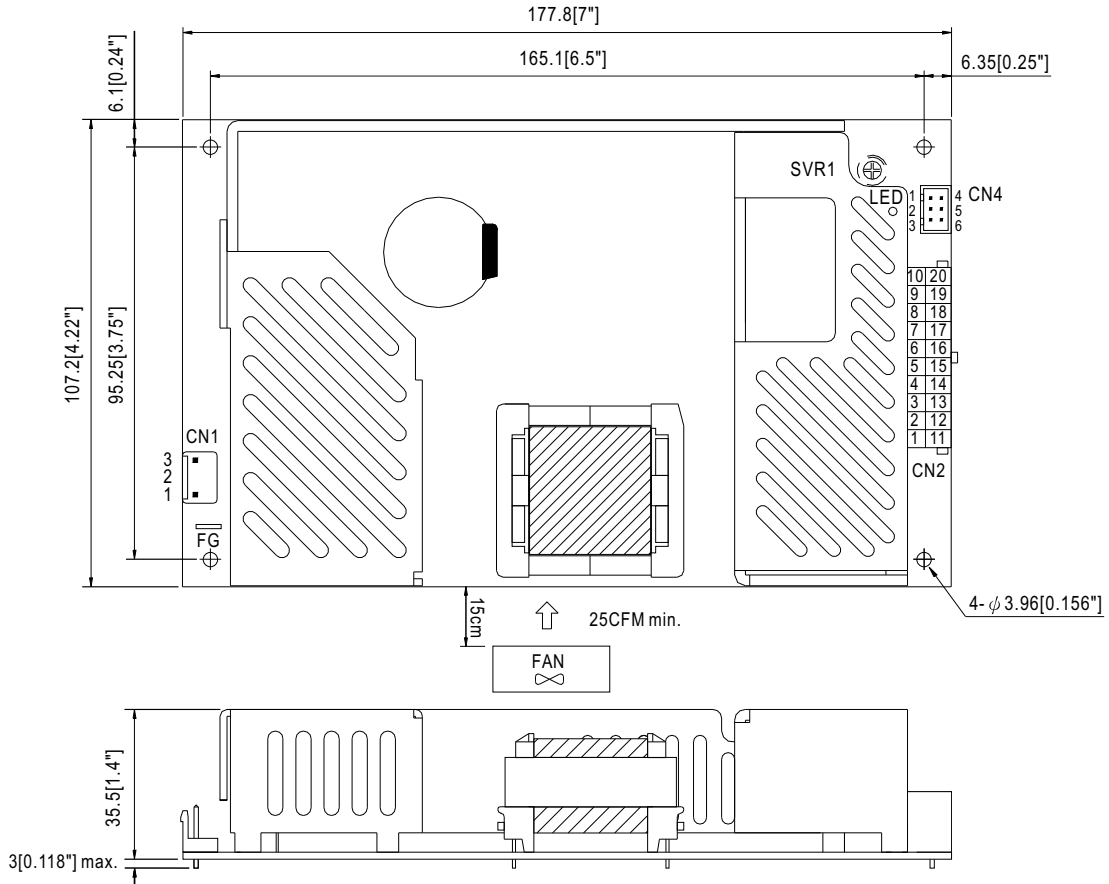
■ Output Chart

MODEL	OUTPUT VOLTAGE	RATED CURRENT	OUTPUT CURRENT				RIPPLE & NOISE (Max.) (Note 2)	VOLTAGE TOLERANCE (Note 3)	LINE REGULATION	LOAD REGULATION	EFFICIENCY (typ.)
			MINIMUM LOAD	CONVECTION (max.)	WITH FAN (25CFM)	PEAK LOAD WITH 25CFM FAN (Note 4)					
MPS-200-3.3	3.3V	40A	0A	28A	40A	48A	80mVp-p	±2.0%	±0.5%	±1.0%	77%
MPS-200-5	5V	40A	0A	28A	40A	48A	80mVp-p	±2.0%	±0.5%	±1.0%	81%
MPS-200-12	12V	16.7A	0A	11.7A	16.7A	20A	100mVp-p	±2.0%	±0.5%	±1.0%	84%
MPS-200-15	15V	13.4A	0A	9.4A	13.4A	16A	100mVp-p	±2.0%	±0.5%	±1.0%	85%
MPS-200-24	24V	8.4A	0A	5.9A	8.4A	10A	150mVp-p	±1.0%	±0.5%	±1.0%	86%
MPS-200-48	48V	4.2A	0A	3A	4.2A	5A	200mVp-p	±1.0%	±0.5%	±1.0%	87%
MPD-200A	5V	20A	4A	15A	20A	24A	80mVp-p	±2.0%	±0.5%	±1.0%	82%
	12V	8A	0.8A	5.4A	8A	9.6A	120mVp-p	+8,-5%	±1.0%	±4.0%	
MPD-200B	5V	20A	4A	15A	20A	24A	80mVp-p	±2.0%	±0.5%	±1.0%	83%
	24V	4A	0.4A	2.7A	4A	4.8A	180mVp-p	±6.5%	±1.0%	+4,-6%	
MPT-200A	5V	20A	4A	15A	20A	24A	80mVp-p	±2.0%	±0.5%	±1.0%	80%
	12V	7.5A	0.8A	5A	7.5A	9A	120mVp-p	±8.0%	±1.0%	±5.0%	
	-5V	2A	0A	1A	2A	2.4A	80mVp-p	±5.0%	±0.5%	±1.0%	
MPT-200B	5V	20A	4A	15A	20A	24A	80mVp-p	±2.0%	±0.5%	±1.0%	80%
	12V	6A	0.6A	4.4A	6A	7.2A	120mVp-p	±8.0%	±1.0%	±5.0%	
	-12V	2A	0A	1A	2A	2.4A	80mVp-p	±5.0%	±0.5%	±1.0%	
MPT-200C	5V	20A	4A	15A	20A	24A	80mVp-p	±2.0%	±0.5%	±1.0%	80%
	15V	4.7A	0.5A	3.3A	4.7A	5.6A	150mVp-p	±8.0%	±1.0%	±5.0%	
	-15V	2A	0A	1A	2A	2.4A	80mVp-p	±5.0%	±0.5%	±1.0%	
MPT-200D	5V	20A	4A	15A	20A	24A	80mVp-p	±2.0%	±0.5%	±1.0%	81%
	24V	3A	0.3A	2.2A	3A	3.6A	180mVp-p	±8.0%	±1.0%	±5.0%	
	12V	2A	0A	1A	2A	2.4A	80mVp-p	±5.0%	±0.5%	±1.0%	
MPQ-200B	5V	15A	3A	12A	15A	18A	80mVp-p	±2.0%	±0.5%	±1.0%	78%
	12V	7A	0.7A	5.3A	7A	8.4A	120mVp-p	±8.0%	±1.0%	±5.0%	
	-5V	2A	0A	1A	2A	2.4A	80mVp-p	±5.0%	±0.5%	±1.0%	
	-12V	2A	0A	1A	2A	2.4A	80mVp-p	±5.0%	±0.5%	±1.0%	
MPQ-200C	5V	15A	3A	12A	15A	18A	80mVp-p	±2.0%	±0.5%	±1.0%	78%
	15V	5A	0.5A	4A	5A	6A	150mVp-p	±6.0%	±1.0%	±5.0%	
	-5V	2A	0A	1A	2A	2.4A	80mVp-p	±5.0%	±0.5%	±1.0%	
	-15V	2A	0A	1A	2A	2.4A	80mVp-p	±5.0%	±0.5%	±1.0%	
MPQ-200D	5V	15A	3A	12A	15A	18A	80mVp-p	±2.0%	±0.5%	±1.0%	79%
	24V	3A	0.3A	2.3A	3A	3.6A	180mVp-p	±8.0%	±1.0%	±5.0%	
	12V	2A	0A	1A	2A	2.4A	80mVp-p	±5.0%	±0.5%	±1.0%	
	-12V	2A	0A	1A	2A	2.4A	80mVp-p	±5.0%	±0.5%	±1.0%	
MPQ-200F	5V	15A	3A	12A	15A	18A	80mVp-p	±2.0%	±0.5%	±1.0%	81%
	24V	2.7A	0.3A	2.1A	2.7A	3.3A	180mVp-p	±8.0%	±1.0%	±5.0%	
	15V	2A	0A	1A	2A	2.4A	80mVp-p	±5.0%	±0.5%	±1.0%	
	-15V	2A	0A	1A	2A	2.4A	80mVp-p	±5.0%	±0.5%	±1.0%	

- Notes :
- All parameters NOT specially mentioned are measured at 230VAC input, rated load and 25°C of ambient temperature.
  - Ripple & noise are measured at 20MHz of bandwidth by using a 12" twisted pair-wire terminated with a 0.1μf & 47μf parallel capacitor.
  - Tolerance : includes set up tolerance, line regulation and load regulation.
  - 33% Duty cycle maximum within every 30 seconds. Average output power should not exceed the rated power.
  - The power supply is considered a component which will be installed into a final equipment. The final equipment must be re-confirmed that it still meets EMC directives. For guidance on how to perform these EMC tests, please refer to "EMI testing of component power supplies." (as available on <http://www.meanwell.com>)
  - Derating may be needed under low input voltages. Please check the derating curve for more details.

**Mechanical Specification(MPS-200)**

Unit:mm



AC Input Connector (CN1) : JST B3P-VH or equivalent

Pin No.	Assignment	Mating Housing	Terminal
1	AC/N	JST VHR or equivalent	JST SVH-21T-P1.1 or equivalent
2	No Pin		
3	AC/L		

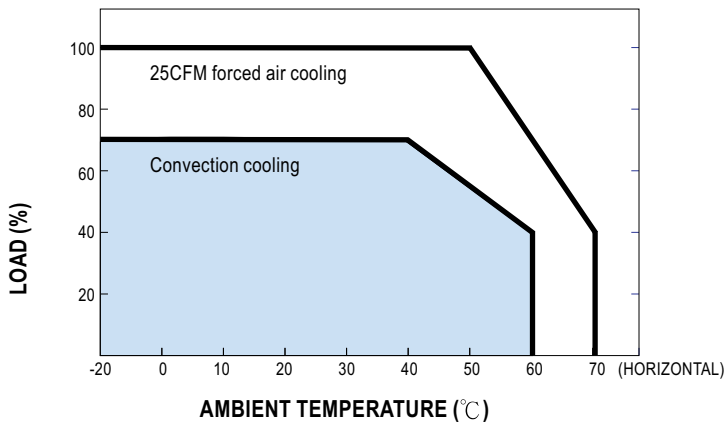
DC Output Connector (CN4) : JS-2008-03\*2 or equivalent

Pin No.	Assignment	Mating Housing	Terminal
1	PG	JS-2007-03*2 or equivalent	JS-2007-T or equivalent
2	RS-		
3	GND		
4	RC+		
5	RS+		
6	RC-		

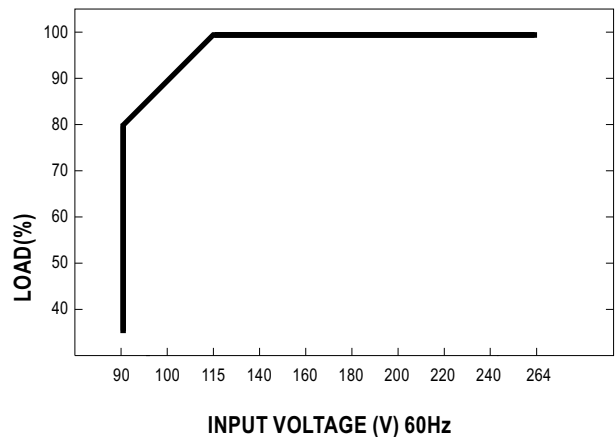
DC Output Connector (CN2) : MOLEX 5566-20 or equivalent

Pin No.	Assignment	Mating Housing	Terminal
1~5, 11~15	DC OUTPUT -V	MOLEX 5557 or equivalent	MOLEX 5556 or equivalent
6~10, 16~20	DC OUTPUT +V		

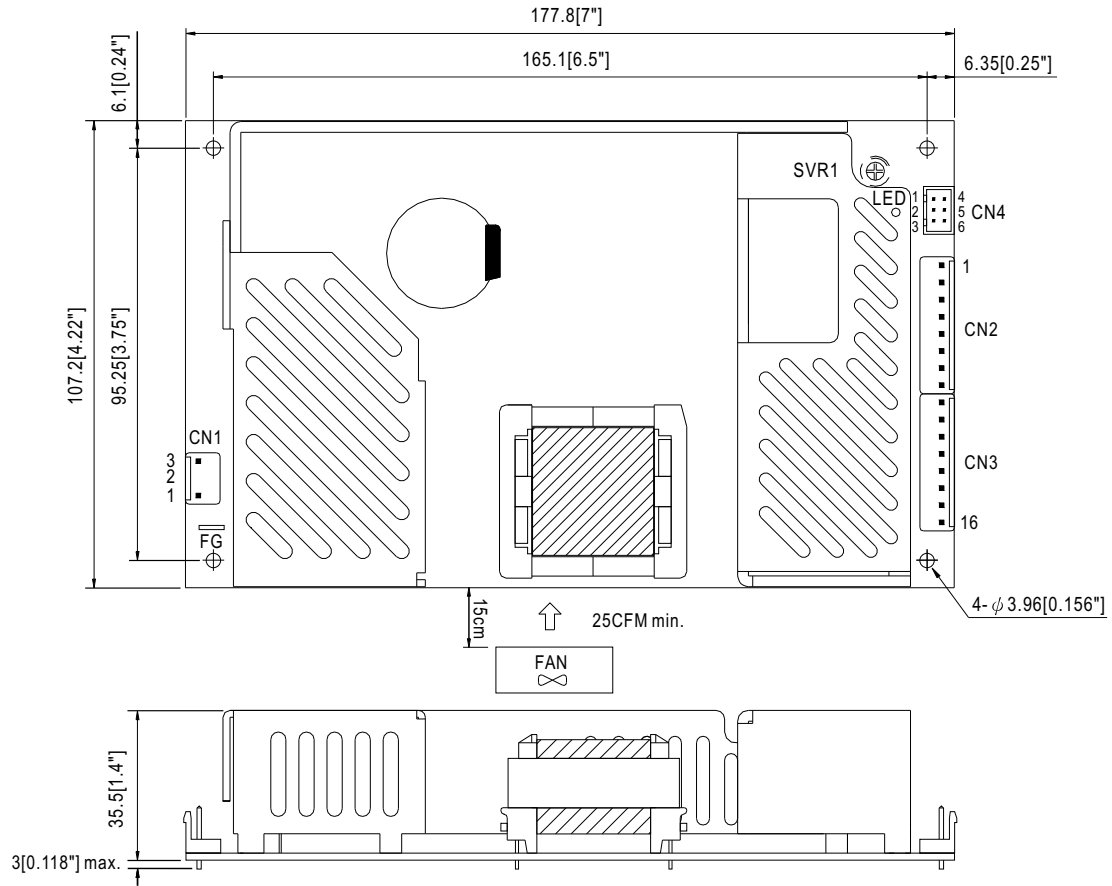
**Derating Curve (MPS-200)**



**Static Characteristics (MPS-200)**



## Mechanical Specification(MPD/T/Q-200)



AC Input Connector (CN1) : JST B3P-VH or equivalent

Pin No.	Assignment	Mating Housing	Terminal
1	AC/N	JST VHR or equivalent	JST SVH-21T-P1.1 or equivalent
2	No Pin		
3	AC/L		

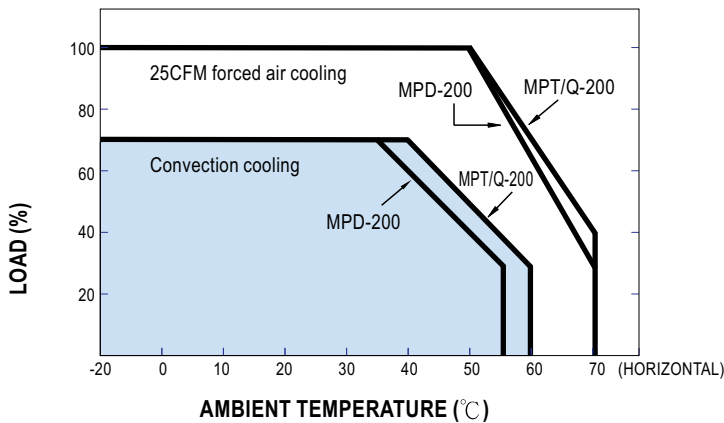
DC Output Connector (CN4) : JS-2008-03\*2 or equivalent

Pin No.	Assignment	Mating Housing	Terminal
1	PG	JS-2007-03*2 or equivalent	JS-2007-T or equivalent
2	RS-		
3	GND		
4	RC+		
5	RS+		
6	RC-		

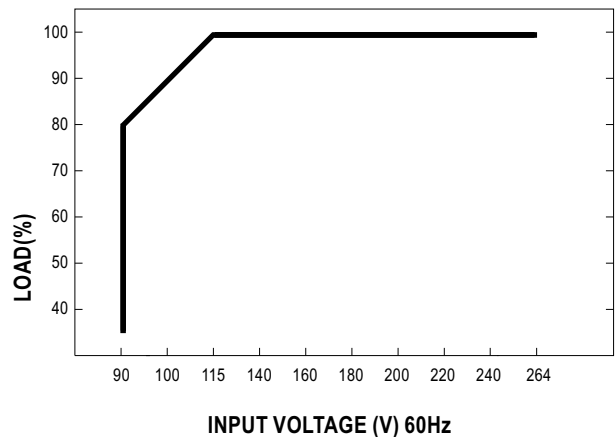
DC Output Connector (CN2,3) : JST B8P-VH\*2 or equivalent

Pin No.	Assignment	Mating Housing	Terminal
1,2,3,4	V1	JST VHR or equivalent	JST SVH-21T-P1.1 or equivalent
5~11	COM		
12,13	V2		
14	V3		
15	No pin		
16	V4		

## Derating Curve (MPD/T/Q-200)



## Static Characteristics (MPD,T,Q-200)



## X-ON Electronics

Largest Supplier of Electrical and Electronic Components

*Click to view similar products for [Switching Power Supplies](#) category:*

*Click to view products by [Mean Well](#) manufacturer:*

Other Similar products are found below :

[70841011](#) [73-551-0005](#) [AAD600S-4-OP](#) [R22095](#) [KD0204](#) [9021](#) [S-15F-12](#) [LDIN100150](#) [LPM000-BBAR-01](#) [LPX17S-C](#) [EVS57-10R6/R](#)  
[FDC40-24S12](#) [FP80](#) [FRV7000G](#) [22929](#) [CQM1IA121](#) [40370121900](#) [VI-PU22-EXX](#) [40370121910](#) [LDIN5075](#) [432703037161](#) [WRB01X-U](#)  
[LPX140-C](#) [08-30466-1040G](#) [09-160CFG](#) [70841004](#) [70841025](#) [VPX3000-CBL-DC](#) [LPM000-BBAR-05](#) [LPM000-BBAR-08](#) [LPM124-](#)  
[OUTA1-48](#) [LPM000-BBAR-07](#) [LPM109-OUTA1-10](#) [LPM616-CHAS](#) [08-30466-1055G](#) [08-30466-2175G](#) [DMB-EWG](#) [TVQF-1219-18S](#)  
[6504-226-2101](#) [CQM1IPS01](#) [XPFM201A+](#) [MAP80-4000G](#) [LFP300F-24-TY](#) [SMP21-L20-DC24V-5A](#) [VI-MUL-ES](#) [08-30466-0065G](#)  
[CME240P-24](#) [VI-RU031-EWWX](#) [08-30466-0028G](#) [S82Y-TS01](#)