

■ Features :

- Economical open frame design
- Wide input range
- High efficiency up to 97%
- Remote ON / OFF control
- Compact size 2.0"x1.024"x 0.433"(SIP package)
- Protections: Short circuit / Overload / Over voltage
- -30~+85°C wide working temperature
- Cooling by free air convection
- Comply to EN55032 ClassA without additional components
- Trimming output (optional)
- 3 years warranty

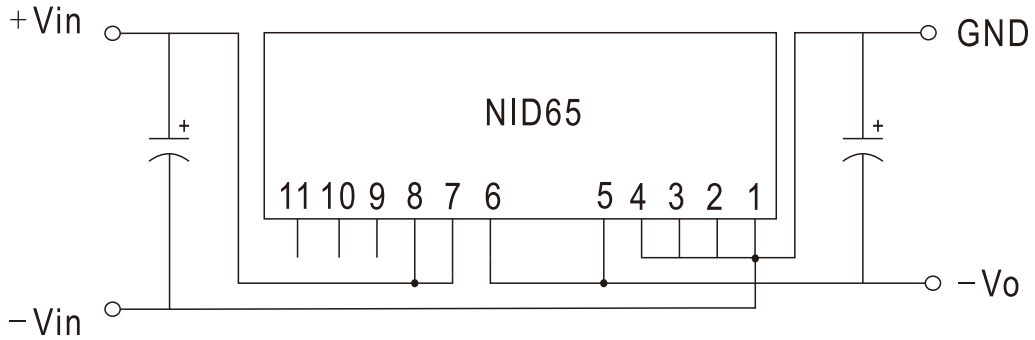


SPECIFICATION

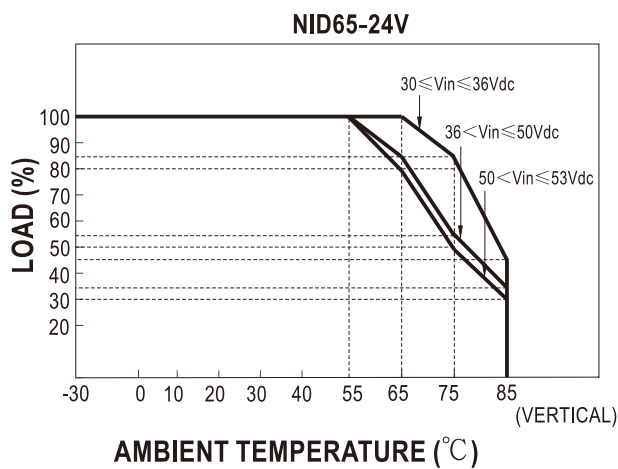
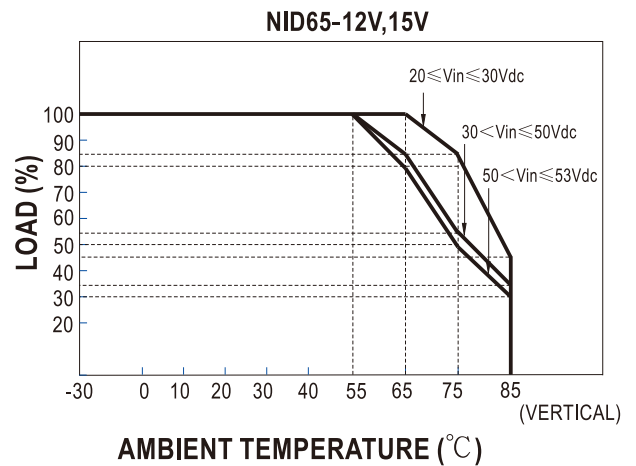
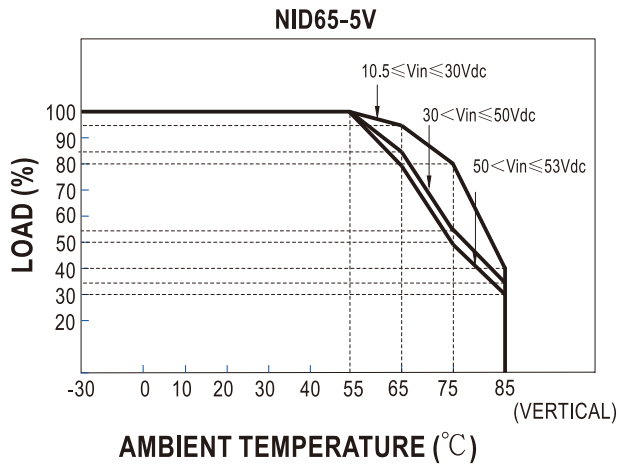
ORDER NO.		NID65-5	NID65-12	NID65-15	NID65-24	
OUTPUT	DC VOLTAGE	5V	12V	15V	24V	
	CURRENT RANGE	0 ~ 6.5A	0 ~ 4.9A	0 ~ 4.3A	0 ~ 2.7A	
	RATED POWER	32.5W	58.8W	64.5W	64.8W	
	RIPPLE & NOISE (max.) Note.2	100mVp-p	120mVp-p	150mVp-p	200mVp-p	
	LINE REGULATION Note.3	±0.5%	±0.5%	±0.5%	±0.5%	
	LOAD REGULATION Note.4	±0.5%	±0.5%	±0.5%	±0.5%	
	VOLTAGE TOLERANCE	±2.0%	±2.0%	±2.0%	±2.0%	
	SWITCHING FREQUENCY (Typ.)	200KHz				
EXTERNAL CAPACITANCE LOAD (max.)	100uF / 16V low ESR	68uf/25V low ESR	47uf/50V low ESR	47uf/50V low ESR		
INPUT	VOLTAGE RANGE	10.5 ~ 53VDC	20 ~ 53VDC	20 ~ 53VDC	30 ~ 53VDC	
	NORMAL VOLTAGE	24VDC (or 12VDC or 48VDC)	24VDC (or 48VDC)	24VDC (or 48VDC)	48VDC	
	EFFICIENCY (Typ.)	24Vin	93% (12/24VDC)	96%	97%	-----
		48Vin	92%	95%	95%	96%
	DC CURRENT	Full load	3200mA/12VDC	2700mA/24VDC	3000mA/24VDC	1500mA/48VDC
No load		20mA	30mA	30mA	50mA	
PROTECTION	Fuse recommended (5A)					
PROTECTION	OVERLOAD (Typ.)	120 ~ 250% rated output power Protection type : Hiccup mode, recovers automatically after fault condition is removed				
	OVER VOLTAGE	6.4 ~ 7.5V	15.6~ 18V	17.5~ 21V	28~ 33V	
		Protection type : Shut off o/p voltage, clamp by TVS diode				
SHORT CIRCUIT	All output equipped with short circuit Protection type : Hiccup mode, recovers automatically after fault condition is removed					
FUNCTION	REMOTE CONTROL	Power on : 1.2VDC < R.C ~ com < 12VDC or open circuit ; power off : R.C ~ com < 0.4VDC or short circuit (PIN5,6 & PIN11)				
ENVIRONMENT	SAFETY STANDARDS	EAC TP TC 004 approved				
	WORKING TEMP.	-30 ~ +85°C (Refer to "Derating Curve")				
	WORKING HUMIDITY	20% ~ 85% RH non-condensing				
	STORAGE TEMP.	-30 ~ +105°C				
	TEMP. COEFFICIENT	±0.03% / °C (0 ~ 55°C)				
VIBRATION	10 ~ 500Hz, 2G 10min./1 cycle, period for 60min. each along X, Y, Z axes					
SAFETY & EMC	SAFETY STANDARD	EN62368-1(LVD)				
	EMC EMISSION	Parameter	Standard	Test Level / Note		
		Conducted	EN55032	Class A without external components, Class B with external components		
	EMC IMMUNITY	Radiated	EN55032	Class A without external components, Class B with external components		
		Parameter	Standard	Test Level / Note		
		Radiated	EN61000-4-3	Level 2, 3V/m ; criteria A		
		EFT / Burst	EN61000-4-4	Level 2, 1KV ; criteria A		
Surge	EN61000-4-5	Level 2, 1KV/Line-Line, criteria A				
Conducted	EN61000-4-6	Level 2, 3V ; criteria A				
OTHERS	DIMENSION	50.8*26*11mm or 2.0**1.024**0.433" inch (L*W*H)				
	WEIGHT	19g;280psc/6.32Kg/0.97CUFT				
NOTE	<p>1.All parameters are specified at normal input, rated load, 25°C 70% RH Ambient.</p> <p>2.Ripple & noise are measured at 20MHz by using a 12" twisted pair terminated with a 0.1uf & 47uf capacitor.</p> <p>3.Line regulation is measured from low line to high line at rated load.</p> <p>4.Load regulation is measured from 10% to 100% rated load.</p>					

■ **Connection diagram to obtain negative output voltage**

Note: input voltage must be < 30VDC.

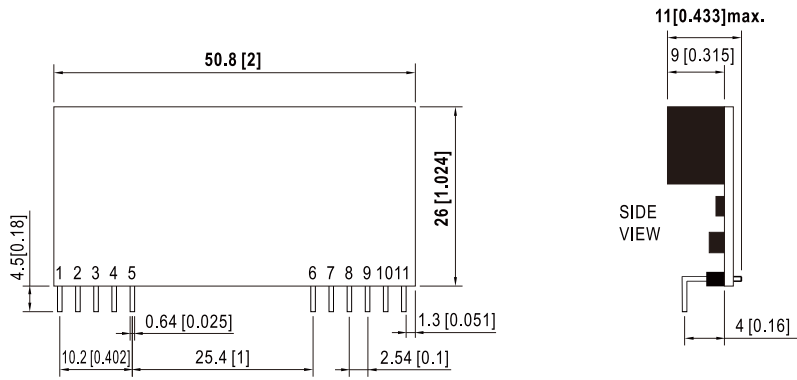


■ **Derating Curve**



■ Mechanical Specification

Unit:mm(inch)

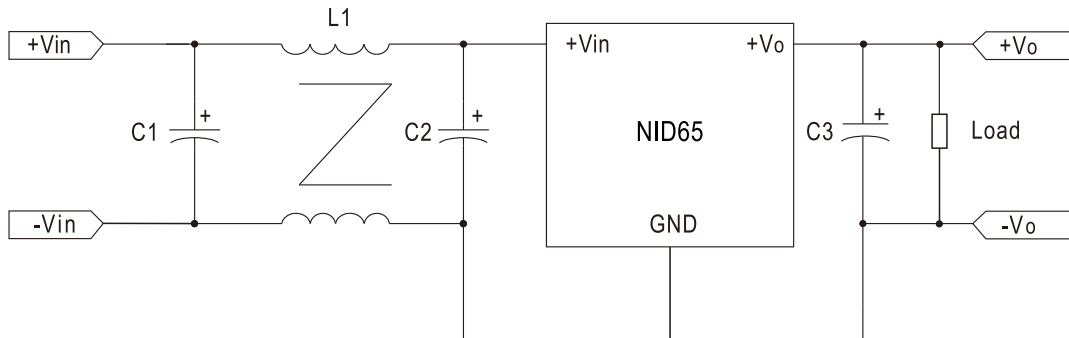


■ Pin Configuration

Pin No.	Pin_Out
1,2,3,4	+Vout
5,6	Com
7,8	+Vin
9	N.C.
10	Trim(optional)
11	R.C.

■ EMC Suggestion Circuit

※Comply to EN55032 Class A without additional componenets ,required external componenets to meet Class B emission are as below:



C1/C2	L1	C3
120 μ F/63V	15 μ H(NiZn)	22 μ F/35V

X-ON Electronics

Largest Supplier of Electrical and Electronic Components

Click to view similar products for [Non-Isolated DC/DC Converters](#) category:

Click to view products by [Mean Well](#) manufacturer:

Other Similar products are found below :

[BRFS50](#) [APTH003A0X-SRZ](#) [SPM1004-3V3C](#) [APXW012A0X3-SRDZ](#) [R-785.0-05](#) [BRFS30](#) [PJT020A0X43-SRZ](#) [10E24-P15-10PPM](#) [1E24-P4-25PPM-SHV-5KV](#) [CA-17205-L4](#) [4D15-N1](#) [MYGTM01210BZN](#) [APXW012A0X3-SRDZ](#) [I6A24008A033V-N00-R](#) [10C24-N250-I10-AQ-DA](#) [4AA24-P20-M-H](#) [DX150N](#) [3V12-N0.8](#) [2HVA24-BP1-F-25PPM-SHV-5KV](#) [5HVA24-BP1-F-25PPM-SHV-5KV](#) [1/2AA24-P30-I10](#) [1C24-P20-M-C](#) [VI-920194B](#) [T31SN24005NMFA](#) [3V24-P1](#) [3V24-N1](#) [BMR4672010/001](#) [BMR4652010/001](#) [BMR4668004/001](#) [T31SN12008NMFA](#) [6AA24-P30-I5-M](#) [6AA24-N30-I5-M](#) [PTV03020WAH](#) [PTV05020WAH](#) [PTV12010LAH](#) [PTV12020WAD](#) [R-625.0D](#) [R-7212D](#) [R-7212P](#) [R-745.0D](#) [R-78AA15-0.5SMD](#) [R-78AA5.0-1.0SMD](#) [30A24-N15-E](#) [10A12-P4-M](#) [10C24-N250-I5](#) [10C24-P125](#) [10C24-P250-I5](#) [6A24-P20-I10-F-M-25PPM](#) [1A24-P30-F-M-C](#) [TSR 1-24150SM](#)