

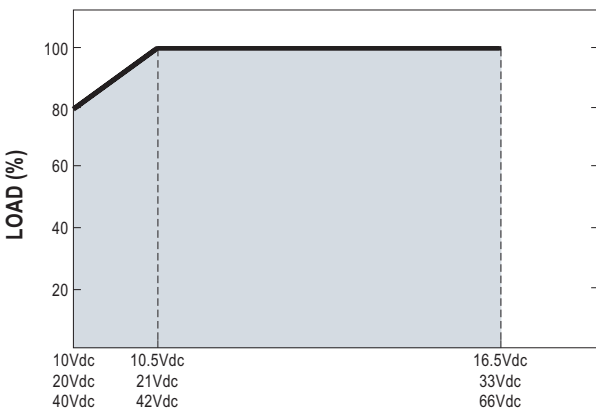
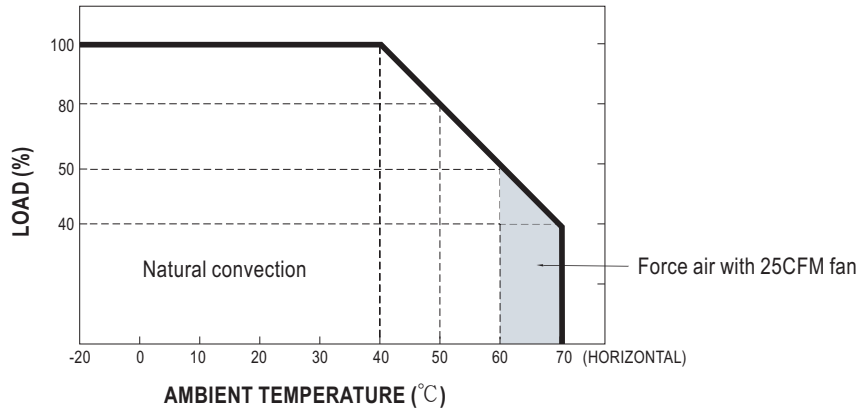


250W High Reliable Built-in Type True Sine Wave DC-AC Power Inverter NTS-250P series

SPECIFICATION

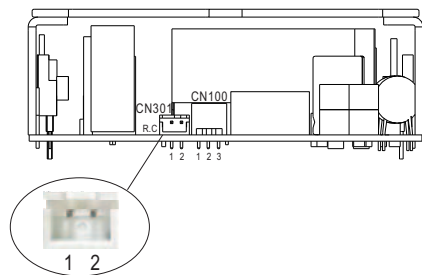
MODEL NO.		NTS-250P-112	NTS-250P-124	NTS-250P-148	NTS-250P-212	NTS-250P-224	NTS-250P-248		
AC OUTPUT	RATED POWER(Continuous)	250W							
	OVER RATED POWER(3 Min.)	287.5W							
	PEAK POWER(10 Sec.)	375W							
	SURGE POWER(30 Cycles)	500W							
	AC VOLTAGE	Default setting set at 110VAC 100 / 110 / 115 / 120Vac selectable by DIP S.W			Default setting set at 230VAC 200 / 220 / 230 / 240Vac selectable by DIP S.W				
	FREQUENCY	Default setting set at 60Hz±0.1Hz 50/60Hz selectable by DIP S.W			Default setting set at 50Hz±0.1Hz 50/60Hz selectable by DIP S.W				
	WAVEFORM	Note.1 True sine wave (THD<3%)							
	AC REGULATION	±3.0% at rated input voltage							
	LED STATUS	Please refer to page3							
DC INPUT	DC VOLTAGE	12V	24V	48V	12V	24V	48V		
	VOLTAGE RANGE (Typ.)	10 ~ 16.5Vdc	20 ~ 33Vdc	40 ~ 66Vdc	10 ~ 16.5Vdc	20 ~ 33Vdc	40 ~ 66Vdc		
	DC CURRENT (Typ.)	25A	13A	7A	25A	13A	7A		
	NO LOAD DISSIPATION (Typ.)	Non-Saving mode	10W	10W	12W	10W	10W	12W	
		Saving mode	Default disable, ≤1.2W ~ 1.5W by models @ auto detec AC output load ≤10W will be changed to saving mode						
	OFF MODE CURRENT DRAW	<1mA at battery -DC input must be disconnected							
	EFFICIENCY (Typ.)	Note.1	91%	91%	92%	92%	93%	93%	
BATTERY TYPES	Lead Acid or Li-ion								
PROTECTION	DC INPUT	FUSE(Internal)	30A*2	30A*1	10A*2	30A*2	30A*1	10A*2	
		LOW	ALARM	11±0.3Vdc	22±0.5Vdc	44±1Vdc	11±0.3Vdc	22±0.5Vdc	44±1Vdc
			SHUTDOWN	10±0.3Vdc	20±0.5Vdc	40±1Vdc	10±0.3Vdc	20±0.5Vdc	40±1Vdc
			RESTART	12.5±0.3Vdc	25±0.5Vdc	50±1Vdc	12.5±0.3Vdc	25±0.5Vdc	50±1Vdc
		HIGH	ALARM	15.5±0.3Vdc	31±0.5Vdc	62±1Vdc	15.5±0.3Vdc	31±0.5Vdc	62±1Vdc
			SHUTDOWN	16.5±0.3Vdc	33±0.5Vdc	66±1Vdc	16.5±0.3Vdc	33±0.5Vdc	66±1Vdc
	RESTART		15±0.3Vdc	30±0.5Vdc	60±1Vdc	15±0.3Vdc	30±0.5Vdc	60±1Vdc	
	BAT. POLARITY		By internal fuse open						
	AC OUTPUT	OVER TEMPERATURE	Protection type : Shut down o/p voltage, re-power on to recover						
		OUTPUT SHORT	Protection type : Shut down o/p voltage, re-power on to recover						
OVER LOAD (Typ.)		105 ~ 115% load for 180 sec., 115% ~ 150% load for 10 sec. Protection type : Shut down o/p voltage, re-power on to recover							
FUNCTION	REMOTE CONTROL	Power ON-OFF remote control by front panel dry contact connector (by RELAY), Open : Normal work ; Short : Remote off							
	Tx/Rx	Support Tx/Rx for monitoring power inverter status							
ENVIRONMENT	WORKING TEMP.	-20 ~ +70°C (Refer to "Derating curve")							
	WORKING HUMIDITY	20% ~ 90% RH non-condensing							
	STORAGE TEMP., HUMIDITY	-30 ~ +70°C / -22 ~ +158°F, 10 ~ 95% RH non-condensing							
	VIBRATION	10 ~ 500Hz, 3G 10min./1cycle, 60min. each along X, Y, Z axes							
SAFETY & EMC (Note.3)	SAFETY STANDARDS	CB IEC62368-1 for all models E13, EAC TPTC004,AS/NZS 62368.1 for NTS-250P-212/224/248							
	WITHSTAND VOLTAGE	DC I/P - AC O/P:3.0KVac AC O/P - FG:1.5KVac							
	EMC EMISSION	Parameter	Standard			Test Level / Note			
		Radiated	FCC for 112,124,148 only			Class A			
			EN55032(CISPR32) for 212,224,248 only			Class A			
		Harmonic Current	EN61000-3-2			-----			
	Voltage Flicker	EN61000-3-3			-----				
	EMC IMMUNITY	Parameter	Standard			Test Level / Note			
ESD		EN61000-4-2			Level 4, 15KV air ; Level 4, 8KV contact				
Radiated		EN61000-4-3			Level 2, 3V/m				
Magnetic Field		EN61000-4-8			Level 1, 1A/m				
OTHERS	MTBF	279K hrs min. Telcordia TR/SR-332 (Bellcore) ; 84K hrs min. MIL-HDBK-217F (25°C)							
	DIMENSION	186*100.5*32mm (L*W*H)							
	PACKING	0.75Kg; 18pcs/ 14.5Kg/ 0.97CUFT							
NOTE	<p>1.Efficiency, AC regulation and THD are tested by 250W, linear load at 12.5Vdc/25Vdc/50Vdc input voltage.</p> <p>2.All parameters not specified above are measured at rated load, 25°C of ambient temperature and set to factory setting.</p> <p>3.The power supply is considered as an independent unit, but the final equipment still need to re-confirm that the whole system complies with the EMC directives. For guidance on how to perform these EMC tests, please refer to "EMI testing of component power supplies." (as available on http://www.meanwell.com)</p> <p>※ Product Liability Disclaimer : For detailed information, please refer to https://www.meanwell.com/serviceDisclaimer.aspx</p>								

DERATING CURVE



Remote ON-OFF Control

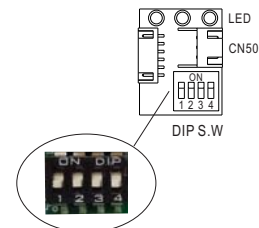
Remote ON-OFF (CN301 PIN1,2)	AC Output Status
Open	power inverter ON
Short	power inverter OFF



AC output voltage, Frequency, Power saving mode selectable by DIP SW

Output Voltage and Frequency Setting Factory settings are either 110Vac/60Hz or 230Vac/50Hz, users are able to adjust the voltage and frequency, through the DIP switch of position 1,2,3,4.

AC Output Voltage, Frequency, Power saving mode selectable by DIP SW			
SW1	SW2	SW3	SW4
OFF	OFF : 100Vac or 200Vac	ON : 50Hz	ON : Saving mode
OFF	ON : 110Vac or 220Vac		
ON	OFF : 115Vac or 230Vac	OFF: 60Hz	OFF: Non-Saving mode
ON	ON : 120Vac or 240Vac		
















Support Tx/Rx for monitoring power inverter status




Users can monitor the status of the power inverter through Tx/Rx, and can modify the input and output parameters set internally.

■ LED STATAS













Normal work:




	Green	Orange	Red
Status	 Inverter OK	 Remote off  Saving mode	 Abnormal Status (See below table)

	Green	Orange	Red
DC Input	 12.5~15.5Vdc	 11~12.5Vdc	 <11Vdc or >15.5Vdc
	 25~31Vdc	 22~25Vdc	 <22Vdc or >31Vdc
	 50~62Vdc	 44~50Vdc	 <44Vdc or >62Vdc

	Green	Orange	Red
Load	 <40% load	 40~80% load	 >80% load

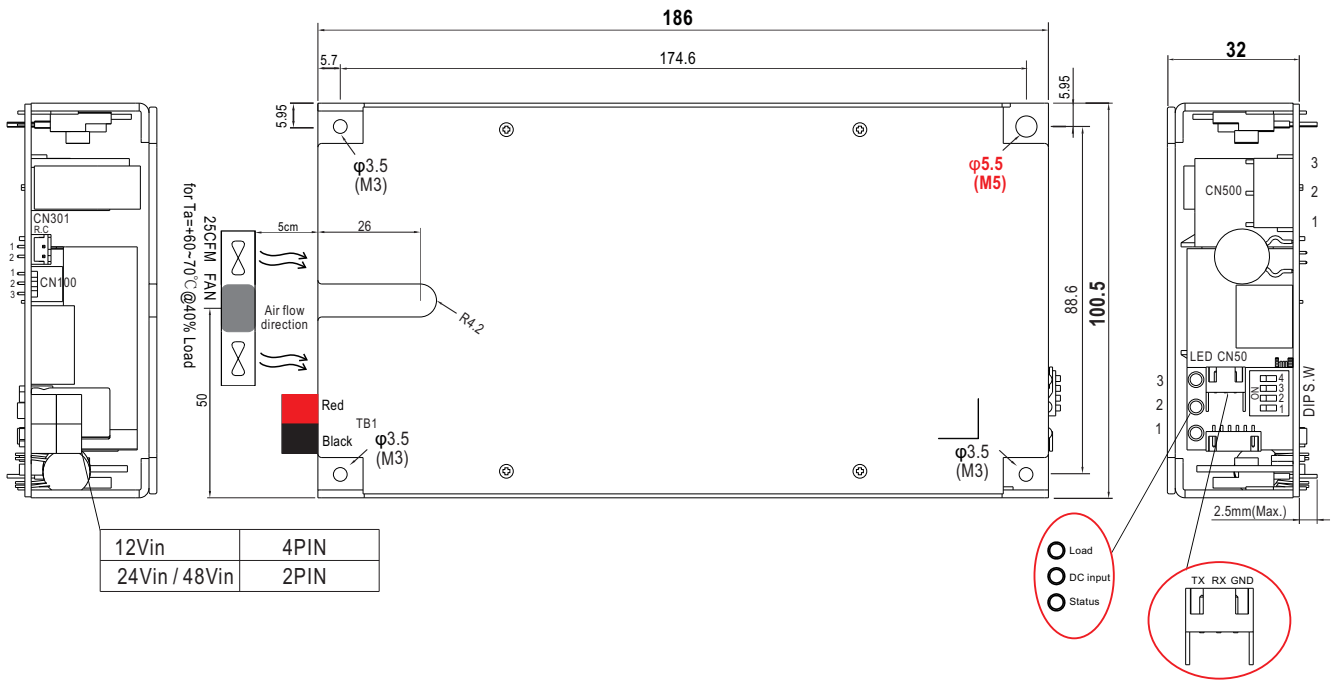
Abnormal status :

LED Indicator	Abnormal Indication
Status  DC Input  Load 	Output overload or AC output short circuit
Status  DC Input  Load 	Abnormal DC voltage
Status  DC Input  Load 	Over temperature or Fan lock
Status  DC Input  Load 	Inverter fail

-  Light
-  Light off
-  Flash

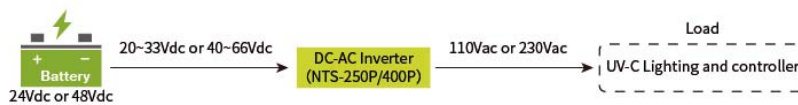
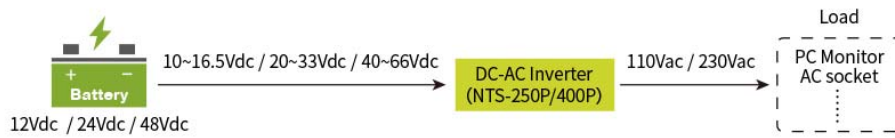
MECHANICAL SPECIFICATION

Unit:mm



Pin	Pin No.	Description	Terminal	Mating Housing
TB1	Red	Connect to +	261G2-LPBK or equivalent	1327FP or equivalent
	Black	Connect to -		1327G6FP or equivalent
CN500	1	Output AC/L	JST SVH-21T-P1.1 or equivalent	JST VHR or equivalent
	2	Output AC/N		
	3	FG		
CN301	1	Pin 1,2 Open: Inverter Normal work	JST SXH-001T or equivalent	JST XHP or equivalent
	2	Pin 1,2 Short: Inverter Remote off		
CN50	1	Signal GND	CHYAO SHIUNN JS-2001-TX or equivalent	CHYAO SHIUNN JS-2001 or equivalent
	2	UART-RX		
	3	UART-TX		
CN100	1	+		
	2	-		
	3	PWM		
DIP SW	Please refer to page3 for more detail			

■ TYPICAL APPLICATION



■ INSTALLATION MANUAL

Please refer to : <http://www.meanwell.com/manual.html>

X-ON Electronics

Largest Supplier of Electrical and Electronic Components

Click to view similar products for [Power Inverters](#) category:

Click to view products by [Mean Well](#) manufacturer:

Other Similar products are found below :

[PV-400FC](#) [PV550](#) [3SIR400012](#) [IPS-900 24V/230V](#) [SINUS600 24V](#) [PE-35](#) [PE-40](#) [TS-1500-224B](#) [TS-1000-224B](#) [TS400-224B](#) [TS200-224B](#)
[IPS-1000S 12V/230V ECO MODE](#) [IPS-1200S 24V/230V ECO MODE](#) [IPS-4000S 12V/230V ECO MODE](#) [IPS-5000S 24V/230V ECO](#)
[MODE](#) [IPS-800U 12V/230V](#) [3IPS030024](#) [3IPS40012](#) [3IPS050012](#) [SINUSPRO-1000E](#) [3IPS050024](#) [3IPS100024](#) [3IPS500012](#) [3IPS500024](#)
[3IPS651012](#) [3IPS651024](#) [3IPS912246](#) [3IPS912249](#) [3SIP500012](#) [3SIP500024](#) [RED-16 24/12V 16A](#) [DC 200 24/12V 10A](#) [DC PRO 200](#)
[24/12V 15A](#) [DC 200 24/12V 15A VER. 2](#) [DC-400 24/12V 30A](#) [DC PRO 400 24/12V 30A](#) [DC-600 24/12V 40A](#) [DC PRO 600 24/12V 45A](#)
[3ZHP1LED34](#) [3SIP300012](#) [3SIP300024](#) [3SIP400012](#) [3SIP400024](#) [3SIR150012](#) [3SIR150024](#) [3SIR300012](#) [3SIR300024](#) [3SP250024W](#)
[3SP095012W](#) [IPS500 PLUS 12V](#)