





Your Reliable Power Partner

Standard LED Driver Manufacturer




June
2019



INDEX

 : Premium series
 : The best cost-performance series
 C.P : Constant Power Mode
 C.C : Constant Current Mode
 C.V : Constant Voltage Mode

Plastic Case (Non PFC)		
AP	C.V mode	6~8
	APV-08/12/16/25/35	
	APV-08E/12E/16E	
	C.C mode	
	APC-08/12/16/25/35	
LP	APC-08E/12E/16E	9~12
	C.V mode	
	LPL-18,LPH-18,LPVL-150	
	LPV-20/35/60/100/150	
	C.C mode	
LPHC-18	9~12	
LPC-20/35/60/100/150		

Plastic Case (with PFC)		
NPF 	C.V+C.C mode NPF-40/60/90/120(D)	14
LPF 	C.V+C.C mode	15~16
	LPF-16(D)/25(D)/40(D)	
	LPF-60(D)/90(D)	
PWF 	LPFH-60(D)	17
	CV mode. PWM style output	
OWA	PWM-40/60/90/120	18
	PWM-60/90/120 -DA	
ODLV	C.V+C.C mode	19
	OWA-60/90/120 E/U	
ODLC	C.V mode. PWM style output	20
	ODLV-45(A)/65(A)	
PLD	C.C mode	21
	ODLC-45(A)/65(A)	
PCD	ODLC-45(DA)/65(DA)	22
	C.C mode	
PLN	PLD-16/25/40/60	23
	C.C mode. AC Phase-cut Dim	
	PCD-16/25/40/60	
HLN	C.C mode	24
	PLN-20/30/45/60	
	C.V+C.C mode	
	PLN-100	
	C.V+C.C mode	
	HLN-40H/60H/80H	



GSC	C.C mode. GSC18/25/40 B/E	25
-----	------------------------------	----

Plastic Case with Terminal Block (with PFC)


SLD	C.V+C.C mode SLD-50/80	27
LDC	C.P mode LDC-35(DA)/55(DA)/80(DA)	28
LCM	C.C mode	29~30
	LCM-25(DA)/40(DA)/60(DA)	
	LCM-40EO/60EO	
LCM-KN	LCM-40UDA/60UDA	31
	LCM-40UEO/60UEO	
IDLV	C.C mode. KNX LED Driver	32
	LCM-25/40/60-KN	
IDLV	C.V mode. PWM style output	33
	IDLV-25/45/65(A)	
IDLV	C.C mode	34~35
	IDLV-25/45/65(A)	
IDLV	C.C mode	36
	IDLV-25/45/65(A), IDLV-45/65-DA	
PLM(-E)	C.C mode	37
	PLM-12/25/40(E)	
PLC	C.C mode	38
	PLC-30/45/60	
PLC	C.V+C.C mode	39
	PLC-100	

Metal Case (with PFC)

XLG	C.P mode	40~41
	XLG-25/50/75/100(I)	
XLG	XLG-150/200/240(I)	42~43
	C.V+C.C mode	
ELG	ELG-75/100/150/200	44~45
	ELG-240/300	
ELG-C	C.C mode	46~47
	ELG-75/100/150/200-C	
	ELG-240-C	
ELG-C	ELGT-150-C(class II)	48~49
	C.P mode	
ELGC	ELGC-300	50

HLG 	C.V+C.C mode	48~52
	HLG-40/60H	
	HLG-80/100/120H	
HLG-C 	HLG-150/185/240H	53~55
	HLG-320/480/600H	
	C.C mode	
HVG	HLG-60/80/120H-C	56~58
	HLG-185/240H-C	
	HLG-320/480H-C	
HVG	C.V+C.C mode	59~62
	HVG-65/100	
	HVG-150/240	
HVG	HVG-320/480	63~66
	C.C mode	
	HVGC-65/100/150	
HVG	HVGC-240/320	67~70
	C.P mode	
	HVGC-480/650	
HVG	HVGC-1000	71~74
	C.C mode	
	FDL-65	
FDL	C.P mode	75~78
	FDL-80/100	
	FDHC-100	

Circular Metal Case (with PFC)

XBG	C.P mode	66
	XBG-100/160/240	
HBG 	C.C mode	67~68
	HBG-60	
	HBG-100(DA)	
HBG	C.V+C.C mode	69~72
	HBG-160(DA)/200(DA)/240(DA)	
	C.P mode	
HBGC	HBGC-300	73
	C.P mode	

Metal Case

ERP	C.V mode	70
	ERP-200/350(Non PFC)	
ERPF	ERPF-400	71

New Products Overview

PCB Type (with PFC)

HBG-P	C.C mode HBG-60P/100P(DA) C.V+C.C mode HBG-160P(DA)/240P	72
IDPV	C.V mode PWM style output IDPV-25(A)/45(A)/65(A)	73
IDPC	C.C mode IDPC-25(A)/45(A)/65(A) IDPC-45(A)/65(A)-DA	74
PLP	C.C mode PLP-30/45/60	75
HLP	C.C mode HLP-40H/60H/80H	76

DC/DC LED Driver

DC/DC LED Driver	C.C mode LDH-25, LDH-45 (DA) LDD-350~1400H-DA LDD-300~1500L LDD-300~1500H LDB-300~600L	78-81
------------------	---	-------

Accessory & Controller

SPD-10-320S, SPD-10S, SPD-20/20HP	82
ICL-16R/L Inrush current limiter	
PIR-045 Motion sensor	83~84
DAP-04(S01) DALI to PWM converter	
SDP-001 Smart Timer Dimming programmer	85
DLP-04/ WPD-06/ 06SWT	86

KNX

KDA-64	87
KAA-4R4V/ KAA-8R	

Comparison Chart	88~90
Certification Chart	91-93
Solutions	94
Media Kit	95
Selection Guide	96

SLD SERIES

50W / 80W

Plastic Case with Terminal block (PFC)

- Constant Voltage + Constant Current mode output
- Plastic housing with Class II design
- Built-in active PFC function
- Slim and Linear housing Design
- No load power consumption <0.5W

APPLICATIONS

- LED panel lighting
- LED downlight
- LED decorative lighting
- Linear lighting
- Troffer lighting
- LED Strip



XLG SERIES

25~240W

Metal Case with PFC

- Constant Power mode at 70~100% operation.
- Wide input range 100-305V AC(Class I).
- Metal case with IP67 for indoor and outdoor applications.
- 3 in 1 dimming function with isolation design.
- Surge protection: 6KV/4KV (10KV/6KV optional)
- India (EESL) version with Input over voltage protection.

APPLICATIONS

- Skyscraper lighting
- Street lighting
- Floodlight Lighting
- Stage lighting
- Fishing lighting
- Horticulture lighting
- Type HL for use in class I , Division 2



HVGC SERIES

1000W

Metal Case with PFC

- Wide input range 180 ~ 528VAC
- Constant Power mode output
- Metal housing with Class I design
- Built-in active PFC function
- IP67 design for indoor or outdoor installations
- Design with Auxiliary DC output

APPLICATIONS

- Stadium lighting
- High-bay lighting
- LED fishing lamp
- LED Horticulture lighting



XBG SERIES

100/160/240W

Metal Case with PFC

- Constant Power Mode design
- Built-in active PFC function
- Patented metal housing design with IP67
- AC input cable with connector for flexible application
- 5 years warranty

APPLICATIONS

- LED bay lighting
- LED stage lighting
- LED spot lighting
- Explosion-proof lighting
- Type HL LED driver for class I division 2.



Quick Selection Map

AC/DC

AC/DC

Plastic Case

NON-PFC

C.V

C.C

PFC

C.C
or
C.V+C.C

Series	Dimension (Lx Wx H)	Page
APV-8	60x 30x 23.5 mm	6
APV-12/16	77x 40x 29 mm	
APV-25/35	84x 57x 29.5 mm	

Series	Dimension (Lx Wx H)	Page
APV-8E	60x 30x 23.5 mm	8
APV-12E/16E	77x 40x 29 mm	

Series	Dimension (Lx Wx H)	Page
LPL-18, LPH-18	140x 30x 22 mm	9~10
LPV-20	118x 35x 26 mm	
LPV-35	148x 40x 30 mm	
LPV-60	162.5x 42.5x 32 mm	
LPV-100	190x 52x 37 mm	
LPV-150	191x 63x 37.5 mm	
LPVL-150	191x 63x 37.5 mm	



Series	Dimension (Lx Wx H)	Page
APC-8(E)	60x 30x 23.5 mm	7~8
APC-12/16(E)	77x 40x 29 mm	
APC-25/35	84x 57x 29.5 mm	

Series	Dimension (Lx Wx H)	Page
LPHC-18	140x 30x 22 mm	11~12
LPC-20	118x 35x 26 mm	
LPC-35	148x 40x 30 mm	
LPC-60	162.5x 42.5x 32 mm	
LPC-100	190x 52x 37 mm	
LPC-150	191x 63x 37.5 mm	

Series	Dimension (Lx Wx H)	Page
OWA-60E/U	130x 53x 35 mm	18

Series	Dimension (Lx Wx H)	Page
IDLV-25(A)	110x 75x 22 mm	32
IDLV-45(A)	120 x 75 x 25 mm	
IDLV-65(A)	130 x 75 x 25 mm	

Series	Dimension (Lx Wx H)	Page
ODLV-45(A)	111x 77x 28.5 mm	19
ODLV-65(A)	121x 77x 28.5 mm	

Series	Dimension (Lx Wx H)	Page
PWM-40/60(DA) 	150x 53x 35 mm	17
PWM-90(DA) 	171x 63x 37.5 mm	
PWM-120(DA)	191x 63x 37.5 mm	

Input and output with cable

Series	Dimension (Lx Wx H)	Page
NPF-40/60(D)	150x 53x 35 mm	14
NPF-90(D)	171x 63x 37.5 mm	
NPF-120(D)	191x 63x 37.5 mm	

Series	Dimension (Lx Wx H)	Page
LPF-16/25(D)	148x 40x 32 mm	15~16
LPF-40/60(D)	162.5x 43x 32 mm	
LPFH-60(D)	162.5x 43x 32 mm	
LPF-90(D)	161 x 61x 36 mm	

Series	Dimension (Lx Wx H)	Page
ODLC-45(A)	111x 77x 28.5 mm	20
ODLC-45DA		
ODLC-65(A)	121x 77x 28.5 mm	
ODLC-65DA		

Series	Dimension (Lx Wx H)	Page
OWA-90E/U	171x 63x 37.5 mm	18
OWA-120E/U	191x 63x 37.5 mm	

Series	Dimension (Lx Wx H)	Page
PLD-16/25	84x 57x 29.5 mm	21
PLD-40/60	128x 60x 31.5 mm	

Series	Dimension (Lx Wx H)	Page
PCD-16/25	84x 57x 29.5 mm	22
PCD-40/60	128x 60x 31.5 mm	

Series	Dimension (Lx Wx H)	Page
PLN-20	148.5x 38.5x 28 mm	23
PLN-30	145x 47x 30 mm	
PLN-45/60	181x 61.5x 35 mm	
PLN-100	200x 70.5x 35 mm	

Series	Dimension (Lx Wx H)	Page
100W C.V+C.C	200x 70.5x 35 mm	

C.P: Constant Power Mode
C.C: Constant Current Mode
C.V: Constant Voltage Mode

→ Continuous

Quick Selection Map

AC/DC

AC/DC

Plastic Case

PFC

C.C
or
C.V+C.C



Metal Case

PFC

C.V+C.C



C.C or C.P



Input and output with cable

	Series	Dimension (Lx Wx H)	Page
C.V+C.C	HLN-40H/60H	161x 61.5x 35 mm	24
	HLN-80H	181x 61.5x 35 mm	
	Series	Dimension (Lx Wx H)	Page
	GSC18/25/40	79x 54x 33 mm	25
	Series	Dimension (Dx H)	Page
	HBG-60	φ110x 60.5	67

Input and output with terminal block

	Series	Dimension (Lx Wx H)	Page
C.V+C.C	SLD-50	280x 30x 16.8mm	27
	SLD-80	320x 30x 16.8mm	
	Series	Dimension (Lx Wx H)	Page
	IDLC-25(A)	110x 75x 22	33
	IDLC-45(A)	120x 75x 25 mm	
	IDLC-45-DA	130x 75x 25 mm	
	IDLC-65(A)		
IDLC-65-DA			
	Series	Dimension (Lx Wx H)	Page
	PLM-12/25(E)	145x 38x 22 mm	34~35
PLM-40(E)	175x 42x 24 mm		
	Series	Dimension (Lx Wx H)	Page
	LCM-25(DA)/40(DA)/60(DA)	105x 68x 23 mm	29~30
	LCM-40EO/60EO	123.5x 81.5x 23 mm	
	LCM-40U/60U(DA)		
LCM-40UEO/60UEO			
100W C.V+C.C	Series	Dimension (Lx Wx H)	Page
	PLC-30	160x 46x 30 mm	36
	PLC-45/60	181.5x 62x 35 mm	
PLC-100	200.5x 69.5x 35 mm		

	Series	Dimension (Lx Wx H)	Page
	ELG-75(DA)	180x 63x 35.5 mm	41~43
	ELG-100(DA)	199x 63x 35.5 mm	
	ELG-150(DA)	219x 63x 35.5 mm	
	ELG-200(DA)	244x 71x 37.5 mm	
	ELG-240(DA)	246x 77x 39.5 mm	
	ELG-300		

	Series	Dimension (Lx Wx H)	Page
	HLC-40H/60H	171x 61.5x 36.8 mm	48~52
	HLC-80H	195.6x 61.5x 38.8 mm	
	HLC-100H/120H	220x 68x 38.8 mm	
	HLC-150H/185H	228x 68x 38.8 mm	
	HLC-240H	244.2x 68x 38.8 mm	
	HLC-320H	252x 90x 43.8 mm	
	HLC-480H	262x 125x 43.8 mm	
HLC-600H	280x 144x 48.5 mm		

	Series	Dimension (Lx Wx H)	Page
	HVG-65	189x 61.5x 36.8 mm	56~58
	HVG-100	236x 68x 38.8 mm	
	HVG-150	245x 68x 38.8 mm	
	HVG-240	254.2x 68x 38.8 mm	
	HVG-320	262x 90x 43.8 mm	
	HVG-480	262x 125x 43.8 mm	

	Series	Dimension (Dx H)	Page
	HBG-100(DA)	φ130x 66.5 mm	67~68
	HBG-160(DA)	φ151.68x 66.5	
	HBG-200(DA)		
	HBG-240(DA)	φ191.5x 69	

	Series	Dimension (Lx Wx H)	Page
C.V	ERP-200(NON PFC)	220x 110x 40 mm	70
	ERP-350(NON PFC)	220.4x 130x 48 mm	
	ERPF-400		

	Series	Dimension (Lx Wx H)	Page
	XLG-25/50	105x 63x 30 mm	38

	Series	Dimension (Lx Wx H)	Page
DC 12V/24V Available	XLG-75/100	140x 63x 30 mm	39~40
	XLG-150	180x 63x 35 mm	
	XLG-200	199x 63x 35 mm	
	XLG-240	219x 63x 30 mm	

Quick Selection Map


AC/DC

AC/DC


Metal Case

PFC


C.C or C.P




Series	Dimension (Lx Wx H)	Page
ELG-75-C(DA)	180x 63x 35.5 mm	44~46
ELG-100-C(DA)	199x 63x 35.5 mm	
ELG-150-C(DA)	219x 63x 35.5 mm	
ELGT-150-C		
ELG-200-C(DA)	244x 71x 37.5 mm	
ELG-240-C(DA)		
ELGC-300(DA) NEW	246x 77x 39.5 mm	



Series	Dimension (Lx Wx H)	Page
HLG-60H-C	171x 61.5x 36.8 mm	53~54
HLG-80H-C	195.6x 61.5x 38.8 mm	
HLG-120H-C	220x 68x 38.8 mm	
HLG-185H-C	228x 68x 38.8 mm	
HLG-240H-C	244.2x 68x 38.8 mm	
HLG-320H-C(DA)	252x 90x 43.8 mm	
HLG-480H-C	262x 125x 43.8 mm	



Series	Dimension (Lx Wx H)	Page
HVGC-65	189x 61.5x 36.8 mm	59~62
HVGC-100	236x 68x 38.8 mm	
HVGC-150	245x 68x 38.8 mm	
HVGC-240	254.2x 68x 38.8 mm	
HVGC-320	262x 90x 43.8 mm	
HVGC-480(DA)	262x 125x 43.8 mm	
HVGC-650(DA) NEW	280x 144x 48.5 mm	
HVGC-1000(DA) NEW	310x 144x 48.5 mm	




Series	Dimension (Lx Wx H)	Page
FDL-65	151x 53x 31.5 mm	63
FDLC-80	151x 53x 31.5 mm	
FDLC-100	175x 53x 31.5 mm	
FDHC-100 NEW		



Series	Dimension (Lx Wx H)	Page
XBG-100 NEW	COMING SOON ϕ 151.5x 60 mm	66
XBG-160 NEW	ϕ 130x 56 mm	
XBG-240 COMING SOON	ϕ 191x 63 mm	



Series	Dimension (Dx H)	Page
HBGC-300(DA) NEW	ϕ 191.5x 69 mm	69




Series	Dimension (Lx Wx H)	Page
LDC-35 (DA)	280x 30x 21 mm	28
LDC-55 (DA)	320x 30x 21 mm	
LDC-80 (DA)	360x 30x 21 mm	

PCB Type


PFC

C.V


C.C




Series	Dimension (Lx Wx H)	Page
IDPV-25(A)	114.5x 72.5x 20 mm	73
IDPV-45(A)	120 x 66.5 x 20.5 mm	
IDPV-65(A)	130 x 67.5 x 20.5 mm	



Series	Dimension (Dx H)	Page
HBG-60-P	ϕ 99x 26	72
HBG-100P(DA)	ϕ 104x 34	
HBG-160P(DA)	ϕ 124.6x 34	
HBG-240P	ϕ 144x 31	



Series	Dimension (Lx Wx H)	Page
IDPC-25(A)	114.5x 72.5x 20 mm	74
IDPC-45(A)	120 x 66.5 x 20.5 mm	
IDPC-45-DA		
IDPC-65(A)	130 x 67.5 x 20.5 mm	
IDPC-65-DA		



Series	Dimension (Lx Wx H)	Page
PLP-30	101.6x 50.8x 26.6 mm	75
PLP-45/60	101.6x 50.8x 29.6 mm	



Series	Dimension (Lx Wx H)	Page
HLP-40H/60H	147x 53x 27 mm	76
HLP-80H	167x 53x 29.5 mm	

Quick Selection Map

DC/DC

DC/DC

Constant Current (C.C.)

Step-up LED Driver

Plastic Case

Series	Dimension (Lx Wx H)	Page
LDH-25	52.4x 27.2x 24 mm	78
LDH-45(DA)	75x 53x 22.7 mm	

Step-down LED Driver

Plastic Case

Series	Dimension (Lx Wx H)	Page
LDD-350~1400H-DA	40.6x 23.5x 10.1 mm	81
LDD-350~1400H-WDA		

Buck-boost LED Driver

Plastic Case

Series	Dimension (Lx Wx H)	Page
LDD-300~700L / LW	22.6x 9.9x 8.9 mm	79~80
LDD-300~700LS	25.4x 10.5x 9.3 mm	
LDD-1000~1500L / LW	31.8x 20.3x 12.2 mm	
LDD-1000~1500LS	31.8x 20.3x 10.9 mm	
LDD-300~1500H / HW	31.8x 20.3x 12.2 mm	
LDD-300~1500HS	31.8x 20.3x 10.9 mm	

Series	Dimension (Lx Wx H)	Page
LDB-300~600L/W	31.8x 20.3x 12.2 mm	80

ACCESSORIES

Surge Protection Device

Series	Dimension (Lx Wx H)	Page
SPD-20	90x 70x 50 mm	82
SPD-20HP	71.6x 67.7x 32 mm	
SPD-10-320S	85x 37x 40 mm	
SPD-10S	56.76 x 46.36 x 26 mm	

Inrush Current Limiter

Series	Dimension (Lx Wx H)	Page
ICL-16R	35x 90x 54.5 mm	83
ICL-16L	175x 42x 24 mm	

Motion Sensor

Series	Dimension (Dx H)	Page
PIR-045	60*71.3mm	83

DALI to PWM Converter

Series	Dimension (Lx Wx H)	Page
DAP-04, DAP-04-S01	165x 46x 23 mm	84

Smart Timer Dimming

Series	Dimension (Lx Wx H)	Page
SDP-001	165x 46x 23 mm	84

DALI Bus Power

Series	Dimension (Lx Wx H)	Page
DLP-04L	145x 38x 22 mm	86
DLP-04R	35x 90x 54.5 mm	

EnOcean Dimmer Kit

Series	Dimension (Lx Wx H)	Page
WPD-06	110x 77x 26.4 mm	86
WPD-06-SWT	80x 80x 15 mm	

KNX Product

KNX to DALI Gateway

Series	Dimension (Lx Wx H)	Page
KDA-64	86x 72x 55mm	87

KNX LED actuator / dimmer

Series	Dimension (Lx Wx H)	Page
KAA-4R4V	90x 72x 57 mm	87

KNX Universal Actuator

Series	Dimension (Lx Wx H)	Page
KAA-8R	90x 72x 57 mm	87

KNX Constant Current Mode LED Driver

Series	Dimension (Lx Wx H)	Page
LCM-25KN	105x 68x 23mm	31

Series	Dimension (Lx Wx H)	Page
LCM-40KN	123.5x 81.5x 23mm	31

Series	Dimension (Lx Wx H)	Page
LCM-60KN	123.5x 81.5x 23mm	31

Plastic Case

Non PFC

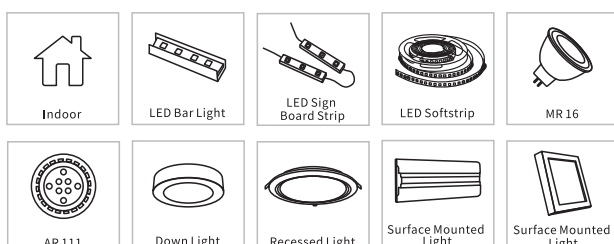
- 6 AP Series (8~35W)
- 8 AP-E Series (8~16W)
- 9 LP Series (18~150W)



The AP and LP series are the entry-level products. All products are divided into constant voltage and constant current applications. Most DC 12V and 24V can also be used with general light bar/light strip or advertising light box application. Moreover, other output voltage models are also available for choice and waterproof function is available for LP series .

Other constant current application can be used according to the COB LED or SMD LED specifications selected. Currently, the Driver current range can cover from 250/350/500/700/1050/1400mA to maximum operate up to 3150 mA (150W) for all kinds of indoor applications.



Application



AP series 8~35W

Features

- Constant voltage mode
- Universal AC input / Full range
- No load power consumption <0.5W for APV-8
- Withstand 300VAC surge input for 5 seconds (APV-25/35)
- Fully isolated plastic case with IP42 level
- Isolation class II, no F.G.
- Class 2 power unit / Pass LPS (except for APV-8)
- Economic, high reliability
- Suitable for LED strip applications
- Protections: Short circuit / Overload / Over voltage
- 2 years warranty



AC input voltage range	90~264VAC ; 127~370VDC		
AC inrush current (max.)	Cold start, 70A at 230VAC	APV-12: Cold start, 70A at 230VAC APV-16: Cold start, 50A at 230VAC	Cold start, 45A at 230VAC
Overload protection	>105% rated output power (110%~160% for APV-35) hiccup mode, auto-recovery		
Over voltage protection	115%~135% rated output voltage	110%~145% rated output voltage	
Withstand voltage	I/P-O/P: 3.75kVAC		I/P-O/P: 3kVAC
Working temperature	-30~+70°C (refer to output derating curve)		
Vibration	10~500Hz, 2G 10 minutes /1 cycle, period for 60 minutes each along X, Y, Z axes		
Safety standards	UL8750, EN61347-2-13 (LVD); BIS IS15885(except for 5V); EAC TP TC 004 approved; Design refer to EN62368-1, EN61347-1,-2-13; GB19510.14, GB19510.1(optional)	UL8750, ENEC EN61347-1/2-13; GB19510.14, GB19510.1, EAC TP TC 004; BIS IS15885(except for 5V); Design refer to EN62368-1	UL8750, EAC TP TC 004 approved, BIS IS15885(except for 15V, 36V); Design refer to EN62368-1
EMC standards	EN55032, EN61000-3-2 class A, EN61000-3-3, EAC TP TC 020, EN61000-4-2,3,4,5,6,8,11, EN61547; GB17743, GB17625.1(optional)		EN55032 class B, EN61000-3-2 class A, EN61000-3-3, EAC TP TC 020, EN61000-4-2,3,4,5,6,8,11
Connection	Input	UL rated, 18AWGx2C (15cm)	
	Output	UL rated, 20AWGx2C (15cm)	
Dimension (LxWxH)(mm)	60x 30x 23.5	77x 40x 29	84x 57x 29.5

APV-8 Series



Model No.	Output	Tol.	R&N	Effi.
APV-8-5	5V, 0~1.4A	±5%	250mV	74%
APV-8-12	12V, 0~0.67A	±5%	250mV	80%
APV-8-24	24V, 0~0.34A	±5%	300mV	81%

APV-12 Series



Model No.	Output	Tol.	R&N	Effi.
APV-12-5	5V, 0~2A	±5%	100mV	76%
APV-12-12	12V, 0~1A	±5%	120mV	82%
APV-12-15	15V, 0~0.8A	±5%	120mV	82%
APV-12-24	24V, 0~0.5A	±5%	150mV	84%

APV-16 Series



Model No.	Output	Tol.	R&N	Effi.
APV-16-5	5V, 0~2.6A	±5%	100mV	76%
APV-16-12	12V, 0~1.25A	±5%	120mV	80%
APV-16-15	15V, 0~1.00A	±5%	120mV	81%
APV-16-24	24V, 0~0.67A	±5%	150mV	83%

APV-25 Series



Model No.	Output	Tol.	R&N	Effi.
APV-25-5	5V, 0~3.5A	±5%	120mV	75.5%
APV-25-12	12V, 0~2.1A	±5%	150mV	82.0%
APV-25-15	15V, 0~1.68A	±5%	150mV	83.0%
APV-25-24	24V, 0~1.05A	±5%	150mV	83.0%
APV-25-36	36V, 0~0.7A	±5%	150mV	84.0%

APV-35 Series




Model No.	Output	Tol.	R&N	Effi.
APV-35-5	5V, 0~5A	±5%	120mV	76.5%
APV-35-12	12V, 0~3A	±5%	150mV	83.0%
APV-35-15	15V, 0~2.4A	±5%	150mV	84.0%
APV-35-24	24V, 0~1.5A	±5%	180mV	84.0%
APV-35-36	36V, 0~1.0A	±5%	180mV	85.0%

Note: The models on this page might not be suitable for lighting applications in EU countries. Please check with your local authorities for the possible use of the model of interest.

AP series 8~35W

Features

- **Constant current mode**
- Universal AC input / Full range
- No load power consumption <0.5W for APC-8
- Withstand 300VAC surge input for 5 seconds (APC-25/35)
- Fully isolated plastic case with IP42 level
- Isolation class II, no F.G.
- Class 2 power unit / Pass LPS (except for APC-8, APC-25-350 and APC-35-350/500)
- Economic, high reliability
- Small and compact size
- Suitable for LED strip applications
- Protections: Short circuit / Over voltage (except for APC-8)
- 2 years warranty



AC input voltage range	90~264VAC ; 127~370VDC		
AC inrush current (max.)	Cold start, 70A at 230VAC	APC-12: Cold start, 70A at 230VAC APC-16: Cold start, 45A at 230VAC	Cold start, 45A at 230VAC
Over voltage protection	None	110%~145% rated output voltage	
Withstand voltage	I/P-O/P: 3.75kVAC		I/P-O/P: 3kVAC
Working temperature	-30~+70°C (refer to output derating curve)		
Vibration	10~500Hz, 2G 10 minutes /1 cycle, period for 60 minutes each along X, Y, Z axes		
Safety standards	UL8750, EAC TP TC 004, BIS 15885 approved; Design refer to EN62368-1, EN61347-1, EN61347-2-13 (LVD); GB19510.14, GB19510.1(optional)	UL8750, EAC TP TC 004, BIS 15885 approved; Design refer to TUV EN61347-1; GB19510.14, GB19510.1(optional)	UL8750 (except for APC-25-350 & APC-35-350/500), EAC TP TC 004, BIS IS15885 approved, Design refer to EN62368-1(LVD)
EMC standards	EN61000-3-2 class A, EN61000-3-3, EN55032, EN61000-4-2,3,4,5,6,8,11, EAC TP TC 020; B17743/17625.1(optional)		EN55032 class B, EN61000-3-2 class A, EN61000-3-3, EAC TP TC 020, EN61000-4-2,3,4,5,6,8,11
Connection	Input	UL rated, 18AWGx2C (15cm)	
	Output	UL rated, 20AWGx2C (15cm)	
Dimension (LxWxH)(mm)	60x 30x 23.5	77x 40x 29	84x 57x 29.5

APC-8 Series



Model No.	Output	Tol.	R&N	Effi.
APC-8-250	16~32V, 250mA	±8%	350mV	82.5%
APC-8-350	11~23V, 350mA	±8%	300mV	81.5%
APC-8-500	8~16V, 500mA	±8%	300mV	81%
APC-8-700	6~11V, 700mA	±8%	250mV	80%

APC-12 Series



Model No.	Output	Tol.	R&N	Effi.
APC-12-350	9~36V, 350mA	±8%	300mV	82%
APC-12-700	9~18V, 700mA	±8%	250mV	80%

APC-16 Series



Model No.	Output	Tol.	R&N	Effi.
APC-16-350	12~48V, 350mA	±8%	300mV	84%
APC-16-700	9~24V, 700mA	±8%	250mV	83%

APC-25 Series



Model No.	Output	Tol.	R&N	Effi.
APC-25-350	25~70V, 350mA	±8%	300mV	83%
APC-25-500	15~50V, 500mA	±8%	300mV	83%
APC-25-700	11~36V, 700mA	±8%	300mV	83%
APC-25-1050	9~24V, 1050mA	±8%	300mV	83%

APC-35 Series





Model No.	Output	Tol.	R&N	Effi.
APC-35-350	28~100V, 350mA	±8%	350mV	84%
APC-35-500	25~70V, 500mA	±8%	350mV	84%
APC-35-700	15~50V, 700mA	±8%	350mV	84%
APC-35-1050	11~33V, 1050mA	±8%	350mV	84%

Note: The models on this page might not be suitable for lighting applications in EU countries. Please check with your local authorities for the possible use of the model of interest.

AP-E series 8~16W

Features

- Constant voltage mode for APV-E series
- Constant current mode for APC-E series
- 180~264VAC input only
- No load power consumption < 0.5W
- Fully isolated plastic case
- Isolation class II, no F.G.
- Economic, high reliability
- Suitable for LED strip applications
- Protections:
 - Short circuit / Overload (APV-E series only) / Over voltage (except for APC-8E)
- 2 years warranty



AC input voltage range	180 ~ 264VAC ; 254 ~ 370VDC	
AC inrush current (max.)	Cold start, 70A at 230VAC (50A for APV-16E, 45A for APC-16E)	
Over voltage protection	115%~135% rated output voltage (except for APC-8E)	
Withstand voltage	I/P-O/P: 3.75kVAC	
Working temperature	-30~+70°C (refer to output derating curve)	
Vibration	10~500Hz, 2G 10 minutes /1 cycle, period for 60 minutes each along X, Y, Z axes	
Safety standards	ENEC EN61347-1, EN61347-2-13, EN62384, EAC TP TC 004 approved	
EMC standards	EN55015, EN61000-3-2 class A, EN61000-3-3, EN61000-4-2, 3, 4, 5, 6, 8, 11, EN61547, EAC TP TC 020	
Connection	Input	H03VVH2-F 0.75mm ² x2C (15cm)
	Output	UL rated, 20AWGx2C (15cm)
Dimension (LxWxH)(mm)	60x 30x 23.5	77x 40x 29

APV-8E Series



Model No.	Output	Tol.	R&N	Effi.
APV-8E-5	5V, 0~1.4A	±5%	250mV	74.0%
APV-8E-12	12V, 0~0.67A	±5%	250mV	77.5%
APV-8E-24	24V, 0~0.34A	±5%	300mV	78.5%

APV-12E Series



Model No.	Output	Tol.	R&N	Effi.
APV-12E-5	5V, 0~2A	±5%	100mV	75.0%
APV-12E-12	12V, 0~1A	±5%	120mV	81.0%
APV-12E-15	15V, 0~0.8A	±5%	120mV	81.0%
APV-12E-24	24V, 0~0.5A	±5%	150mV	83.0%

APV-16E Series



Model No.	Output	Tol.	R&N	Effi.
APV-16E-5	5V, 0~2.6A	±5%	100mV	75.0%
APV-16E-12	12V, 0~1.25A	±5%	120mV	79.0%
APV-16E-15	15V, 0~1A	±5%	120mV	80.0%
APV-16E-24	24V, 0~0.67A	±5%	150mV	82.0%

APC-8E Series



Model No.	Output	Tol.	R&N	Effi.
APC-8E-250	16~32V, 250mA	±8%	350mV	81.5%
APC-8E-350	11~23V, 350mA	±8%	300mV	80.5%
APC-8E-500	8~16V, 500mA	±8%	300mV	79.0%
APC-8E-700	6~11V, 700mA	±8%	250mV	77.5%

APC-12E Series



Model No.	Output	Tol.	R&N	Effi.
APC-12E-350	9~36V, 350mA	±8%	300mV	81.0%
APC-12E-700	9~18V, 700mA	±8%	250mV	79.0%

APC-16E Series




Model No.	Output	Tol.	R&N	Effi.
APC-16E-350	12~48V, 350mA	±8%	300mV	83.0%
APC-16E-700	9~24V, 700mA	±8%	250mV	82.0%

LP series 18~35W

Features

- Constant voltage mode
- LPL-18: 90~132VAC input only
LPH-18: 180~264VAC input only
LPV: 90~264VAC input
- Withstand 300VAC surge input for 5 seconds (LPV-20/35)
- Fully encapsulated with IP67 level
- Isolation class II, no F.G.
- Class 2 power unit / Pass LPS
- Economic, high reliability
- Suitable for LED-based decorative/architectural lighting, LED stage, theater lighting, and LED electronic displays
- Protections: Short circuit / Overload / Over voltage / Over temperature (LPH-18/LPL-18 only)
- 2 years warranty



		LPL-18	LPH-18	LPV-20	LPV-35
AC input voltage range		90~132VAC	180~264VAC	90~264VAC	
AC inrush current (max.)		Cold start, 40A at 115VAC	Cold start, 50A at 230VAC	Cold start, 70A at 230VAC	Cold start, 55A at 230VAC
Overload Protection	Range	>105%		110%~150%	
	Type	Hiccup mode, auto-recovery			
Over voltage protection		115%~135% rated output voltage			
Withstand voltage		I/P-O/P: 3kVAC			
Working temperature		-30~+70°C			-30~+65°C
Vibration		10~500Hz, 2G 10 minutes / 1 cycle, period for 60 minutes each along X, Y, Z axes			
Safety standards		TUV EN62368-1, EAC TP TC 004, BIS IS15885 (except for LPL-18, LPH-18-36) approved for LPH-18		LPV-20: TUV EN62368-1, UL879, UL1310, EAC TP TC 004 approved LPV-35: UL1310, IEC62368-1, EAC TP TC 004 approved	
EMC standards		EN55032 class B, EN61000-3-2 class A, EN61000-3-3, EN61000-4-2,3,4,5,6,8,11, EAC TP TC 020, FCC part 15 class B (LPL-18)			
Connection	Input	UL rated, 18AWGx2C (30cm)		UL rated, 18AWGx2C (60cm)	UL rated, 18AWGx2C (60cm)
	Output				UL rated, 16AWGx2C (60cm)
Dimension (LxWxH)(mm)		140x 30x 22		118x 35x 26	148x 40x 30

LPL-18 Series



Model No.	Output	Tol.	R&N	Effi.
LPL-18-12	12V, 0~1.5A	±3%	120mV	80%
LPL-18-24	24V, 0~0.75A	±3%	150mV	83%
LPL-18-36	36V, 0~0.5A	±3%	200mV	84%

LPV-20 Series



Model No.	Output	Tol.	R&N	Effi.
LPV-20-5	5V, 0~3A	±5%	80mV	77%
LPV-20-12	12V, 0~1.67A	±5%	120mV	81%
LPV-20-15	15V, 0~1.33A	±5%	120mV	83%
LPV-20-24	24V, 0~0.84A	±5%	150mV	83%

LPH-18 Series



Model No.	Output	Tol.	R&N	Effi.
LPH-18-12	12V, 0~1.5A	±3%	120mV	77%
LPH-18-24	24V, 0~0.75A	±3%	150mV	82%
LPH-18-36	36V, 0~0.5A	±3%	200mV	83%

LPV-35 Series




Model No.	Output	Tol.	R&N	Effi.
LPV-35-5	5V, 0~5A (peak 6A)	±6%	80mV	77%
LPV-35-12	12V, 0~3A	±5%	120mV	84%
LPV-35-15	15V, 0~2.4A	±5%	120mV	84%
LPV-35-24	24V, 0~1.5A	±5%	150mV	85%
LPV-35-36	36V, 0~1A	±5%	150mV	85%

Note: The models on this page might not be suitable for lighting applications in EU countries. Please check with your local authorities for the possible use of the model of interest.

LP series 60~150W

Features

- Constant voltage mode
- LPV-60/100: 90~264VAC input
LPV-150: 180~305VAC input only
LPVL-150: 90~132VAC input only
- Withstand 300VAC surge input for 5 seconds (LPV-60/100)
- Fully encapsulated with IP67 level
- Isolation class II, no F.G.
- Class 2 power unit / Pass LPS (LPV-60-12/15/24/36/48 only)
- Type HL LED Driver for use in Class I, Division 2 hazardous location luminaires (LPVL-150 only)
- Economic, high reliability
- Suitable for LED-based decorative/architectural lighting, LED stage, theater lighting, and LED electronic displays
- Protections: Short circuit / Overload / Over voltage / Over temperature (LPV-150, LPVL-150 only)
- 2 years warranty



AC input voltage range	90~264VAC; 127~370VDC		LPV-150: 180~305VAC; 254~431VDC LPVL-150: 90~132VAC	
AC inrush current (max.)	Cold start, 60A at 230VAC	Cold start, 75A at 230VAC	LPV-150: Cold start, 60A at 230VAC LPVL-150: Cold start, 75A at 115VAC	
Overload protection	110%~150% hiccup mode, auto-recovery			
Over voltage protection	115%~135% rated output voltage			
Withstand voltage	I/P-O/P: 3kVAC			
Working temperature	-30~+70°C	-25~+70°C	-25~+65°C	
Vibration	10~500Hz, 2G 10 minutes /1 cycle, period for 60 minutes each along X, Y, Z axes			
Safety standards	UL879 (except for LPV-60-5), UL1310 (except for LPV-60-5), EAC TP TC 004 approved	UL8750, UL879, EAC TP TC 004 approved; Design refer to EN62368-1		
EMC standards	EN55032 class B, EN61000-3-2 class A, EN61000-3-3, EN61000-4-2,3,4,5,6,8,11, EAC TP TC 020; FCC part 15 for LPVL-150 only			
Connection	Input	UL rated, 18AWGx2C (60cm)	UL rated, 18AWGx2C (30cm)	UL rated, SJTW 18AWGx2C (30cm)
	Output	UL rated, 16AWGx2C (60cm)	UL rated, 14AWGx2C (30cm)	UL rated, SJTW 14AWGx2C (30cm)
Dimension (LxWxH)(mm)	162.5x 42.5x 32	190x 52x 37	191x 63x 37.5	

LPV-60 Series



Model No.	Output	Tol.	R&N	Effi.
LPV-60-5	5V, 0~8A	±8%	80mV	76%
LPV-60-12	12V, 0~5A	±5%	120mV	83%
LPV-60-15	15V, 0~4A	±5%	120mV	83%
LPV-60-24	24V, 0~2.5A	±5%	150mV	86%
LPV-60-36	36V, 0~1.67A	±5%	150mV	86%
LPV-60-48	48V, 0~1.25A	±5%	150mV	86%

LPV-100 Series



Model No.	Output	Tol.	R&N	Effi.
LPV-100-5	5V, 0~12A	±8%	80mV	80%
LPV-100-12	12V, 0~8.5A	±5%	120mV	85%
LPV-100-15	15V, 0~6.7A	±5%	120mV	87%

Model No.	Output	Tol.	R&N	Effi.
LPV-100-24	24V, 0~4.2A	±5%	150mV	88%
LPV-100-36	36V, 0~2.8A	±5%	150mV	88%
LPV-100-48	48V, 0~2.1A	±5%	150mV	89%

LPV/LPVL-150 Series



Model No.	Output	Tol.	R&N	Effi.
LPV□-150-12	12V, 0~10A	±5%	200mV	87%
LPV-150-15	15V, 0~8A	±5%	200mV	88%
LPV□-150-24	24V, 0~6.3A	±5%	200mV	89%
LPV-150-36	36V, 0~4.2A	±5%	200mV	89%
LPV-150-48	48V, 0~3.2A	±5%	200mV	90%


□ = Blank, L ;
Blank: AC input range 180~305VAC, L: AC input range 90~132VAC

Note: The models on this page might not be suitable for lighting applications in EU countries. Please check with your local authorities for the possible use of the model of interest.

LP series 18~35W

Features

- **Constant current mode**
- LPHC-18: 180~264VAC input only
LPC-20/35: 90~264VAC input
- Withstand 300VAC surge input for 5 seconds (only for LPC-20/35)
- **Fully encapsulated with IP67 level**
- Isolation class II, no F.G.
- Class 2 power unit / Pass LPS
- Economic, high reliability
- Suitable for LED-based decorative / architectural lighting, LED stage, theater lighting, and LED electronic displays
- Protections: Short circuit / Over voltage / Over temperature (except for LPC-20/35)
- 2 years warranty



	LPHC-18	LPC-20	LPC-35
AC input voltage range	180~264VAC	90~264VAC	
AC inrush current (max.)	Cold start, 50A at 230VAC	Cold start, 70A at 230VAC	Cold start, 55A at 230VAC
Over voltage protection	105%~135% rated output voltage		
Withstand voltage	I/P-O/P: 3kVAC		
Working temperature	-30~+70°C		
Vibration	10~500Hz, 2G 10 minutes /1 cycle, period for 60 minutes each along X, Y, Z axes		
Safety standards	Design refer to UL1310, TUV EN62368-1, EAC TP TC 004	LPC-20: UL1310, UL879, TUV EN62368-1, EAC TP TC 004 approved LPC-35: UL1310, EAC TP TC 004 approved	
EMC standards	EN55032 class A, EN61000-3-2 class A, EN61000-3-3, EAC TP TC 020, EN61000-4-2,3,4,5,6,8,11	EN55032 class B, EN61000-3-2 class A, EN61000-3-3, EAC TP TC 020, EN61000-4-2,3,4,5,6,8,11	
Connection	Input Output	UL rated, 18AWGx2C (30cm)	UL rated, 18AWGx2C (60cm) UL rated, 16AWGx2C (60cm)
Dimension (LxWxH)(mm)	140x 30x 22	118x 35x 26	148x 40x 30

LPHC-18 Series



Model No.	Output	Io Tol.	R&N	Effi.
LPHC-18-350	6~48V, 350mA	±8%	300mV	80%
LPHC-18-700	6~25V, 700mA	±8%	250mV	80%

LPC-20 Series



Model No.	Output	Io Tol.	R&N	Effi.
LPC-20-350	9~48V, 350mA	±5%	200mV	83%
LPC-20-700	9~30V, 700mA	±5%	200mV	83%

LPC-35 Series



Model No.	Output	Io Tol.	R&N	Effi.
LPC-35-700	9~48V, 700mA	±5%	200mV	85%
LPC-35-1050	9~30V, 1050mA	±5%	200mV	85%
LPC-35-1400	9~24V, 1400mA	±5%	200mV	85%

Note: The models on this page might not be suitable for lighting applications in EU countries. Please check with your local authorities for the possible use of the model of interest.

LP series 60~150W

Features

- **Constant current mode**
- LPC-60/100: 90~264VAC input
LPC-150: 180~305VAC input only
- High efficiency up to 90%
- **Fully encapsulated with IP67 level**
- Isolation class II, no F.G.
- Class 2 power unit / Pass LPS (LPC-60)
- Economic, high reliability
- Suitable for LED-based decorative / architectural lighting, LED stage, theater lighting, and LED electronic displays
- Protections: Short circuit / Over voltage / Over temperature (LPC-150 only)
- 2 years warranty

		LPC-60	LPC-100	LPC-150												
<table border="1"> <thead> <tr> <th colspan="2">INPUT</th> </tr> <tr> <th>60W / 100W</th> <th>150W</th> </tr> </thead> <tbody> <tr> <td></td> <td></td> </tr> <tr> <th colspan="2">OUTPUT</th> </tr> <tr> <th>60W / 100W</th> <th>150W</th> </tr> <tr> <td></td> <td></td> </tr> </tbody> </table>		INPUT		60W / 100W	150W			OUTPUT		60W / 100W	150W					
INPUT																
60W / 100W	150W															
OUTPUT																
60W / 100W	150W															
AC input voltage range	90~264VAC; 127~370VDC		180~305VAC; 254~431VDC													
AC inrush current (max.)	Cold start, 60A at 230VAC	Cold start, 75A at 230VAC	Cold start, 40A at 230VAC													
Over voltage protection	105%~135%	110%~135%														
Withstand voltage	I/P-O/P: 3kVAC															
Working temperature	-30~+70°C	-25~+50°C	-25~+50°C													
Vibration	10 ~ 500Hz, 2G 10min./1cycle, period for 60min. each along X, Y, Z axes															
Safety standards	UL1310, EAC TP TC 004 approved	EN62368-1(LVD), EAC TP TC 004 approved														
EMC standards	EN55032 class B, EN61000-3-2 class A, EN61000-3-3, EN61000-4-2,3,4,5,6,8,11, EAC TP TC 020															
Connection	Input	UL rated, 18AWG x2C (60cm)	UL rated, 18AWG x2C (30cm)	UL rated, SJTW 18AWG x2C (30cm)												
	Output	UL rated, 16AWG x2C (60cm)	UL rated, 18AWG x2C (30cm)	UL rated, SJTW 18AWG x2C (30cm)												
Dimension (LxWxH)(mm)	162.5x 42.5x 32	190x 52x 37	191x 63x 37.5													

LPC-60 Series



Model No.	Output	Io Tol.	R&N	Effi.
LPC-60-1050	9~48V, 1050mA	±5%	200mV	87%
LPC-60-1400	9~42V, 1400mA	±5%	200mV	85%
LPC-60-1750	9~34V, 1750mA	±5%	200mV	87%

LPC-100 Series



Model No.	Output	Io Tol.	R&N	Effi.
LPC-100-350	143~286V, 350mA	±5%	1.5V	90%
LPC-100-500	100~200V, 500mA	±5%	1.5V	90%
LPC-100-700	72~143V, 700mA	±5%	1.0V	90%
LPC-100-1050	48~96V, 1050mA	±5%	1.0V	90%
LPC-100-1400	36~72V, 1400mA	±5%	1.0V	89.5%
LPC-100-1750	29~58V, 1750mA	±5%	1.0V	89.5%
LPC-100-2100	24~48V, 2100mA	±5%	1.0V	89%

LPC-150 Series



Model No.	Output	Io Tol.	R&N	Effi.
LPC-150-350	215~430V, 350mA	±5%	2.0V	90%
LPC-150-500	150~300V, 500mA	±5%	1.5V	90%
LPC-150-700	107~215V, 700mA	±5%	1.0V	90%
LPC-150-1050	72~144V, 1050mA	±5%	1.0V	90%
LPC-150-1400	54~108V, 1400mA	±5%	1.0V	90%
LPC-150-1750	43~86V, 1750mA	±5%	1.0V	90%
LPC-150-2100	36~72V, 2100mA	±5%	1.0V	90%
LPC-150-2450	31~62V, 2450mA	±5%	1.0V	90%
LPC-150-2800	27~54V, 2800mA	±5%	1.0V	90%
LPC-150-3150	24~48V, 3150mA	±5%	1.0V	90%

Note: The models on this page might not be suitable for lighting applications in EU countries. Please check with your local authorities for the possible use of the model of interest.

Plastic Case

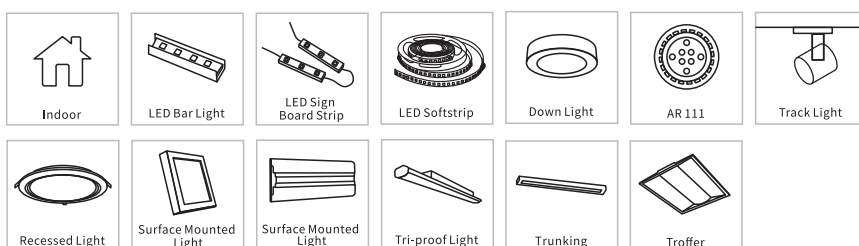
with PFC

- 14 NPF Series (40~120W)
- 15 LPF Series (16~90W)
- 17 PWM Series (40~120W)
- 17 PWM-DA Series (60~120W)
- 18 OWA Series (60~120W)
- 19 ODLV Series (45~65W)
- 20 ODLC Series (45~65W)
- 21 PLD Series (16~60W)
- 22 PCD Series (16~60W)
- 23 PLN Series (20~96W)
- 24 HLN Series (40~80W)
- 25 GSC Series (18~40W)



MEAN WELL provides various kinds of LED drivers for indoor lighting luminaires. In general, LED drivers for plastic housing can be categorized into independent and built-in types. For example, NPF,LPF,PWM and OWA series feature the waterproof function and can be used externally as an independent driver control gear or built-in with luminaires,especially for high humidity or semi-outdoor environment. While, ODLC/ODLV/PLD/PCD series are for built-in indoor design luminaires, such as recessed light/down light/Canopy luminaires. The above-mentioned LED drivers are equipped with 0-10V dimming, DALI dimming or PWM style output dimming function respectively. Furthermore, if auxiliary power is needed for intelligent control products,ODLC/ODLV-45/60 series is a perfect fit.

Application



NPF series 40~120W

Features

- Constant voltage+constant current modes (D-Type: Constant current mode only)
- Universal AC input (90 to 305VAC) / Full range
- High efficiency up to 90%
- No load power consumption <0.15W (<0.5W for D-Type)
- Fully isolated plastic case with IP67 level
- Isolation class II, no F.G.
- Class 2 power unit [except for NPF-90(D)-12/15 & NPF-120(D)]
- Type HL LED Driver for use in Class I, Division 2 hazardous location luminaires [except for NPF-90(D)]
- D-Type: Built-in 3 in 1 dimming function (0~10VDC, PWM signal or resistance)
- BE-Type: Built-in 3 in 1 dimming function (0~10VDC, PWM signal or resistance) and 12V/200mA auxiliary output for 120W only
- Suitable for dry, damp, and wet location
- Protections: Short circuit / Over current / Over voltage / Over temperature
- 5 years warranty

INPUT	OUTPUT (NPF-40D/60D)	NPF-40(D)/60(D)	NPF-90(D)	NPF-120(D)
ACL ACN	DIM+ DIM- Vo+ Vo-			
OUTPUT (NPF-40/60/90/120)	OUTPUT (NPF-90D/120D)			
Vo- Vo+	DIM+ DIM- Vo- Vo+			
AC input voltage range	90~305VAC; 127~431VDC			
AC inrush current (max.)	Cold start, 50A at 230VAC	Cold start, 60A at 230VAC		
Over current protection	95%~108% constant current limiting, auto-recovery			
Over voltage protection	110%~140% rated output voltage			
Over temp. protection	Shut down o/p voltage, re-power on to recover			
Setup, rise, hold up time	500ms, 80ms, 16ms at full load and 230VAC			
Total harmonic distortion	THD<20%			
Withstand voltage	I/P-O/P: 3.75kVAC			
Working temperature	Tcase= -40~+85°C (refer to "OUTPUT LOAD vs TEMPERATURE")		Tcase= -40~+90°C	
Safety standards	UL8750, ENEC EN61347-1, EN61347-2-13, EN62384 approved, GB19510.14, GB19510.1, EAC TP TC 004, UL879[for NPF-40(D)/60(D)12V,24V only]; Design refer to EN60335-1			
EMC standards	EN55015, EN61000-3-2 class C, EN61000-3-3, EN61000-4-2,3,4,5,6,8,11, EN61547, GB17743, GB17625.1, EAC TP TC 020			
Connection	Input	UL rated, SJTW 18AWGx2C (30cm)		
	Output	NPF-40/60: SVT 18AWGx 2C (30cm) NPF-40D/60D: UL2464 18AWG x2C (30cm)+ 22AWG x2C (30cm)	NPF-90: SJTW 16AWGx2C (30cm) NPF-90D: SJTW 16AWGx2C (30cm)+ UL2464 18AWGx2C (30cm)	NPF-120: SJTW 14AWGx2C (30cm) NPF-120D: SJTW 14AWGx2C (30cm)+ UL2464 18AWGx2C (30cm) [UL2464 22AWGx3C(30cm) for BE-Type]
Dimension (LxWxH) (mm)	150x 53x 35		171x 63x 37.5	

NPF-40 Series

Model No.	Output	Tol.	R&N	Io Ripple (D-Type)	Effi.
NPF-40□-12○	12V, 0~3.34A	±4%	150mV	5%	86%
NPF-40□-15○	15V, 0~2.67A	±4%	150mV	5%	87%
NPF-40□-20○	20V, 0~2A	±4%	150mV	5%	88%
NPF-40□-24○	24V, 0~1.67A	±3%	150mV	5%	89%
NPF-40□-30○	30V, 0~1.34A	±3%	200mV	5%	89%
NPF-40□-36○	36V, 0~1.12A	±2%	200mV	5%	90%
NPF-40□-42○	42V, 0~0.96A	±1%	200mV	5%	90%
NPF-40□-48○	48V, 0~0.84A	±1%	200mV	5%	90%
NPF-40□-54○	54V, 0~0.76A	±1%	350mV	5%	90%

NPF-60 Series

Model No.	Output	Tol.	R&N	Io Ripple (D-Type)	Effi.
NPF-60□-12○	12V, 0~5A	±4%	150mV	5%	86%
NPF-60□-15○	15V, 0~4A	±4%	150mV	5%	87%
NPF-60□-20○	20V, 0~3A	±4%	150mV	5%	88%
NPF-60□-24○	24V, 0~2.5A	±3%	150mV	5%	89%
NPF-60□-30○	30V, 0~2A	±3%	200mV	5%	90%
NPF-60□-36○	36V, 0~1.67A	±2%	200mV	5%	90%
NPF-60□-42○	42V, 0~1.43A	±1%	200mV	5%	90%
NPF-60□-48○	48V, 0~1.25A	±1%	200mV	5%	90%
NPF-60□-54○	54V, 0~1.12A	±1%	350mV	5%	90%

NPF-90 Series

Model No.	Output	Tol.	R&N	Io Ripple (D-Type)	Effi.
NPF-90□-12○	12V, 0~7.5A	±4%	150mV	5%	88%
NPF-90□-15○	15V, 0~6A	±4%	150mV	5%	89%
NPF-90□-20○	20V, 0~4.5A	±4%	150mV	5%	90%
NPF-90□-24○	24V, 0~3.75A	±3%	150mV	5%	90%
NPF-90□-30○	30V, 0~3A	±3%	200mV	5%	89%
NPF-90□-36○	36V, 0~2.5A	±2%	200mV	5%	90%
NPF-90□-42○	42V, 0~2.15A	±1%	250mV	5%	90%
NPF-90□-48○	48V, 0~1.88A	±1%	250mV	5%	90%
NPF-90□-54○	54V, 0~1.67A	±1%	350mV	5%	90%

NPF-120 Series








Model No.	Output	Tol.	R&N	Io Ripple (D-Type)	Effi.
NPF-120□-12△	12V, 0~10A	±4%	150mV	5%	87.5%
NPF-120□-15△	15V, 0~8A	±4%	150mV	5%	88%
NPF-120□-20△	20V, 0~6A	±4%	150mV	5%	89%
NPF-120□-24△	24V, 0~5A	±4%	150mV	5%	89.5%
NPF-120□-30△	30V, 0~4A	±3%	200mV	5%	89%
NPF-120□-36△	36V, 0~3.4A	±2%	200mV	5%	89.5%
NPF-120□-42△	42V, 0~2.9A	±1%	250mV	5%	89.5%
NPF-120□-48△	48V, 0~2.5A	±1%	250mV	5%	90%
NPF-120□-54△	54V, 0~2.3A	±1%	350mV	5%	90%

□ = Blank, D; Blank: without dimming function, D: with dimming function △ = Blank, BE; Blank: without auxiliary output, BE: D-Type with auxiliary function

LPF series 16~40W

Features

- Constant voltage+constant current modes (D-Type: Constant current mode only)
- Universal AC input (90 to 305VAC) / Full range
- Isolation class II, no F.G.
- Class 2 power unit
- Fully encapsulated with IP67 level [optional for LPF-16(D)]
- Built-in 3 in 1 dimming function (1~10VDC, PWM signal or resistance) for D type
- Suitable for LED lighting with independent applications
- Suitable for dry, damp, and wet location
- Protections: Short circuit / Over current / Over voltage / Over temperature
- 5 years warranty

		LPF-16(D)/25(D)	LPF-40(D)
INPUT  OUTPUT (Non-Dimming Models)  OUTPUT (Dimming Models) 			
			
AC input voltage range	90~305VAC ; 127~431VDC		
AC inrush current (max.)	LPF-16(D): Cold start, 45A at 230VAC LPF-25(D): Cold start, 50A at 230VAC	Cold start, 50A	
Over current protection	95% ~108% constant current, auto-recovery		
Over voltage protection	110%~150% rated output voltage		
Setup, rise, hold up time	500ms, 80ms, 16ms at full load and 230VAC		
Withstand voltage	I/P - O/P: 3.75kVAC		
Working temperature	Tcase= -35~+70°C (refer to "OUTPUT LOAD vs TEMPERATURE")	Tcase= -40~+80°C (refer to "OUTPUT LOAD vs TEMPERATURE")	
Safety standards	UL8750, ENEC EN61347-1, EN61347-2-13, EN62384, PSE J61347-1, J61347-2-13, EAC TP TC 004, GB19510.14, GB19510.1 approved; TUV EN61347-1, EN61347-2-13 approved for LPF-40(D)		
EMC standards	EN55015, EN61547, EN61000-3-2 class C, EN61000-3-3, EN61000-4-2,3,4,5,6,8,11, EAC TP TC 020, GB17743, GB17625.1		
Connection	Input	UL rated, SJTW 18AWGx2C (30cm)	
	Output	LPF-16/25: UL rated, SVT 18AWGx2C (30cm) LPF-16D/25D: UL rated, SJTW 18AWGx4C (30cm)	LPF-40: UL rated, SVT 18AWGx2C (30cm) LPF-40D: UL2464, 18AWGx2C(30cm)+22AWGx2C (30cm)
Dimension (LxWxH)(mm)	148x 40x 32		162.5x 43x 32

LPF-16 Series



Model No.	Output	Tol.	R&N	Effi.
LPF-16□-12	12V, 0~1.34A	±5%	150mV	83.0%
LPF-16□-15	15V, 0~1.07A	±5%	150mV	83.0%
LPF-16□-20	20V, 0~0.80A	±5%	150mV	84.5%
LPF-16□-24	24V, 0~0.67A	±5%	150mV	84.5%
LPF-16□-30	30V, 0~0.54A	±5%	200mV	84.5%
LPF-16□-36	36V, 0~0.45A	±5%	250mV	85.0%
LPF-16□-42	42V, 0~0.39A	±5%	250mV	85.0%
LPF-16□-48	48V, 0~0.34A	±5%	250mV	85.0%
LPF-16□-54	54V, 0~0.30A	±5%	350mV	84.5%

□ = Blank, D ; Blank: without dimming function , D: with dimming function

LPF-25 Series



Model No.	Output	Tol.	R&N	Effi.
LPF-25□-12	12V, 0~2.10A	±4%	150mV	84.0%
LPF-25□-15	15V, 0~1.67A	±4%	150mV	84.0%
LPF-25□-20	20V, 0~1.25A	±4%	150mV	85.0%
LPF-25□-24	24V, 0~1.05A	±4%	150mV	85.5%

Model No.	Output	Tol.	R&N	Effi.
LPF-25□-30	30V, 0~0.84A	±4%	200mV	85.5%
LPF-25□-36	36V, 0~0.70A	±4%	250mV	85.5%
LPF-25□-42	42V, 0~0.60A	±4%	250mV	85.5%
LPF-25□-48	48V, 0~0.53A	±4%	250mV	86.0%
LPF-25□-54	54V, 0~0.47A	±4%	350mV	86.0%

□ = Blank, D ; Blank: without dimming function , D: with dimming function



LPF-40 Series



Model No.	Output	Tol.	R&N	Effi.
LPF-40□-12	12V, 0~3.34A	±4%	150mV	84.0%
LPF-40□-15	15V, 0~2.67A	±4%	150mV	85.0%
LPF-40□-20	20V, 0~2.00A	±4%	150mV	86.0%
LPF-40□-24	24V, 0~1.67A	±4%	150mV	87.0%
LPF-40□-30	30V, 0~1.34A	±4%	200mV	88.0%
LPF-40□-36	36V, 0~1.12A	±4%	250mV	88.0%
LPF-40□-42	42V, 0~0.96A	±4%	250mV	88.5%
LPF-40□-48	48V, 0~0.84A	±4%	250mV	89.0%
LPF-40□-54	54V, 0~0.76A	±4%	350mV	89.0%

□ = Blank, D ; Blank: without dimming function , D: with dimming function

LPF series 60~90W

Features

- Constant voltage+constant current modes (D-Type: Constant current mode only)
- LPF: 90~305VAC input
LPFH: 200~400VAC input
- Fully isolated plastic case with IP67 level
- Isolation class II, no F.G.
- Class 2 power unit
- Type HL LED Driver for use in Class I, Division 2 hazardous location luminaires [LPFH-60(D) & LPF-90(D) only]
- Built-in 3 in 1 dimming function (1~10VDC, PWM signal or resistance) for D-Type
- Suitable for LED lighting with independent applications
- Suitable for dry, damp, and wet location
- Protections: Short circuit / Over current / Over voltage / Over temperature
- 5 years warranty

		LPF-60(D)	LPF-90(D)	LPFH-60(D)
INPUT				
	OUTPUT (Non-Dimming Models)			
	OUTPUT (Dimming Models)			
AC input voltage range		90~305VAC ; 127~431VDC		200~400VAC; 282~566VDC
AC inrush current (max.)		Cold start, 55A at 230VAC	Cold start, 70A at 230VAC	Cold start, 40A at 374VAC
Over current protection		95%~108% constant current, auto-recovery		
Over voltage protection		110%~150% rated output voltage		
Setup, rise, hold up time		500ms, 80ms, 16ms at full load and 230VAC	500ms, 200ms, 16ms at full load and 230VAC	500ms, 100ms, 10ms at full load and 347VAC
Withstand voltage		I/P - O/P: 3.75kVAC		I/P - O/P: 3kVAC
Working temperature		Tcase= -40~+80°C	Tcase= -40~+70°C	Tcase= -40~+90°C
Safety standards		UL8750, ENEC and TUV EN61347-1, EN61347-2-13, EAC TP TC 004, EN62384, PSE J61347-1, J61347-2-13, GB19510.14, GB19510.1		UL8750, EAC TP TC 004 approved
EMC standards		EN55015, EN61547, EN61000-3-2 class C, EN61000-3-3, EN61000-4-2,3,4,5,6,8,11, GB17743, GB17625.1, EAC TP TC 020		FCC part 15 class B, EAC TP TC 020
Connection	Input	UL rated, SJTW 18AWGx2C (30cm)		UL rated, UL1015 18AWGx2C (30cm)
	Output	LPF-60: UL rated, SVT 18AWGx2C (30cm) LPF-60D: UL2464 18AWGx2C(30cm)+22AWGx2C (30cm)	LPF-90: UL rated, SVT 18AWGx2C (30cm) LPF-90D: UL2464 18AWGx4C (30cm)	LPFH-60: UL rated, UL1015 18AWGx2C (30cm) LPFH-60D: UL rated, UL1015 18AWGx2C (30cm) +22AWGx2C (30cm)
Dimension (LxWxH)(mm)		162.5x 43x 32	161x 61x 36	162.5x 43x 32

LPF-60 Series

Model No.	Output	Tol.	R&N	Effi.
LPF-60-12	12V, 0~5.00A	±4%	150mV	86%
LPF-60-15	15V, 0~4.00A	±4%	150mV	87%
LPF-60-20	20V, 0~3.00A	±4%	150mV	88%
LPF-60-24	24V, 0~2.50A	±4%	150mV	89%
LPF-60-30	30V, 0~2.00A	±4%	200mV	90%
LPF-60-36	36V, 0~1.67A	±4%	250mV	90%
LPF-60-42	42V, 0~1.43A	±4%	250mV	90%
LPF-60-48	48V, 0~1.25A	±4%	250mV	90%
LPF-60-54	54V, 0~1.12A	±4%	350mV	90%

□ = Blank, D ; Blank: without dimming function , D: with dimming function

LPF-90 Series

Model No.	Output	Tol.	R&N	Effi.
LPF-90-15	15V, 0~5.00A	±4%	150mV	89.0%
LPF-90-20	20V, 0~4.50A	±4%	150mV	89.5%
LPF-90-24	24V, 0~3.75A	±4%	150mV	90.0%

Model No.	Output	Tol.	R&N	Effi.
LPF-90-30	30V, 0~3.00A	±4%	200mV	90.5%
LPF-90-36	36V, 0~2.50A	±4%	200mV	90.5%
LPF-90-42	42V, 0~2.15A	±4%	200mV	90.5%
LPF-90-48	48V, 0~1.88A	±4%	200mV	90.5%
LPF-90-54	54V, 0~1.67A	±4%	200mV	90.5%

□ = Blank, D ; Blank: without dimming function , D: with dimming function

LPFH-60 Series

Model No.	Output	Tol.	R&N	Effi.
LPFH-60-12	12V, 0~5.00A	±4%	150mV	86%
LPFH-60-15	15V, 0~4.00A	±4%	150mV	87%
LPFH-60-24	24V, 0~2.50A	±4%	150mV	89%
LPFH-60-36	36V, 0~1.67A	±4%	250mV	90%
LPFH-60-42	42V, 0~1.43A	±4%	250mV	90%
LPFH-60-48	48V, 0~1.25A	±4%	250mV	90%
LPFH-60-54	54V, 0~1.12A	±4%	350mV	90%

□ = Blank, D ; Blank: without dimming function , D: with dimming function

PWM series 40~120W

Features

- Constant voltage PWM style output mode
- Universal AC input (90 to 305VAC) / Full range
- High efficiency up to 90.5%
- No load power consumption <0.5W
- Fully isolated plastic case with IP67 level
- Isolation class II, no F.G.
- Class 2 power unit (except for PWM-90-12 & PWM-120)
- Type HL LED Driver for use in Class I, Division 2 hazardous location luminaires (except for PWM-90)
- Built-in 3 in 1 dimming function (0~10VDC, PWM signal or resistance)
- Built-in DALI interface (except for PWM-40)
- Suitable for dry, damp, and wet location
- Suitable for LED strip lighting
- Protections: Short circuit / Overload / Over voltage / Over temp.
- 5 years warranty



AC input voltage range	90~305VAC; 127~431VDC	
AC inrush current (max.)	Cold start, 50A at 230VAC	Cold start, 60A at 230VAC
Overload protection	108%~120% hiccup mode, auto-recovery	
Over voltage protection	113%~142% rated output voltage	
Over temp. protection	Shut down o/p voltage, re-power on to recover	
Setup time	500ms / 115VAC or 230VAC	
Total harmonic distortion	THD<20%	
PWM output frequency	1.47kHz	
Withstand voltage	I/P-O/P: 3.75kVAC	
Working temperature	Tcase= -40~+85°C (refer to "OUTPUT LOAD vs TEMPERATURE")	Tcase= -40~+90°C
Safety standards	UL8750(except for DA-Type), UL879(PWM-40/60-12/24 only), CSA C22.2 No. 250.13-12; ENEC EN61347-1,EN61347-2-13 independent,EN62384, IP67,BIS IS15885(for 12,24,48, Blank Type only), EAC TP TC 004, GB19510.1,GB19510.14 approved; Design refer to EN60335-1	
EMC standards	Compliance to EN55015, EN61000-3-2 Class C (@load≥60%) ; EN61000-3-3,GB17743 and GB17625.1,EAC TP TC 020, EN61000-4-2,3,4,5,6,8,11; EN61547, light industry level (surge immunity Line-Line 2KV)	
Connection	Input	UL rated, SJTW 18AWGx2C (30cm)
	Output	UL2464 18AWG x2C (30cm)+ 22AWG x2C (30cm)
Dimension (LxWxH) (mm)	150x 53x 35	171x 63x 37.5

PWM-40 Series

UL US ENEC CB CE (for 12V,24V) 0-10VDC Type HL

Model No.	Output	Tol.	Effi.
PWM-40-12	12V, 0~3.34A	±4%	86.0%
PWM-40-24	24V, 0~1.67A	±3%	89.0%
PWM-40-36	36V, 0~1.12A	±2%	90.0%
PWM-40-48	48V, 0~0.84A	±1%	90.0%

PWM-90 Series

UL US ENEC CB CE (except for 36V) 0-10VDC (DA-Type) Type HL

Model No.	Output	Tol.	Effi.
PWM-90-12 ○	12V, 0~7.5A	±4%	88.0%
PWM-90-24 ○	24V, 0~3.75A	±3%	90.5%
PWM-90-36	36V, 0~2.5A	±2%	90.5%
PWM-90-48	48V, 0~1.88A	±1%	90.5%

PWM-60 Series

UL US ENEC CB CE (for 12V,24V) (except for DA-Type) (12,24,48 Blank-Type) 0-10VDC (DA-Type) Type HL

Model No.	Output	Tol.	Effi.
PWM-60-12 ○	12V, 0~5A	±4%	86.0%
PWM-60-24 ○	24V, 0~2.5A	±3%	89.0%
PWM-60-36	36V, 0~1.67A	±2%	90.0%
PWM-60-48	48V, 0~1.25A	±1%	90.0%

PWM-120 Series

UL US ENEC CB CE (except for 12V,24V) (for 12V,24V) 0-10VDC (DA-Type) Type HL

Model No.	Output	Tol.	Effi.
PWM-120-12 ○	12V, 0~10A	±4%	88.0%
PWM-120-24 ○	24V, 0~5A	±4%	90.0%
PWM-120-36	36V, 0~3.4A	±2%	90.0%
PWM-120-48	48V, 0~2.5A	±1%	90.5%

○ = Blank, DA ; Blank: with 3 in 1 dimming function, DA: with DALI function (12V/24V only)

OWA series 60~120W

Features

- Constant voltage + constant current modes
- Universal AC input / Full range
- Built-in active PFC function (OWA-90/120)
- No load power consumption <0.15W
- Energy efficiency Level VI
- Fully encapsulated with IP67 level for power body
- Isolation class II, no F.G.
- Class 2 power unit (OWA-60 & OWA-90-20~54)
- Protections: Short circuit / Over current / Over voltage / Over temp.
- Suitable for dry and damp location
- 5 years warranty

INPUT		OWA-60	OWA-90	OWA-120
OWA-60/90/120				
U-Type	E-Type			
OUTPUT				
OWA-60				
U-Type	E-Type			
OWA-90/120				
U-Type	E-Type			

AC input voltage range	90~264VAC ; 127~370VDC (180~264VAC ; 254~370VDC for OWA-120E)			
AC inrush current (max.)	Cold start, 65A at 230VAC	Cold start, 60A at 230VAC		
Over current protection	95%~108% constant current limiting, auto-recovery			
Over voltage protection	110%~140% rated output voltage			
Over temp. protection	Shut down output voltage, re-power on to recover			
Setup, rise, hold up time	500ms, 80ms, 16ms at full load and 230VAC			
Withstand voltage	I/P-O/P: 3.75KVAC			
Working temperature	-35~+70°C	-40~+70°C (refer to output derating curve)		
Safety standards	U-Type	UL8750 Listed approved		
	E-Type	DEKRA IEC/EN60335-1(except for 48~54V), IEC/EN61558-1, EN61558-2-16, EAC TP TC 040 approved	TUV EN60335-1(except for 42~54V), EN61558-1, EN61558-2-16, EAC TP TC 040 approved	DEKRA IEC/EN60335-1(except for 48~54V), IEC/EN61558-1, EN61558-2-16, EAC TP TC 040 approved
EMC standards	U-Type: FCC Part 15; E-Type: EN55014, EN55032 class B, EN61000-3-2,-3, EAC TP TC 020			
Connection	Input	Plug	U-Type: NEMA 1-15P plug; E-Type: CEE 7/7 EU plug	
		Cable	U-Type: UL rated, SVT 18AWGx2C (150cm); E-Type: H05RN-F 1.0mm ² x2C (150cm)	
	Output	Plug	2.1φ x 5.5φ x 11mm / C+	U-Type: Power DIN 4P (with lock) type, or 2.5φ x 5.5φ x 11mm/C+, tuning fork type (20~54V only) E-Type : XLR 4P, male type
		Cable	U-Type : UL1185 16AWG x 2C (30cm); E-Type : H05RN-F 1.0mm ² x 2C (30cm)	U-Type: UL2464 18AWGx4C (30cm) for Power DIN 4P type; UL246416AWGx2C (30cm) for tuning fork type; E-Type : H05RN-F 1.0mm ² x2C (30cm)
Dimension (LxWxH)(mm)	130 x 53 x 35	171 x 63 x 37.5	191 x 63 x 37.5	

OWA-60 Series

Model No.	Output	Tol.	R&N	Effi.
OWA-60□-12	12V, 0~5A	±4%	150mV	88%
OWA-60□-15	15V, 0~4A	±4%	150mV	89%
OWA-60□-20	20V, 0~3A	±4%	150mV	89%
OWA-60□-24	24V, 0~2.5A	±3%	150mV	90%
OWA-60□-30	30V, 0~2A	±3%	200mV	90%
OWA-60□-36	36V, 0~1.67A	±2%	200mV	90%
OWA-60□-42	42V, 0~1.5A	±1%	250mV	90%
OWA-60□-48	48V, 0~1.25A	±1%	250mV	91%
OWA-60□-54	54V, 0~1.12A	±1%	350mV	91%

□ = U / E; U: American 2P, E: European 2P

OWA-90 Series

Model No.	Output	Tol.	R&N	Effi.
OWA-90□-12	12V, 0~7.5A	±4%	150mV	89%
OWA-90□-15	15V, 0~6A	±4%	150mV	90%
OWA-90□-20-△	20V, 0~4.5A	±4%	150mV	90%
OWA-90□-24-△	24V, 0~3.75A	±3%	150mV	90%

Model No.	Output	Tol.	R&N	Effi.
OWA-90□-30-△	30V, 0~3A	±3%	200mV	90%
OWA-90□-36-△	36V, 0~2.5A	±2%	200mV	91%
OWA-90□-42-△	42V, 0~2.15A	±1%	250mV	91%
OWA-90□-48-△	48V, 0~1.88A	±1%	250mV	91%
OWA-90□-54-△	54V, 0~1.67A	±1%	350mV	91%

□ = U / E; U: American 2P, E: European 2P
 △ = Blank/P1M; Blank: Power DIN 4P with lock type,
 P1M: 2.5φx5.5φx11mm/C+, tuning fork type

OWA-120 Series

Model No.	Output	Tol.	R&N	Effi.
OWA-120□-12	12V, 0~10A	±4%	150mV	87.5%
OWA-120□-15	15V, 0~8A	±4%	150mV	89%
OWA-120□-20	20V, 0~6A	±4%	150mV	90%
OWA-120□-24	24V, 0~5A	±4%	150mV	90.5%
OWA-120□-30	30V, 0~4A	±3%	200mV	90%
OWA-120□-36	36V, 0~3.4A	±2%	200mV	90%
OWA-120□-42	42V, 0~2.9A	±1%	250mV	90.5%
OWA-120□-48	48V, 0~2.5A	±1%	250mV	90.5%
OWA-120□-54	54V, 0~2.3A	±1%	350mV	90.5%

□ = U / E; U: American 2P, E: European 2P

ODLV series 45~65W

Features

- Constant voltage PWM style output mode
- ODLV-45: 90~295VAC input
ODLV-65: 180~295VAC input only
- No load power consumption < 0.5W (Blank-Type)
- High efficiency up to 90%
- Fully encapsulated with IP67 level
- Isolation class II, no FG
- Built-in 2 in 1 dimming (0~10VDC or PWM signal)
- Built-in 12V/50mA auxiliary output (A-Type)
- Suitable for LED strip lighting
- Protection: Short circuit / Over current
- 3 years warranty

INPUT		ODLV-45(A)	ODLV-65(A)
OUTPUT (Blank-Type) Vo- (Black), Vo+ (Red), DIM- (Grey), DIM+ (Purple)		OUTPUT (A-Type) AUX- (Green), AUX+ (Yellow), Vo- (Black), Vo+ (Red), DIM- (Grey), DIM+ (Purple)	
AC input voltage range	90 ~ 295VAC ; 127 ~ 417VDC		180 ~ 295VAC; 254~417VDC
AC inrush current (max.)	Cold start, 30A at 230VAC		
Setup time	500ms / 230VAC		
Short circuit protection	Shut down O/P voltage, re-power on to recovery		
PWM dimming signal	10V PWM signal, frequency range 300Hz~3kHz		
Total harmonic distortion	THD<20%		
Withstand voltage	I/P-O/P: 3.75KVAC		
Working temperature	Tcase= -20~+85°C (refer to "OUTPUT LOAD vs TEMPERATURE")		
Safety standards	UL8750, ENEC EN61347-1, EN61347-2-13, EN62384, GB19510.14, GB19510.1, BIS IS15885(for 12V, 24V, 48V only), EAC TP TC 004 approved		
EMC standards	EN55015, EN61000-3-2 Class C, EN61000-3-3, EN61000-4-2,3,4,5,6,8,11, EN61547, GB17743, GB17625.1, EAC TP TC 020		
Connection	Input	SVT 18AWGx2C (20cm)	
	Output	Blank-Type: UL1007 18AWGx2C(20cm) + UL1007 22AWGx2C(15cm) A-Type: UL1007 18AWGx2C(20cm) + UL1007 22AWGx2C(15cm) + UL1007 22AWGx2C(15cm)	
Dimension (LxWxH) mm	111 x 77 x 28.5	121 x 77 x 28.5	

PWM-60/120KN Series

60/120W PWM Output KNX LED Driver

- Constant voltage PWM style output with user changeable frequency
- Plastic housing with class II design
- Built-in active PFC function
- No load power consumption < 0.5W / standby power consumption < 0.5W
- Integrated KNX control portocol
- No need KNX-DALI gateway
- Typical lifetime > 50000 hours
- 5 years warranty

Under Development

ODLV-45/45A Series (for 12V/24V/48V only)

Model No.	Output	Tol.	Effi.
ODLV-45□-12	12V, 0~3A	±10%	84%
ODLV-45□-24	24V, 0~1.88A	±10%	86%
ODLV-45□-36	36V, 0~1.25A	±10%	88%
ODLV-45□-48	48V, 0~0.94A	±10%	88%
ODLV-45□-60	60V, 0~0.75A	±10%	90%

□ = Blank/A; Blank: without auxiliary output, A: with auxiliary function

ODLV-65/65A Series (for 12V/24V/48V only)

Model No.	Output	Tol.	Effi.
ODLV-65□-12	12V, 0~4.2A	±10%	85%
ODLV-65□-24	24V, 0~2.4A	±10%	87%
ODLV-65□-36	36V, 0~1.8A	±10%	88%
ODLV-65□-48	48V, 0~1.35A	±10%	89%
ODLV-65□-60	60V, 0~1.08A	±10%	90%

□ = Blank/A; Blank: without auxiliary output, A: with auxiliary function

ODLC series 45~65W

Features

- Constant Current mode
- Flicker free design
- ODLC-45: 90~295VAC input, ODLC-65: 180~295VAC input
- No load power consumption <0.5W (Blank/DA-Type)
- Fully encapsulated with IP67 level
- Isolation class II, no FG
- Built-in DALI interface (ODLC-45/65-DA)
- Built-in 2 in 1 dimming (0~10VDC or PWM signal)
- Built-in 12V/50mA auxiliary output (A-Type)
- Suitable for LED lighting applications
- Protection: Short circuit / Over current
- 3 years warranty

INPUT		ODLC-45(A)&ODLC-45DA	ODLC-65(A)&ODLC-65DA
OUTPUT (Blank/DA-Type) Vo- (Black), Vo+ (Red), DIM-/DA- (Grey), DIM+/DA+ (Purple)		OUTPUT (A-Type) AUX- (Green), AUX+ (Yellow), Vo- (Black), Vo+ (Red), DIM- (Grey), DIM+ (Purple)	
AC input voltage range		90 ~ 295VAC ; 127 ~ 417VDC	180 ~ 295VAC ; 254~417VDC
AC inrush current (max.)		Cold start, 30A at 230VAC	
Setup time		500ms / 230VAC	
PWM dimming signal		10V PWM signal, frequency range 300Hz~3kHz	
Total harmonic distortion		THD<20%	
Short circuit protection		Hiccup mode, auto-recovery	
Withstand voltage		I/P-O/P: 3.75KVAC	
Working temperature		Tcase= -20~+85°C	
Safety standards		UL8750, ENEC EN61347-1, EN61347-2-13, EN62384, GB19510.14, GB19510.1, EAC TP TC 004, BIS 15885 (refer to spec for models) approved	
DALI standards		IEC 62386-101, 102 (DA-Type only)	
EMC standards		EN55015, EN61000-3-2 Class C, EN61000-3-3, EN61000-4-2,3,4,5,6,8,11, EN61547, GB17743, GB17625.1, EAC TP TC 020	
Connection	Input	SVT 18AWGx2C (20cm)	
	Output	Blank/DA-Type: UL1007 18AWGx2C(20cm) + UL1007 22AWGx2C(15cm) A-Type: UL1007 18AWGx2C(20cm) + UL1007 22AWGx2C(15cm)	
Dimension (LxWxH) mm		111 x 77 x 28.5	121 x 77 x 28.5

ODLC-45 Series



Model No.	Output	Tol.	Effi.
ODLC-45□-350○	57 ~ 95V, 350mA	±7%	86%
ODLC-45□-500○	54 ~ 90V, 500mA	±7%	85%
ODLC-45□-700○	38 ~ 64V, 700mA	±7%	85%
ODLC-45□-1050○	26 ~ 43V, 1050mA	±7%	84%
ODLC-45□-1400○	19 ~ 32V, 1400mA	±7%	83%

□ = Blank/A; Blank: without auxiliary output, A: with auxiliary function
○ = Blank or DA (without Auxiliary power)

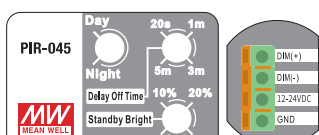
ODLC-65 Series



Model No.	Output	Tol.	Effi.
ODLC-65□-700○	69 ~ 93V, 700mA	±7%	88%
ODLC-65□-1050○	46 ~ 62V, 1050mA	±7%	86%
ODLC-65□-1400○	34 ~ 46V, 1400mA	±7%	85%
ODLC-65□-1750○	27 ~ 36V, 1750mA	±7%	85%

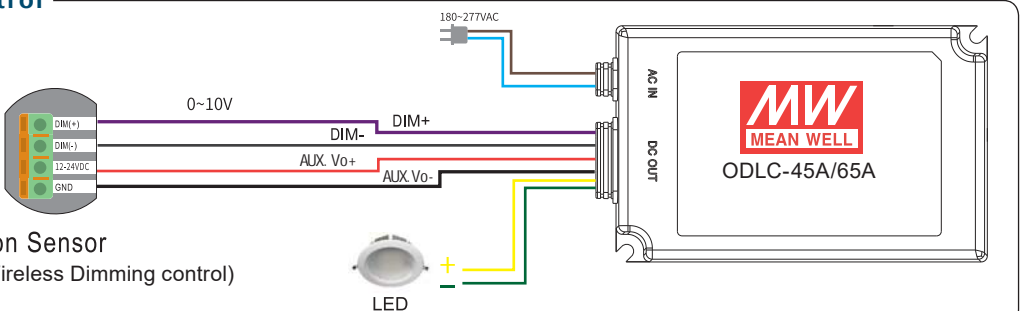
□ = Blank/A; Blank: without auxiliary output, A: with auxiliary function
○ = Blank or DA (without Auxiliary power)

Intelligent dimming control



Photoelectric Motion Sensor

(Or please refer to page 30 for Wireless Dimming control)



PLD series 16~60W

Features

- Constant current mode
- PLD-16: 115VAC or 230VAC input
PLD-25: 90~295VAC input
PLD-40/60: 230VAC input only
- Fully isolated plastic case with IP42 level
- Isolation class II, no F.G.
- Class 2 power unit / Pass LPS (PLD-16/25)
- Suitable for indoor LED lighting applications
- Protections: Short circuit / Over temperature
- 3 years warranty

	PLD-16	PLD-25	PLD-40	PLD-60						
INPUT	<table border="1"> <tr> <th>A-Type</th> <th>B-Type</th> <th>PLD-25</th> </tr> <tr> <td></td> <td></td> <td></td> </tr> </table>				A-Type	B-Type	PLD-25			
A-Type	B-Type	PLD-25								
OUTPUT										
AC input voltage range	115VAC (90~135VAC) or 230VAC (180~295VAC)	90~295VAC	230VAC (180~295VAC)							
AC inrush current (max.)	Cold start, 20A at 230VAC	Cold start, 25A at 230VAC								
Setup time	500ms at full load and 230VAC									
Total harmonic distortion	THD<20%									
Withstand voltage	I/P - O/P: 3.75kVAC									
Short circuit protection	Hiccup mode, auto-recovery									
Over temp. protection	Shut down o/p voltage, re-power on to recover		Shut down o/p voltage, auto-recovery							
Working temperature	-30~+50°C	-30~+60°C	-30~+50°C	-30~+45°C						
Safety standards	UL8750 (PLD-16/25 only), ENEC EN61347-1, EN61347-2-13, EAC TP TC 040, BIS IS15885 (refer to sepc for models), EN62384 (except for PLD-16 A-Type) GB19510.14, GB19510.1 (except for PLD-60)									
EMC standards	EN55015 (except for PLD-16 A-Type), EN61000-3-2 Class C, EN61000-3-3, EN61000-4,2,3,4,5,6,8,11, EN61547, FCC part 18 non-consumer equipment (PLD-16 A-Type, PLD-25), GB17743, EAC TP TC 020, GB17625.1(except for PLD-60)									
Connection	Input	PLD-16 A-Type: UL1430 18AWGx2C (7.5cm) PLD-16 B-Type & PLD-25: NISPT-1 18AWGx2C (7.5cm) PLD-40/60: H03VVH2-F 0.75mm ² x2C (7.5cm)								
	Output	UL1430 18AWGx2C (15cm)								
Dimension (LxWxH)(mm)	84x 57x 29.5		128x 60x 31.5							

PLD-16 Series



Model No.	Output	Io Tol.	R&N	Effi.
PLD-16-350 □	24~48V, 350mA	±5%	4.6V	84.5%
PLD-16-700 □	16~24V, 700mA	±5%	2.7V	84.5%
PLD-16-1050 □	12~16V, 1050mA	±5%	2.2V	84.0%
PLD-16-1400 □	8~12V, 1400mA	±5%	2.0V	82.5%

□ = A or B-Type ; A-Type: 90~135VAC, B-Type: 180~295VAC

PLD-25 Series



Model No.	Output	Io Tol.	R&N	Effi.
PLD-25-350	36~58V, 350mA	±5%	4.6V	85%
PLD-25-700	24~36V, 700mA	±5%	2.7V	86%
PLD-25-1050	16~24V, 1050mA	±5%	2.2V	85%
PLD-25-1400	12~18V, 1400mA	±5%	2.0V	84%

PLD-40 Series



Model No.	Output	Io Tol.	R&N	Effi.
PLD-40-350B	70~108V, 350mA	±5%	9.5V	88%
PLD-40-500B	45~80V, 500mA	±5%	5.0V	88%
PLD-40-700B	34~57V, 700mA	±5%	3.1V	87%
PLD-40-1050B	22~38V, 1050mA	±5%	2.6V	87%
PLD-40-1400B	17~29V, 1400mA	±5%	2.5V	86%
PLD-40-1750B	13~23V, 1750mA	±5%	2.4V	86%

PLD-60 Series



Model No.	Output	Io Tol.	R&N	Effi.
PLD-60-500B	70~108V, 500mA	±5%	10.2V	88%
PLD-60-700B	50~86V, 700mA	±5%	5.6V	87%
PLD-60-1050B	34~57V, 1050mA	±5%	3.8V	87%
PLD-60-1400B	25~43V, 1400mA	±5%	3.4V	86%
PLD-60-1750B	20~34V, 1750mA	±5%	3.3V	86%
PLD-60-2000B	18~30V, 2000mA	±5%	2.4V	86%
PLD-60-2400B	15~25V, 2400mA	±5%	2.4V	85%

PCD series 16~60W

Features

- **Constant current mode**
- PCD-16/25: 115VAC or 230VAC input
PCD-40/60: 230VAC input only
- **AC phase-cut dimming**, work with leading edge and trailing edge TRIAC dimmers
- Fully isolated plastic case with IP42 level
- Isolation class II, no F.G.
- Class 2 power unit / Pass LPS (PCD-16/25)
- Protections: Short circuit / Over temperature
- 3 years warranty

INPUT (A type)		INPUT (B type)		OUTPUT	
PCD-16/25		PCD-40/60			
AC input voltage range	115VAC (90~135VAC) or 230VAC (180~295VAC)		230VAC (180~295VAC)		
AC inrush current (max.)	Cold start, 10A at 230VAC		PCD-40: Cold start, 11A at 230VAC PCD-60: Cold start, 13A at 230VAC		
Setup time	500ms at full load and 230VAC				
Total harmonic distortion	THD<20%				
Withstand voltage	I/P - O/P: 3.75kVAC				
Working temperature	-30~+60°C (refer to output derating curve)		PCD-40: -30~+50°C ; PCD-60: -30~+45°C		
Safety standards	UL8750 (PCD-16/25 only), ENEC EN61347-1, EN61347-2-13, EN62384 (except for PCD-16/25 A-Type), GB19510.14, GB19510-1, EAC TP TC 004, BIS ISI5885 (PCD-16/25-350B/700B)				
EMC standards	EN55015(except for PCD-16/25 A-Type), EN61000-3-2 class C, EN61000-3-3, EN61000-4-2,3,4,5,6,8, 11, EN61547; FCC part 18 non-consumer equipment (for PCD-16/25 A-Type), GB17743, GB17625.1, EAC TP TC 020				
Connection	Input	A-Type: UL1430 18AWGx2C (7.5cm); B-Type: NISPT-1 18AWGx2C (7.5cm)		H03VVH2-F 0.75mm ² x2C (7.5cm)	
	Output	UL1430 18AWGx2C (15cm)			
Dimension (LxWxH)(mm)	84x 57x 29.5		128x 60x 31.5		

PCD-16 Series

(B-Type) (A-Type) (for 350B, 700B) (Optional) (B-Type) (B-Type)

Model No.	Output	Io Tol.	R&N	Effi.
PCD-16-350 <input type="checkbox"/>	24~48V, 350mA	±5%	4.6V	82.0%
PCD-16-700 <input type="checkbox"/>	16~24V, 700mA	±5%	2.7V	81.0%
PCD-16-1050 <input type="checkbox"/>	12~16V, 1050mA	±5%	2.2V	80.5%
PCD-16-1400 <input type="checkbox"/>	8~12V, 1400mA	±5%	2.0V	80.0%

= A or B-Type ; A-Type: 90~135VAC, B-Type: 180~295VAC

PCD-25 Series

(B-Type) (A-Type) (for 350B, 700B) (Optional) (B-Type) (B-Type)

Model No.	Output	Io Tol.	R&N	Effi.
PCD-25-350 <input type="checkbox"/>	40~58V, 350mA	±5%	4.6V	82.0%
PCD-25-700 <input type="checkbox"/>	24~36V, 700mA	±5%	2.7V	81.0%
PCD-25-1050 <input type="checkbox"/>	16~24V, 1050mA	±5%	2.2V	80.5%
PCD-25-1400 <input type="checkbox"/>	12~18V, 1400mA	±5%	2.0V	80.0%

= A or B-Type ; A-Type: 90~135VAC, B-Type: 180~295VAC

PCD-40 Series

(Optional)

Model No.	Output	Io Tol.	R&N	Effi.
PCD-40-350B	70~108V, 350mA	±5%	9.5V	87%
PCD-40-500B	45~80V, 500mA	±5%	5.0V	87%
PCD-40-700B	34~57V, 700mA	±5%	3.1V	86%
PCD-40-1050B	22~38V, 1050mA	±5%	2.6V	86%
PCD-40-1400B	17~29V, 1400mA	±5%	2.5V	85%
PCD-40-1750B	13~23V, 1750mA	±5%	2.4V	85%

PCD-60 Series

Model No.	Output	Io Tol.	R&N	Effi.
PCD-60-500B	70~108V, 500mA	±5%	10.2V	87%
PCD-60-700B	50~86V, 700mA	±5%	5.6V	86%
PCD-60-1050B	34~57V, 1050mA	±5%	3.8V	86%
PCD-60-1400B	25~43V, 1400mA	±5%	3.4V	85%
PCD-60-1750B	20~34V, 1750mA	±5%	3.3V	85%
PCD-60-2000B	18~30V, 2000mA	±5%	2.4V	85%
PCD-60-2400B	15~25V, 2400mA	±5%	2.4V	84%

▶ Dimmer Compatibility Chart

Manufacturer	Dimmer Model	
LUTRON	SKYLARK SF-12P-277	(277VAC / 60Hz)
LUTRON	DVF-103P-277	(277VAC / 60Hz)
LUTRON	SKYLARK SF-10P	(120VAC / 60Hz)
LUTRON	SKYLARK S-600P	(120VAC / 60Hz)
LUTRON	SKYLARK DVF-103P	(120VAC / 60Hz)
LEVITON	ILLUMATECH TM Cat.No.IP106	(120VAC / 60Hz)
LEVITON	SURESLIDE TM Cat.No.6633-P	(120VAC / 60Hz)
LEVITON	SURESLIDE TM Cat. NO.6615-P	(120VAC / 60Hz)
JUNG	Licht-Management 225 T DE	(230VAC / 50Hz)
JUNG	Licht-Management 225 NV DE	(230VAC / 50Hz)
BERKER	Tronic-Drehdimmer 286710	(230-240VAC / 50Hz)
BE LICHTREGLER	T39.01	(230VAC / 50Hz)
BE LICHTREGLER	T46	(230VAC / 50Hz)
CLIPSAL	32E450UDM	(220-240VAC / 50Hz)
CLIPSAL	NO 32E450TM	(220-240VAC / 50Hz)

- ▶ Conduction angle: 30 degrees (min.) / 180 degrees (max.)
- ▶ For PCD-16/25/40/60 only

PLN series 20~96W

Features

- Constant current mode (PLN-20/30/45/60)
- Constant current + constant voltage (PLN-100)
- Universal AC input (90 to 295VAC) / Full range
- Fully isolated plastic case with IP64 level
- Isolation class II, no F.G. for PLN-20/30
- Class 2 power unit / Pass LPS
- User adjustable output voltage (except for PLN-20) and current protection level
- Suitable for LED lighting with independent applications
- Protections: Short circuit / Over current / Over voltage / Over temperature
- 2 years warranty

	PLN-20	PLN-30	PLN-45/60	PLN-100																		
<table border="1"> <thead> <tr> <th colspan="3">INPUT</th> </tr> <tr> <th>PLN-20</th> <th>PLN-30</th> <th>PLN-45/60/100</th> </tr> </thead> <tbody> <tr> <td></td> <td></td> <td></td> </tr> <tr> <th colspan="3">OUTPUT</th> </tr> <tr> <th>PLN-20</th> <th colspan="2">PLN-30/45/60/100</th> </tr> <tr> <td></td> <td colspan="2"></td> </tr> </tbody> </table>					INPUT			PLN-20	PLN-30	PLN-45/60/100				OUTPUT			PLN-20	PLN-30/45/60/100				
INPUT																						
PLN-20	PLN-30	PLN-45/60/100																				
OUTPUT																						
PLN-20	PLN-30/45/60/100																					
AC input voltage range	90~277VAC; 127~392VDC		90~295VAC ; 127~417VDC																			
AC inrush current (max.)	Cold start, 35A at 230VAC			Cold start, 40A at 230VAC																		
DC adjustment range	None	95%~108%		85%~100%																		
Current adjustment range	75%~100%	75%~103%																				
Over current protection	95%~110% constant current limiting, auto-recovery	100%~110% constant current limiting, auto-recovery	95%~110% constant current limiting, auto-recovery	95%~102% constant current limiting, auto-recovery																		
Over voltage protection	105%~142%	110%~155%	115%~140%	107%~135%																		
Setup time	500ms at full load and 230VAC																					
Total harmonic distortion	THD<20%																					
Withstand voltage	I/P-O/P: 3.75kVAC		I/P-O/P: 3.75kVAC I/P-FG: 2kVAC O/P-FG: 1.5kVAC																			
Working temperature	-30~+60°C		-30~+50°C (refer to output derating curve)																			
Safety standards	TUV EN61347-1, EN61347-2-13, PSE J61347-1, J61347-2-13, GB19510.14, GB19510.1, EAC TP TC 004 approved for PLN series; UL8750 approved for PLN-20/45/60, UL879, UL1310 approved for PLN-30/45/60/100																					
EMC standards	EN55015, EN55032 class B (PLN-100 only), EN61000-3-2 class C, EN61000-3-3, EN61000-4-2,3,4,5,6,8,11, EN61547, GB17743, GB17625.1, EAC TP TC 020																					
Connection	Input	UL rated, UL1015	UL rated, SVT	UL rated, SVT 18AWGx3C (30cm)																		
	Output	18AWGx2C (32cm)	18AWGx2C (32cm)	UL rated, SVT 18AWGx2C (30cm)																		
Dimension (LxWxH) (mm)	148.5x 38.5x 28	145x 47x 30	181x 61.5x 35	200x 70.5x 35																		

PLN-20 Series



Model No.	Output	Tol.	R&N	Effi.
PLN-20-12	12V, 0~1.6A	±10%	2.5V	80.0%
PLN-20-18	18V, 0~1.1A	±10%	3.0V	81.0%
PLN-20-24	24V, 0~0.8A	±10%	3.0V	82.0%
PLN-20-36	36V, 0~0.55A	±10%	3.0V	83.0%
PLN-20-48	48V, 0~0.42A	±10%	3.8V	83.5%

Model No.	Output	Tol.	R&N	Effi.
PLN-45-24	24V, 0~1.9A	±10%	2.7V	86.5%
PLN-45-27	27V, 0~1.7A	±10%	2.7V	86.5%
PLN-45-36	36V, 0~1.25A	±10%	3.6V	87.5%
PLN-45-48	48V, 0~0.95A	±10%	4.6V	87.5%

PLN-30 Series



Model No.	Output	Tol.	R&N	Effi.
PLN-30-9	9V, 0~3.3A	±10%	2.6V	80.0%
PLN-30-12	12V, 0~2.5A	±10%	2.0V	82.5%
PLN-30-15	15V, 0~2.0A	±10%	2.6V	83.5%
PLN-30-20	20V, 0~1.5A	±10%	2.6V	84.0%
PLN-30-24	24V, 0~1.25A	±10%	2.6V	84.0%
PLN-30-27	27V, 0~1.12A	±10%	2.3V	84.5%
PLN-30-36	36V, 0~0.84A	±10%	4.5V	85.0%
PLN-30-48	48V, 0~0.63A	±10%	3.7V	85.5%

PLN-60 Series



Model No.	Output	Tol.	R&N	Effi.
PLN-60-12	12V, 0~5.0A	±10%	2.0V	85.0%
PLN-60-15	15V, 0~4.0A	±10%	2.4V	86.0%
PLN-60-20	20V, 0~3.0A	±10%	1.8V	87.5%
PLN-60-24	24V, 0~2.5A	±10%	2.7V	87.0%
PLN-60-27	27V, 0~2.3A	±10%	2.7V	88.0%
PLN-60-36	36V, 0~1.7A	±10%	3.6V	89.0%
PLN-60-48	48V, 0~1.3A	±10%	4.6V	89.0%

PLN-45 Series



Model No.	Output	Tol.	R&N	Effi.
PLN-45-12	12V, 0~3.8A	±10%	2.0V	83.5%
PLN-45-15	15V, 0~3.0A	±10%	2.4V	85.0%
PLN-45-20	20V, 0~2.3A	±10%	1.8V	86.5%

PLN-100 Series



Model No.	Output	Tol.	R&N	Effi.
PLN-100-12	12V, 0~5.0A	±3%	150mV	83.0%
PLN-100-15	15V, 0~5.0A	±3%	150mV	85.0%
PLN-100-20	20V, 0~4.8A	±3%	150mV	88.5%
PLN-100-24	24V, 0~4.0A	±3%	150mV	88.5%
PLN-100-27	27V, 0~3.55A	±3%	150mV	88.0%
PLN-100-36	36V, 0~2.65A	±2%	150mV	88.0%
PLN-100-48	48V, 0~2.0A	±2%	200mV	88.5%

HLN series 40~80W

Features

- Constant voltage + constant current modes
- Universal AC input (90 to 305VAC) / Full range
- High efficiency up to 91%
- Fully isolated plastic case with IP64 level
- Class 2 power unit / Pass LPS
- Suitable for dry, damp location
- Suitable for LED lighting with independent applications

- Protections: Short circuit / Over current / Over voltage / Over temperature
- Multiple models for choice:
 - A-Type: IP64 rated. Output voltage and constant current level can be adjusted through internal potentiometer
 - B-Type: IP64 rated and **built-in 3 in 1 dimming function (1-10VDC, PWM signal, or resistance)**
- 3 years warranty



AC input voltage range	90~305VAC; 127~431VDC		
AC inrush current (max.)	Cold start, 50A at 230VAC	Cold start, 55A at 230VAC	Cold start, 70A at 230VAC
DC adjustment range	±10% rated output voltage (A-Type only)		
Current adjustment range	60%~100%		
Over current protection	95%~108% constant current limiting, auto-recovery		
Over voltage protection	109%~150% rated output voltage		
Setup, rise, hold up time	500ms, 80ms, 16ms at full load and 230VAC		
Total harmonic distortion	THD<20%		
Withstand voltage	I/P-O/P: 3.75kVAC, I/P-FG: 2kVAC, O/P-FG:1.5kVAC		
Working temperature	-40~+50°C (refer to output derating curve)		
Safety standards	UL8750, TUV EN61347-1, EN61347-2-13, PSE J61347-1, J61347-2-13, GB19510.14, GB19510.1, EAC TP TC 004 approved; Design refer to UL/EN60950-1, EN60335-1 for HLN-40H/60H		
EMC standards	EN55015, EN61000-3-2 class C, EN61000-3-3, EN61000-4-2,3,4,5,6,8,11, EN61547, GB17743, GB17625.1, EAC TP TC 020		
Connection	Input	UL rated, SVT 18AWGx3C (30cm)	
	Output	A-Type: UL rated, SVT 18AWGx2C (30cm) ; B-Type: UL rated, SVT 18AWGx4C (30cm)	
Dimension (LxWxH) (mm)	161x 61.5x 35		181x 61.5x 35

HLN-40H Series

Model No.	Output	Tol.	R&N	Effi.
HLN-40H-12(A)	12V, 0~3.33A	±2.5%	150mV	86.5%
HLN-40H-15(A)	15V, 0~2.67A	±2.0%	150mV	86.5%
HLN-40H-20(A)	20V, 0~2.00A	±1.0%	150mV	87.5%
HLN-40H-24(A)	24V, 0~1.67A	±1.0%	150mV	88.0%
HLN-40H-30(A)	30V, 0~1.34A	±1.0%	200mV	88.5%
HLN-40H-36(A)	36V, 0~1.12A	±1.0%	200mV	88.5%
HLN-40H-42(A)	42V, 0~0.96A	±1.0%	300mV	88.5%
HLN-40H-48(A)	48V, 0~0.84A	±1.0%	300mV	89.0%
HLN-40H-54(A)	54V, 0~0.75A	±1.0%	300mV	89.0%

○ = A or B

HLN-60H Series

Model No.	Output	Tol.	R&N	Effi.
HLN-60H-15(A)	15V, 0~4.0A	±2.0%	150mV	87.0%
HLN-60H-20(A)	20V, 0~3.0A	±1.0%	150mV	88.5%
HLN-60H-24(A)	24V, 0~2.5A	±1.0%	150mV	89.0%

Model No.	Output	Tol.	R&N	Effi.
HLN-60H-30(A)	30V, 0~2.0A	±1.0%	200mV	89.5%
HLN-60H-36(A)	36V, 0~1.70A	±1.0%	200mV	90.0%
HLN-60H-42(A)	42V, 0~1.45A	±1.0%	300mV	90.0%
HLN-60H-48(A)	48V, 0~1.30A	±1.0%	300mV	90.5%
HLN-60H-54(A)	54V, 0~1.15A	±1.0%	300mV	90.5%

○ = A or B

HLN-80H Series

Model No.	Output	Tol.	R&N	Effi.
HLN-80H-12(A)	12V, 0~5.0A	±2.5%	150mV	88.0%
HLN-80H-15(A)	15V, 0~5.0A	±2.0%	150mV	89.0%
HLN-80H-20(A)	20V, 0~4.0A	±1.0%	150mV	90.0%
HLN-80H-24(A)	24V, 0~3.4A	±1.0%	150mV	90.5%
HLN-80H-30(A)	30V, 0~2.7A	±1.0%	200mV	91.0%
HLN-80H-36(A)	36V, 0~2.3A	±1.0%	200mV	91.0%
HLN-80H-42(A)	42V, 0~1.95A	±1.0%	200mV	91.0%
HLN-80H-48(A)	48V, 0~1.7A	±1.0%	200mV	91.0%
HLN-80H-54(A)	54V, 0~1.5A	±1.0%	200mV	91.0%

○ = A or B

GSC series 18~40W

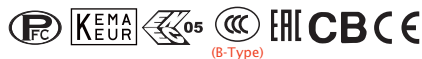
Features

- Constant current mode
- No load power consumption <0.15W
- Universal AC input (90 to 277VAC) / Full range
- Isolation class II, no F.G.
- Fully isolated plastic case with IP40 level
- IEC320-C8 or 2 pole EURO plug
- Economic, high reliability
- Suitable for indoor LED lighting applications
- Protection: Short circuit
- 3 years warranty



AC input voltage range	90~277VAC, 127~392VDC	
AC inrush current (max.)	Cold start, 17A at 230VAC	
Setup time	500ms at full load and 230VAC	
Total harmonic distortion	THD<20%	
Short circuit protection	Hiccup mode, auto-recovery	
Withstand voltage	I/P-O/P: 3.75kVAC	
Working temperature	-30~+50°C (refer to output derating curve)	
Safety standards	DEKRA/ENEC EN61347-1, EN61347-2-13, EN62384, GB19510.14, GB19510.1, EAC TP TC 004 approved	
EMC standards	EN55015, EN61000-3-2 class C, EN61000-3-3, EN61000-4-2,3,4,5,6,8,11, EN61547, GB17743, GB17625.1, EAC TP TC 020	
Connection	Input	
	B-Type	IEC320-C8
	E-Type	European 2P
	Output	
Plug	2.1φ x 5.5φ x 11mm, C+	
Cable	UL rated, UL1185 18AWG (150cm)	
Dimension (LxWxH)(mm)	79x54x33	

GSC18 Series



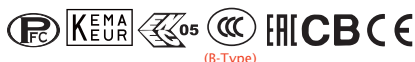
Model No.	Output	Io Tol.	R&N	Effi.
GSC18□-350	26~52V, 350mA	±8%	4.6V	89.0%
GSC18□-500	18~36V, 500mA	±8%	3.0V	88.5%
GSC18□-700	13~26V, 700mA	±8%	2.5V	88.5%
GSC18□-1050	8~17V, 1050mA	±8%	1.6V	87.0%
GSC18□-1400	6~13V, 1400mA	±8%	1.6V	85.5%

□ = B / E ; B: IEC320-C8, E: European 2P

GSC40□-500	40~80V, 500mA	±8%	8.0V	89.5%
GSC40□-700	29~58V, 700mA	±8%	5.8V	88.5%
GSC40□-1050	19~38V, 1050mA	±8%	3.8V	87.5%
GSC40□-1400	14~28V, 1400mA	±8%	2.9V	87.0%

□ = B / E ; B: IEC320-C8, E: European 2P

GSC25 Series



Model No.	Output	Io Tol.	R&N	Effi.
GSC25□-350	36~72V, 350mA	±8%	7.2V	89.5%
GSC25□-500	26~52V, 500mA	±8%	5.0V	89.5%
GSC25□-700	18~36V, 700mA	±8%	3.6V	88.5%
GSC25□-1050	12~24V, 1050mA	±8%	2.4V	87.5%
GSC25□-1400	9~18V, 1400mA	±8%	1.8V	86.0%

□ = B / E ; B: IEC320-C8, E: European 2P

GSC40 Series



Model No.	Output	Io Tol.	R&N	Effi.
GSC40□-350	50~100V, 350mA	±8%	11.6V	89.5%

GSV30/60 Series 30/60W LED Driver

Under Development

- Full range AC 100~264V input
- Class II/2 power unit, no FG
- Built-in active PFC function with IEC61347 regulation
- Constant voltage 12V/14V design
- Protections: Short circuit / Over load / Over voltage
- Cooling by free air convection
- No load power consumption<0.3W
- 3 years warranty



Wall-Mounted UK/US/EU/AU



Interchangeable optional

Plastic Case

With PFC + Terminal block

- 27 SLD Series (50~80W)
- 28 LDC Series (35~80W)
- 29 LCM Series (25~60W)
- 30 LCM-U Series (40~60W)
- 31 LCM-KN Series (25~60W)
- 32 IDLV Series (25~65W)
- 33 IDLC Series (25~65W)
- 34 PLM Series (12~40W)
- 35 PLM-E Series (12~40W)
- 36 PLC Series (30~100W)

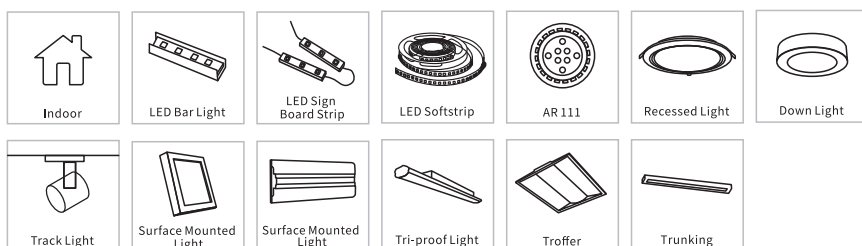


GAMMA
ILLUMINATION

MEAN WELL has a wide range terminal block type indoor LED driver for most Indoor LED lighting luminaires. The design as an independent control gear includes LCM, IDLC and PLM series, which accept full range input voltage and feature 0-10V or DALI dimming function with global safety approvals. Besides, IDLC and LCM series can provide auxiliary power for the IoT intelligent dimming application.

Other highlights for this category are the SLD and LDC series for linear fixtures. As a special shape design of the linear fixtures, slim and long LED drivers are required. SLD and LDC series emphasizes the compact design with merely 16.8~21mm in height and 30mm in width.

Application










SLD series 50~80W

Features

- Constant voltage + Constant current mode output
- Universal AC input 110~305VAC input
- Plastic housing with Class II design
- Built-in active PFC function
- Class 2 power unit (Except for SLD-80-12)
- Slim and Linear housing Design
- No load power consumption < 0.5W
- Protections: Short circuit / Over current / Over voltage / Over temp.
- Compliant with EN61347 regulation
- 3 years warranty








	SLD-50	SLD-80
		
INPUT		
OUTPUT		
AC input voltage range	110~305VAC; 154~431VDC	
AC inrush current (max.)	Cold start, 50A at 230VAC	
Setup time	500ms at 230VAC	
Total harmonic distortion	THD < 10%	
Short circuit protection	Hiccup mode, recovers automatically after fault condition is removed	
Over temp. protection	Shut down output voltage, re-power on to recover	
Withstand voltage	I/P-O/P: 3.75KVAC	
Working temperature	Tcase = -20~+90°C (Please refer to "OUTPUT LOAD vs TEMPERATURE" section)	
Safety standards	UL8750(type "HL"), CSA C22.2 No. 250.13-12, ENEC EN61347-1, EN61347-2-13 independent, EN62384, EAC TP TC 004, GB19510.1, GB19510.14, IP67 approved	
EMC standards	EN55015, EN61000-3-2 Class C (@load ≥ 60%); EN61000-3-3; GB17743 and GB17625.1, EN61000-4-2, 3, 4, 5, 6, 8, 11; EN61547, light industry level (surge immunity Line-Line 1KV), EAC TP TC 020	
Dimension (LxWxH)(mm)	280x 30x 16.8	320x 30x 16.8

SLD-50 Series

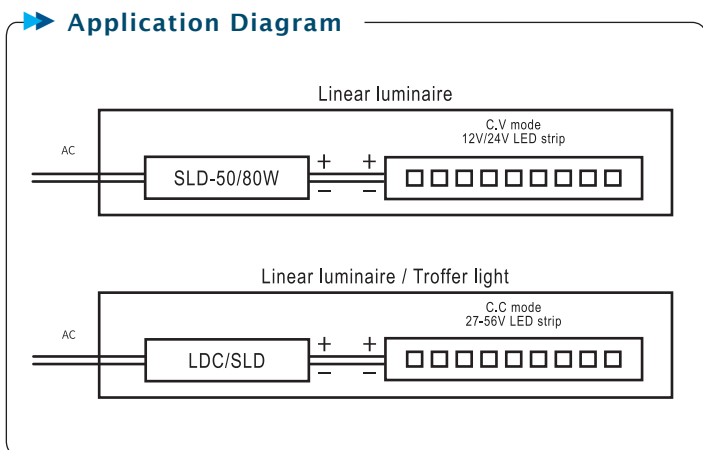








Model No.	Output	Tol.	R&N	Effi.
SLD-50-12	7.2~12V, 4.2A	±4%	150mV	88%
SLD-50-24	14.4~24V, 2.1A	±3%	240mV	90%
SLD-50-56	30~56V, 0.9~1.4A	±1%	350mV	90%

SLD-80 Series

Model No.	Output	Tol.	R&N	Effi.
SLD-80-12	7.2~12V, 6.6A	±4%	150mV	88%
SLD-80-24	14.4~24V, 3.3A	±3%	240mV	90%
SLD-80-56	30~56V, 1.4~2.1A	±1%	350mV	90%



SLD & LDC Linear series Selection


output Model	12V	24V	56V	0-10V	DALI	Push Dim	warranty
LDC-35			✓	✓	✓	✓	5
LDC-55			✓	✓	✓	✓	5
LDC-80			✓	✓	✓	✓	5
SLD-50	✓	✓	✓				3
SLD-80	✓	✓	✓				3

* 56V output is C.P mode output

LDC series 35~80W

Features

- Constant power mode (Full power at 70~100% current)
- Linear metal housing
- SELV and Isolated
- Flicker-Free
- No load power consumption < 0.5W
- Push terminal style I/O
- Protections: Short circuit / Over temperature / Over voltage
- 5 years warranty

- Multiple types for choice:
 - Blank-Type: Without dimming function
 - B-Type: Built-in 3 in 1 dimming function (0~10VDC, PWM signal or resistance)
 - DA-Type: Built-in DALI interface, push dimming function
 - DA2-Type: DALI 2.0 (only for LDC-55) 
- Output current level can be adjusted by resistance
- Built-in temperature compensation function by external NTC

	LDC-35(DA)	LDC-55(DA)	LDC-80(DA)
INPUT			
OUTPUT			
			
AC input voltage range	180~295VAC		
AC inrush current (max.)	Cold start, 30A at 230VAC	Cold start, 65A at 230VAC	Cold start, 55A at 230VAC
Setup time	500ms at 230VAC		
Short circuit protection	Constant current limiting or hiccup mode, auto-recovery		
Over temp. protection	Shut down o/p voltage with auto-recovery		
Withstand voltage	I/P-O/P:3.75KVAC, I/P-FG:2KVAC, O/P-FG:1.5KVAC		
Working temperature	Tcase=-25~+80°C		
Safety standards	UL8750, ENEC EN/AS/NZS61347-1, EN/AS/NZS61347-2-13, EN62384, GB19510.14, GB19510.1, EAC TP TC 004, BIS IS15885		
DALI standards	Design refer to IEC62386-101, 102, 207 (DA-Type only)		
EMC standards	EN55015, EN61000-3-2 Class C, EN61000-3-3, EN61000-4-2,3,4,5,6,8,11, EN61547, GB/T17743, GB17625.1, EAC TP TC 020		
Dimension (LxWxH)(mm)	280x 30x 21	320x 30x 21	360x 30x 21

LDC-35(DA)



Model No.	Output	Io Tol.	Effi.
LDC-35□	27~56V, 300~1000mA	5%	88%

□ = Blank, B or DA

LDC-55(DA)



Model No.	Output	Io Tol.	Effi.
LDC-55□	27~56V, 500~1600mA	5%	90%

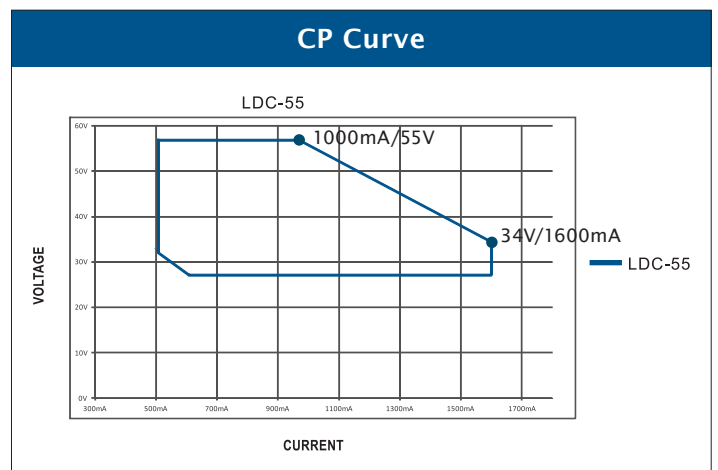
□ = Blank, B, DA or DA2

LDC-80(DA)



Model No.	Output	Io Tol.	Effi.
LDC-80□	27~56V, 700~2100mA	5%	90%

□ = Blank, B or DA



LCM series 25~60W

Features

- Constant current mode
- LCM-25(DA): 180~277VAC input only
LCM-40(DA)/60(DA): 180~295VAC input only
- Multiple-stage output current level selectable by DIP switch
- No load power consumption <0.5W (LCM-25/25DA/40DA/60DA)
- Class II power unit, no F.G.
- Built-in 3 in 1 dimming function, 0~10VDC, PWM signal, or resistance (non DA-Type)
- Wireless driver with integrated EnOcean for LCM-40EO/60EO (by request)
- Built-in DALI interface and push dimming function (DA-Type)
- 12V/50mA auxiliary output for LCM-40/60 (LCM-40DA/60DA by request)
- Temperature compensation function by external NTC (40W/60W only)
- Power supplies synchronization function up to 10 units
- Suitable for indoor LED lighting applications
- Protections: Short circuit / Over voltage (40W/60W only) / Over temp.
- 3 years warranty

		LCM-25(DA)/40(DA)/60(DA)		LCM-40EO/60EO
	INPUT	OUTPUT		
	25W/40W/60W	25W	40W/60W	
Non-DA Type				 By request
DA-Type				
AC input voltage range	180~277VAC; 254~392VDC			180~295VAC; 254~417VDC
AC inrush current (Typ.)	Cold start, 20A at 230VAC			
Short circuit protection	Constant current limiting, recovers automatically after fault condition is removed			
Over voltage protection	LCM-40/40DA: 110~130VDC, LCM-60/60DA: 105~125VDC			
Setup time	500ms / 230VAC			
Total harmonic distortion	THD<20%			
Wireless protocol	EnOcean standard 868MHz for European (EO-Type)			
Withstand voltage	I/P-O/P: 3.75kVAC			
Working temperature	Tcase= -30~+85°C			Tcase= -30~+90°C
Safety standards	UL8750, ENEC EN61347-1, EN61347-2-13, EN62384, GB19510.14, GB19510.1, BIS ISI5885, EAC TP TC 040 approved			
DALI standards	Comply with IEC62386-101, 102, 207 (DA-Type only)			
EMC standards	EN55015, EN61000-3-2 class C, EN61000-3-3, EN61000-4-2,3,4,5,6,8,11, EN61547, GB17625.1, GB17743, EAC TP TC 020			
Dimension (LxWxH)(mm)	105x 68x 23			123.5x 81.5x 23

LCM-25 Series

Output	Io Tol.	Io Ripple	Effi.	DIP Switch					
				1	2	3	4	5	6
350mA, 6~54V	±5%	5% (max.)	86%	----	----	----	----	----	----
500mA, 6~50V				ON	----	----	----	----	----
600mA, 6~42V				ON	ON	----	----	----	----
700mA, 6~36V (Factory setting)				ON	ON	ON	----	----	ON
900mA, 6~28V				ON	ON	ON	ON	----	ON
1050mA, 6~24V				ON	ON	ON	ON	ON	ON

LCM-40 Series

Output	Io Tol.	Io Ripple	Effi.	DIP Switch					
				1	2	3	4	5	6
350mA, 2~100V	±5%	5% (max.)	91%	----	----	----	----	----	----
500mA, 2~80V				ON	----	----	----	----	----
600mA, 2~67V				ON	ON	----	----	----	----
700mA, 2~57V (Factory setting)				ON	ON	ON	----	----	ON
900mA, 2~45V				ON	ON	ON	ON	----	ON
1050mA, 2~40V				ON	ON	ON	ON	ON	ON

LCM-60 Series

Output	Io Tol.	Io Ripple	Effi.	DIP Switch					
				1	2	3	4	5	6
500mA, 2~90V	±5%	5% (max.)	92%	----	----	----	----	----	----
600mA, 2~90V				ON	----	----	----	----	----
700mA, 2~86V (Factory setting)				ON	ON	----	----	----	----
900mA, 2~67V				ON	ON	ON	----	----	ON
1050mA, 2~57V				ON	ON	ON	ON	----	ON
1400mA, 2~42V				ON	ON	ON	ON	ON	ON

▶ LCM-25/40/60 are primary models with 0~10VDC, PWM or resistance signal dimming function.

LCM-U series 40~60W

Features

- Constant current mode
- 90~132VAC input only
- Multiple-stage output current level selectable by DIP switch
- Class II power unit, no F.G.
- Built-in 3 in 1 dimming function, 0~10VDC, PWM signal, or resistance (non DA-Type)
- Wireless driver with integrated EnOcean for LCM-40EO/60EO (by request)
- Built-in DALI interface and push dimming function (DA-Type)
- 12V/50mA auxiliary output for LCM-40U/60U (LCM-40UDA/60UDA by request)
- Temperature compensation function by external NTC
- Power supplies synchronization function up to 10 units
- Suitable for indoor LED lighting applications
- Protections: Short circuit / Over voltage / Over temp.
- 3 years warranty

	LCM-40U(DA)/60U(DA)		LCM-40UEO/60UEO						
	<table border="1"> <thead> <tr> <th>INPUT</th> <th>OUTPUT</th> </tr> </thead> <tbody> <tr> <td>Non-DA Type</td> <td></td> </tr> <tr> <td>DA-Type</td> <td></td> </tr> </tbody> </table>	INPUT	OUTPUT	Non-DA Type		DA-Type			 By request
INPUT	OUTPUT								
Non-DA Type									
DA-Type									

AC input voltage range	90~132VAC ; 127~186VDC
AC inrush current (Typ.)	Cold start, 15A at 230VAC
Short circuit protection	Constant current limiting, recovers automatically after fault condition is removed
Over voltage protection	LCM-40U(DA): 110~130VDC, LCM-60U(DA): 105~125VDC
Over temperature protection	Shut down o/p voltage, auto-recovery or re-power on to recover
Setup time	1000ms / 115VAC
Total harmonic distortion	THD<20%
Wireless protocol	EnOcean standard 902MHz for USA/Canada (EO-Type)
Withstand voltage	I/P-O/P: 3.75kVAC
Working temperature	Tcase= -30~+90°C
Safety standards	UL8750 approved
DALI standards	Comply with IEC62386-101, 102, 207 (DA-Type only)
EMC standards	FCC part 15
Dimension (LxWxH)(mm)	123.5x 81.5x 23

LCM-40U Series



Output	Io Tol.	Io Ripple	Effi.	DIP Switch					
				1	2	3	4	5	6
350mA, 2~100V	±5%	5% (max.)	87.5%	----	----	----	----	----	----
500mA, 2~70V				ON	----	----	----	----	----
600mA, 2~59V				ON	ON	----	----	----	----
700mA, 2~50V (Factory setting)				ON	ON	ON	----	----	ON
900mA, 2~39V				ON	ON	ON	ON	----	ON
1050mA, 2~34V				ON	ON	ON	ON	ON	ON

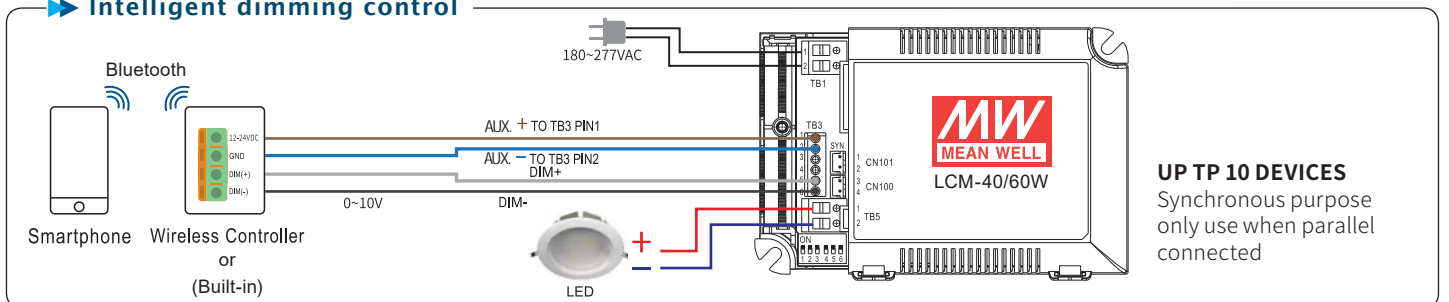
LCM-60U Series



Output	Io Tol.	Io Ripple	Effi.	DIP Switch					
				1	2	3	4	5	6
500mA, 2~90V	±5%	5% (max.)	89%	----	----	----	----	----	----
600mA, 2~84V				ON	----	----	----	----	----
700mA, 2~72V (Factory setting)				ON	ON	----	----	----	----
900mA, 2~56V				ON	ON	ON	----	----	ON
1050mA, 2~48V				ON	ON	ON	ON	----	ON
1400mA, 2~36V				ON	ON	ON	ON	ON	ON

▶ LCM-40U/60U are primary models with 0~10VDC, PWM or resistance signal dimming function.







Intelligent dimming control



LCM-KN series 25~60W

Features

- Constant current mode output
- KNX protocol
- Multiple-stage output current level selectable by DIP switch
- support emergency lighting(EL)
- Integrated constant light output
- Integrated KNX push button interface
- synchronization up to 10units
- Multiple models for choice:
 - Blank-Type: KNX and push dimming, with standby power consumption<0.5W
 - AUX-Type: KNX and push dimming, with standby power consumption<1.2W and Auxiliary DC output
- Protections: Short circuit / Over voltage / Over temp.
- 3 years warranty

	LCM-25KN	LCM-40KN	LCM-60KN
INPUT			
OUTPUT			
AC input voltage range	180 ~ 277VAC; 220 ~ 417VDC	180 ~ 295VAC; 220 ~ 417VDC	
AC inrush current (Typ.)	COLD START, 20A at 230VAC; Per NEMA 410		
Short circuit protection	Constant current limiting, recovers automatically after fault condition is removed		
Over voltage protection	---	110 ~ 130V	105 ~ 125V
Over temperature protection	Shutdown o/p voltage, re-power on to recover		
Setup time	500ms / 230VAC		
Total harmonic distortion	THD< 20%		
Withstand voltage	I/P-O/P:3.75KVAC		
Working temperature	Tcase= -30~+85°C(Please refer to "OUTPUT LOAD vs TEMPERATURE" section)	Tcase=-30~+90°C(Please refer to "OUTPUT LOAD vs TEMPERATURE" section)	
Safety standards	CSA C22.2 No.250.13-12(LCM-25KN only); ENEC EN61347-1, EN61347-2-13, EN62384 independent, GB19510.14,GB19510.1, EAC TP TC 004 approved		
KNX standards	Certified protocol		
EMC standards	EN55015, EN61000-3-2 Class C(@load≥40%); EN61000-3-3; GB17625.1,GB17743,EN61000-4-2,3,4,5,6,8,11, EN61547, light industry level(surge immunity Line-Line 2KV), EAC TP TC 020		
Dimension (LxWxH)(mm)	105x 68x 23	123.5x 81.5x 23	

LCM-25KN Series



Output	Io Tol.	Io Ripple	Effi.	DIP Switch					
				1	2	3	4	5	6
350mA, 6~54V	±5%	5% (max.)	86%	----	----	----	----	----	----
500mA, 6~50V				ON	----	----	----	----	----
600mA, 6~42V				ON	ON	----	----	----	----
700mA, 6~36V (Factory setting)				ON	ON	ON	----	----	ON
900mA, 6~28V				ON	ON	ON	ON	----	ON
1050mA, 6~24V				ON	ON	ON	ON	ON	ON

LCM-40KN Series



Output	Io Tol.	Io Ripple	Effi.	DIP Switch					
				1	2	3	4	5	6
350mA, 2~100V	±5%	5% (max.)	90%	----	----	----	----	----	----
500mA, 2~80V				ON	----	----	----	----	----
600mA, 2~67V				ON	ON	----	----	----	----
700mA, 2~57V (Factory setting)				ON	ON	ON	----	----	ON
900mA, 2~45V				ON	ON	ON	ON	----	ON
1050mA, 2~40V				ON	ON	ON	ON	ON	ON

LCM-60KN Series



Output	Io Tol.	Io Ripple	Effi.	DIP Switch					
				1	2	3	4	5	6
500mA, 2~90V	±5%	5% (max.)	91%	----	----	----	----	----	----
600mA, 2~90V				ON	----	----	----	----	----
700mA, 2~86V (Factory setting)				ON	ON	----	----	----	----
900mA, 2~67V				ON	ON	ON	----	----	ON
1050mA, 2~57V				ON	ON	ON	ON	----	ON
1400mA, 2~42V				ON	ON	ON	ON	ON	ON

IDLV series 25~65W

Features

- Constant voltage PWM style output mode
- IDLV-25/45: 90~295VAC input
IDLV-65: 180~295VAC input only
- High efficiency up to 90%
- No load power consumption <0.5W (Blank-Type)
- Fully isolated plastic case with IP20 level
- Isolation class II, no F.G.
- Built-in 2 in 1 dimming function (0~10VDC or PWM signal)
- Built-in 12V/50mA auxiliary output (A-Type)
- Suitable for indoor LED strip lighting
- Protection: Short circuit / Over current
- 3 years warranty

	IDLV-25(A)	IDLV-45(A)	IDLV-65(A)
INPUT			
OUTPUT (Blank-Type)			
OUTPUT (A-Type)			
AC input voltage range	90 ~ 295VAC ; 127 ~ 417VDC		180 ~ 295VAC; 254~417VDC
AC inrush current (max.)	Cold start, 30A at 230VAC		
Setup time	500ms / 230AVC		
PWM dimming signal	10V PWM signal, frequency range 300Hz~3kHz		
Total harmonic distortion	THD<20%		
Short circuit protection	Shut down o/p voltage, repower on to recover		
Withstand voltage	I/P-O/P: 3.75KVAC		
Working temperature	Tcase= -20~+90°C	Tcase= -20~+85°C (refer to "OUTPUT LOAD vs TEMPERATURE")	
Safety standards	UL8750, ENEC EN/AS/NZS61347-1, EN/AS/NZS61347-2-13, EN62384, GB19510.14, GB19510.1, EAC TP TC 004, BIS IS15885(for 12V,24V,48V only) approved		
EMC standards	EN55015, EN61000-3-2 Class C, EN61000-3-3, EN61000-4-2,3,4,5,6,8,11, EN61547, GB17743, GB17625.1, EAC TP TC 020		
Connection (Input/Output)	4+4P push-in terminal block for Blank-Type, 4+6P for A-Type		
Dimension (LxWxH) mm	110 x 75 x 22	120 x 75 x 25	130 x 75 x 25

IDLV-25/25A Series

Model No.	Output	Tol.	Effi.
IDLV-25□-12	12V, 0~1.8A	±10%	80%
IDLV-25□-24	24V, 0~1.05A	±10%	81%
IDLV-25□-36	36V, 0~0.7A	±10%	82%
IDLV-25□-48	48V, 0~0.52A	±10%	83%
IDLV-25□-60	60V, 0~0.42A	±10%	84%

□ = Blank/A; Blank: without auxiliary output, A: with auxiliary function

IDLV-45/45A Series

Model No.	Output	Tol.	Effi.
IDLV-45□-12	12V, 0~3A	±10%	84%
IDLV-45□-24	24V, 0~1.88A	±10%	86%
IDLV-45□-36	36V, 0~1.25A	±10%	88%
IDLV-45□-48	48V, 0~0.94A	±10%	88%
IDLV-45□-60	60V, 0~0.75A	±10%	90%

□ = Blank/A; Blank: without auxiliary output, A: with auxiliary function

IDLV-65/65A Series

Model No.	Output	Tol.	Effi.
IDLV-65□-12	12V, 0~4.2A	±10%	85%
IDLV-65□-24	24V, 0~2.4A	±10%	87%
IDLV-65□-36	36V, 0~1.8A	±10%	88%
IDLV-65□-48	48V, 0~1.35A	±10%	89%
IDLV-65□-60	60V, 0~1.08A	±10%	90%

□ = Blank/A; Blank: without auxiliary output, A: with auxiliary function


IDL / IDP / ODL Series Difference

Series	Type	AC Input Range	IP	Output Mode
IDLC IDLV	Plastic case with T.B.	90~295VAC	IP20	IDLC/IDPC/ ODLC: C.C. mode
IDPC IDPV	PCB Type			
ODLC ODLV	Plastic case with wire	180~295VAC	IP67	IDLV/IDPV/ ODLV: C.V. mode

IDLC series 25~65W

Features

- Constant current mode
- Flicker free design
- IDLC-25/45: 90~295VAC input
IDLC-65: 180~295VAC input only
- No load power consumption <0.5W (Blank/DA-Type)
- Fully isolated plastic case with IP20 level
- Isolation class II, no F.G.
- Built-in DALI interface (IDLC-45/65-DA)
- Built-in 2 in 1 dimming function (0~10VDC or PWM signal)
- Built-in 12V/50mA auxiliary output (A-Type)
- Suitable for indoor LED lighting applications
- Protection: Short circuit
- 3 years warranty



AC input voltage range	90 ~ 295VAC ; 127 ~ 417VDC	180 ~ 295VAC ; 254~417VDC
AC inrush current (max.)	Cold start, 30A at 230VAC	
Setup time	500ms / 230VAC	
PWM dimming signal	10V PWM signal, frequency range 300Hz~3kHz	
Total harmonic distortion	THD<20%	
Short circuit protection	Hiccup mode, auto-recovery	
Withstand voltage	I/P-O/P: 3.75KVAC	
Working temperature	Tcase= -20~+90°C	Tcase= -20~+85°C (refer to "OUTPUT LOAD vs TEMPERATURE")
Safety standards	UL8750, ENEC EN/AS/NZS61347-1(except for DA-Type), EN/AS/NZS61347-2-13(except for DA-Type), EN62384, GB19510.14, GB19510.1, EAC TP TC 004; BIS 15885 (refer to spec for models) approved	
DALI standards	IEC 62386-101, 102 (DA-Type only)	
EMC standards	EN55015, EN61000-3-2 Class C, EN61000-3-3, EN61000-4-2,3,4,5,6,8,11, EN61547, GB17743, GB17625.1, EAC TP TC 020	
Connection (Input/Output)	4+4P push-in terminal block for Blank/DA-Type, 4+6P for A-Type	
Dimension (LxWxH) mm	110 x 75 x 22	120 x 75 x 25

IDLC-25(A) Series

Model No.	Output	Tol.	Effi.
IDLC-25□-350	49 ~ 70V, 350mA	±7%	82%
IDLC-25□-500	35 ~ 50V, 500mA	±7%	81.5%
IDLC-25□-700	25 ~ 36V, 700mA	±7%	82%
IDLC-25□-1050	17 ~ 24V, 1050mA	±7%	81.5%

□ = Blank/A; Blank: without auxiliary output, A: with auxiliary function

IDLC-45(A) Series IDLC-45-DA Series

Model No.	Output	Tol.	Effi.
IDLC-45□-350	57 ~ 95V, 350mA	±5%	86%
IDLC-45□-500	54 ~ 90V, 500mA	±5%	85%
IDLC-45□-700	38 ~ 64V, 700mA	±5%	85%
IDLC-45□-1050	26 ~ 43V, 1050mA	±5%	84%
IDLC-45□-1400	19 ~ 32V, 1400mA	±5%	83%

□ = Blank/A; Blank: without auxiliary output, A: with auxiliary function

○ = Blank/DA; Blank: 2 in 1 dimming, DA: DALI

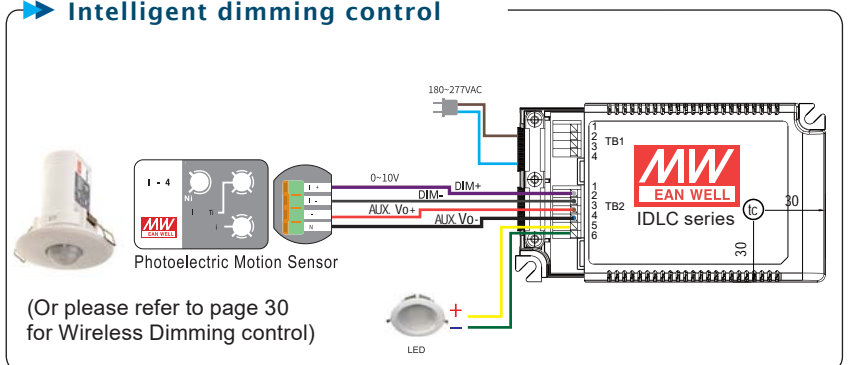
IDLC-65(A) Series IDLC-65-DA Series

Model No.	Output	Tol.	Effi.
IDLC-65□-700	69 ~ 93V, 700mA	±5%	89%
IDLC-65□-1050	46 ~ 62V, 1050mA	±5%	87%
IDLC-65□-1400	34 ~ 46V, 1400mA	±5%	86%
IDLC-65□-1750	27 ~ 36V, 1750mA	±5%	86%

□ = Blank/A; Blank: without auxiliary output, A: with auxiliary function

○ = Blank/DA; Blank: 2 in 1 dimming, DA: DALI




Intelligent dimming control



PLM series 12~40W

Features

- Constant current mode
- 110~295VAC input
- No load power consumption <0.5W
- Fully isolated plastic case with push terminal style I/O
- Three-step analog dimming function (PLM-40)
- IP30 design
- Isolation class II, no F.G.
- Class 2 power unit (except for PLM-25-350 & PLM-40)
- Economic, high reliability
- Suitable for indoor LED lighting applications
- Protections: Short circuit / Over temperature (PLM-40)
- 2 years warranty

	PLM-12	PLM-25	PLM-40
			
			
AC input voltage range	110~295VAC; 156~417VDC		
AC inrush current (max.)	Cold start, 15A at 230VAC		
Setup time	500ms at full load and 230VAC		
Total harmonic distortion	THD<20%		
Short circuit protection	Hiccup mode, auto-recovery		
Over temp. protection	Hiccup mode, auto-recovery (PLM-40 only)		
Withstand voltage	I/P-O/P: 3.75kVAC		
Working temperature	-30~+50°C	-30~+45°C	-30~+40°C
Safety standards	UL8750, ENEC EN61347-1, EN61347-2-13, EN62384, GB19510.14, GB19510.1, EAC TP TC 004 approved		
EMC standards	EN55015, EN61000-3-2 class C, EN61000-3-3, EN61000-4-2,3,4,5,6,8,11, EN61547, GB17743, GB17625.1, EAC TP TC 020		
Connection (Input / Output)	2+2P push terminal block		
Dimension (LxWxH)(mm)	145x 38x 22		175x 42x 24

PLM-12 Series



Model No.	Output	Io Tol.	R&N	Effi.
PLM-12-350	22~36V, 350mA	±5%	3.6V	85%
PLM-12-500	15~24V, 500mA	±5%	2.4V	84%
PLM-12-700	11~18V, 700mA	±5%	2.4V	83%
PLM-12-1050	7~12V, 1050mA	±5%	1.8V	81%

PLM-25 Series



Model No.	Output	Io Tol.	R&N	Effi.
PLM-25-350	42~72V, 350mA	±5%	7.2V	87%
PLM-25-500	30~50V, 500mA	±5%	5.0V	86%
PLM-25-700	21~36V, 700mA	±5%	3.6V	86%
PLM-25-1050	14~24V, 1050mA	±5%	2.4V	85%

PLM-40 Series



Model No.	Output	Io Tol.	R&N	Effi.
PLM-40-350	53~105V, 350mA	±5%	10V	88%
PLM-40-500	40~80V, 500mA	±5%	8.0V	88%
PLM-40-700	29~57V, 700mA	±5%	6.0V	87%
PLM-40-1050	19~38V, 1050mA	±5%	4.0V	87%
PLM-40-1400	15~29V, 1400mA	±5%	3.0V	86%
PLM-40-1750	12~23V, 1750mA	±5%	2.5V	86%

PLM-E series 12~40W

Features

- Constant current mode
- 180~295VAC input
- No load power consumption <0.5W
- Fully isolated plastic case with push terminal style I/O
- Three-step analog dimming function (PLM-40E)
- IP30 design
- Isolation class II, no F.G.
- Low cost, high reliability
- Suitable for indoor LED lighting applications
- Protections: Short circuit / Over temperature (PLM-40E)
- 2 years warranty

	PLM-12E	PLM-25E	PLM-40E
			
AC input voltage range	180~295VAC; 254~417VDC		
AC inrush current (max.)	Cold start, 15A at 230VAC		
Setup time	500ms at full load and 230VAC		
Total harmonic distortion	THD<20%		
Short circuit protection	Hiccup mode, auto-recovery		
Over temp. protection	Hiccup mode, auto-recovery (PLM-40E only)		
Withstand voltage	I/P-O/P: 3.75kVAC		
Working temperature	-30~+50°C	-30~+45°C	-30~+40°C (refer to output derating curve)
Safety standards	ENEC EN61347-1, EN61347-2-13, EN62384, GB19510.14, GB19510.1, EAC TP TC 004 approved		
EMC standards	EN55015, EN61000-3-2 class C, EN61000-3-3, EN61000-4-2,3,4,5,6,8,11, EN61547, GB17743, GB17625.1, EAC TP TC 020		
Connection (Input / Output)	2+2P push terminal block		
Dimension (LxWxH)(mm)	145x 38x 22		175x 42x 24

PLM-12E Series



Model No.	Output	Io Tol.	R&N	Effi.
PLM-12E-350	22~36V, 350mA	±5%	5.5V	84%
PLM-12E-500	15~24V, 500mA	±5%	3.6V	83%
PLM-12E-700	11~18V, 700mA	±5%	3.6V	82%
PLM-12E-1050	7~12V, 1050mA	±5%	2.7V	78%

PLM-25E Series



Model No.	Output	Io Tol.	R&N	Effi.
PLM-25E-350	42~72V, 350mA	±5%	9V	86%
PLM-25E-500	30~50V, 500mA	±5%	7.5V	85%
PLM-25E-700	21~36V, 700mA	±5%	5.4V	85%
PLM-25E-1050	14~24V, 1050mA	±5%	3.6V	82%

PLM-40E Series



Model No.	Output	Io Tol.	R&N	Effi.
PLM-40E-350	53~105V, 350mA	±5%	10V	88%
PLM-40E-500	40~80V, 500mA	±5%	8.0V	88%
PLM-40E-700	29~57V, 700mA	±5%	6.0V	87%
PLM-40E-1050	19~38V, 1050mA	±5%	4.0V	87%
PLM-40E-1400	15~29V, 1400mA	±5%	3.0V	86%
PLM-40E-1750	12~23V, 1750mA	±5%	2.5V	86%

PLC series 30~100W

Features

- Constant current mode
(Constant voltage + constant current modes for PLC-100)
- Universal AC input / Full range
- Fully isolated plastic case with screw terminal style I/O
- Adjustable output voltage and current level
- Class 2 power unit / Pass LPS
- Isolation class II, no F.G. for PLC-30
- Suitable for LED lighting and LED sign applications
- Protections: Short circuit / Over current / Over voltage / Over temperature
- Cooling by free air convection
- 2 years warranty



AC input voltage range	90~264VAC ; 127~370VDC		
AC inrush current (max.)	Cold start, 35A at 230VAC		Cold start, 40A at 230VAC
DC adjustment range	95%~110% rated output voltage	90%~110% rated output voltage	85%~100% rated output voltage
Current adjustment range	75%~103%		75%~100%
Over current protection	100%~110% constant current limiting, auto-recovery	95%~110% constant current limiting, auto-recovery	95%~102% constant current limiting, auto-recovery
Over voltage protection	110%~155% rated output voltage	115%~140% rated output voltage	107%~135% rated output voltage
Setup time	500ms at full load and 230VAC		
Withstand voltage	I/P-O/P: 3.75kVAC	I/P-O/P: 3.75kVAC, I/P-FG: 2kVAC, O/P-FG:1.5kVAC	
Working temperature	-30~+50°C (refer to output derating curve)		
Safety standards	UL1310, TUV EN61347-1, EN61347-2-13, PSE J61347-1, J61347-2-13, GB19510.14, GB19510.1, EAC TP TC 004 approved; TUV EN62368-1 approved for PLC-100 only		
EMC standards	EN55015, EN61000-3-2 class C, EN61000-3-3, EAC TP TC 020, EN61000-4-2,3,4,5,6,8,11, EN61547, GB17743, GB17625.1		
Connection (Input / Output)	2+2P screw terminal block	3+2P screw terminal block	
Dimension (LxWxH)(mm)	160x 46x 30	181.5x 62x 35	200.5x 69.5x 35
Packing	0.2kg ; 70pcs / 15kg	0.41kg ; 30pcs / 13.3kg	0.52kg ; 25pcs / 14kg

PLC-30 Series

Model No.	Output	Tol.	R&N	Effi.
PLC-30-9	9V, 0~3.3A	±10%	2.6V	80.0%
PLC-30-12	12V, 0~2.5A	±10%	2.0V	82.5%
PLC-30-15	15V, 0~2.0A	±10%	2.6V	83.5%
PLC-30-20	20V, 0~1.5A	±10%	2.6V	84.0%
PLC-30-24	24V, 0~1.25A	±10%	2.4V	84.0%
PLC-30-27	27V, 0~1.12A	±10%	2.3V	84.5%
PLC-30-36	36V, 0~0.84A	±10%	3.6V	85.0%
PLC-30-48	48V, 0~0.63A	±10%	3.7V	85.5%

PLC-60 Series

Model No.	Output	Tol.	R&N	Effi.
PLC-60-12	12V, 0~5.0A	±10%	2.0V	85.0%
PLC-60-15	15V, 0~4.0A	±10%	2.4V	86.0%
PLC-60-20	20V, 0~3.0A	±10%	1.8V	87.5%
PLC-60-24	24V, 0~2.5A	±10%	2.4V	87.0%
PLC-60-27	27V, 0~2.3A	±10%	2.7V	88.0%
PLC-60-36	36V, 0~1.7A	±10%	3.6V	89.0%
PLC-60-48	48V, 0~1.3A	±10%	4.6V	89.0%

PLC-45 Series

Model No.	Output	Tol.	R&N	Effi.
PLC-45-12	12V, 0~3.8A	±10%	2.0V	83.5%
PLC-45-15	15V, 0~3.0A	±10%	2.4V	85.0%
PLC-45-20	20V, 0~2.3A	±10%	1.8V	86.5%
PLC-45-24	24V, 0~1.9A	±10%	2.7V	86.5%
PLC-45-27	27V, 0~1.7A	±10%	2.7V	86.5%
PLC-45-36	36V, 0~1.25A	±10%	3.6V	87.5%
PLC-45-48	48V, 0~0.95A	±10%	4.6V	87.5%

PLC-100 Series

Model No.	Output	Tol.	R&N	Effi.
PLC-100-12	12V, 0~5.0A	±3%	150mV	83.0%
PLC-100-15	15V, 0~5.0A	±3%	150mV	85.0%
PLC-100-20	20V, 0~4.8A	±3%	150mV	88.5%
PLC-100-24	24V, 0~4.0A	±3%	150mV	88.5%
PLC-100-27	27V, 0~3.55A	±3%	150mV	88.0%
PLC-100-36	36V, 0~2.65A	±2%	150mV	88.0%
PLC-100-48	48V, 0~2.0A	±2%	200mV	88.5%

Metal Case

with PFC

- 38 XLG Series (25~240W)
- 41 ELG Series (75~300W)
- 44 ELG-C Series (75~300W)
- 48 HLG Series (40~600W)
- 53 HLG-C Series (60~480W)
- 56 HVG Series (65~480W)
- 59 HVGC Series (65~1000W)
- 63 FDL Series (65~100W)



A complete outdoor LED driver solutions for outdoor luminaires are well-displayed in this category. The best cost-performance ratio and compact size design are XLG series and the ELG(C) series design with DALI /Timer/Programmable dimming functions. A high-efficiency design HLG(C) series with 7 years warranty and HVG(C) series with the high-voltage input 180-528V AC is able to be used with general 230V/347V main supply or 1 phase 380V AC voltage from 3 phase input. All models are listed for choices. Most of the models can offer to dim with 0-10V dimming function, which can be integrated into smart city lighting control.

MEAN WELL has launched brand new XLG series which design with compact size and constant power mode, output wattage covers a wide range 25/50/75/100/150/200/240W, wide choices for any indoor or outdoor luminaire applications.

Application



Selection guide

Series	Features	Remark
XLG	Constant Power Mode Compact size Surge protection with 10kv/6kv (Optional)	Design with Input Over Voltage Protection and India(EESL)version
ELG(C)	DALI/Timer/Programmable dimming	ELGT-150 with class II
HLG(C)	High reliability/ 7 years warranty	UP to 600W
HVG(C)	High Voltage Input 180~528 VAC	UP to 1000W
FDL	Entry level with 3 Years warranty	UP to 100W

XLG series 25~50W

Features

- Constant power mode output
- Wide input range 100~305VAC (Class I)
- Metal housing design with functional ground
- Built-in active PFC function, Class 2 power unit
- Surge protection with 6KV/4KV
- India (EESL) version with Input Over Voltage Protection can survive input voltage stress of 440Vac for 48 hours
- 5 years warranty
- Multiple models for choice:
 - A-Type: IP67 rated. Io adjustable through built-in potentiometer
 - AB-Type: IP67 rated. Io adjustable through built-in potentiometer & 3 in 1 dimming function.
- Protections: Over power/Short circuit / Over temperature /Input over voltage(only for India version)
- IP67 rating for indoor or outdoor installations



INPUT	ACL ACN FG	
OUTPUT (Non-Dimming Models)	Vo- Vo+	
OUTPUT (Dimming Models)	DIM- DIM+ Vo+ Vo-	
AC input voltage range	100~305VAC; 142~431VDC	
AC inrush current (max.)	Cold start, 50A at 230 VAC	
Over power protection	110-150% Over Power Protection, recovers automatically after fault condition is removed	
Over temp. protection	Hiccup mode, recovers automatically after fault condition is removed	
Setup, rise time	500ms, 100ms/115VAC, 230VAC	
Withstand voltage	I/P-O/P:3.75KVAC I/P-FG:2.0KVAC O/P-FG:1.5KVAC	
Working temperature	Tcase= -40~+85°C Tcase=-40 ~ +90°C	
Safety standards	UL8750(type"HL"), CSA C22.2 No. 250.13-12; ENEC AS/NZS IEC EN61347-1, AS/NZS EN61347-2-13 independent, EN62384;IP67; GB19510.1, GB19510.14 approved	
EMC standards	EN55015,EN61000-3-2 Class C (@load≥50%) ; EN61000-3-3; GB17743, GB17625.1,EN61000-4-2,3,4,5,6,8,11; EN61547, (surge immunity Line-Earth 6KV, Line-Line 4KV)	
Connection	Input	SJOW 17AWGx3C & H05RN-F 3x1.0mm ² (30cm)
	Output	A-Type: SJOW 17AWGx2C & H05RN-F 2x1.0mm ² (30cm) AB-Type: SJOW 17AWGx2C & H05RN-F 2x1.0mm ² (30cm)+UL2517 20AWGx2C(35cm)
Dimension (LxWxH) (mm)	105x 63x 30	

XLG-25 Series

Model No.	Output	I _o Ripple	Effi.
XLG-25□-○	22~54V, 0.25 ~ 1.05A	5%(max.)	88%

XLG-50 Series

Model No.	Output	I _o Ripple	Effi.
XLG-50□-○	22~54V, 0.53 ~ 2.1A	5%(max.)	90%

□ = Blank, I; Blank: For standard version, I: For India version
 ○ = A, AB
 Note 1: Products sourced from the Americas regions may not have the PSE/CCC/BIS/KC logo. Please contact your MEAN WELL sales for more information

XLG family selection guide

output Model	12V	24V	L type	M type	H type
XLG-25					250~1050 mA
XLG-50					530~2100 mA
XLG-75	5A	3.1A	350~1050 mA		650~2100 mA
XLG-100	8A	4A	350~1050 mA		875~2780 mA
XLG-150	12.5 A	6.25A	350~1050 mA	700~2100 mA	1400~4100 mA
XLG-200	16A	8.3A	350~1050 mA		1750~5500 mA
XLG-240	18A	10A	350~1050 mA	700~2100 mA	2200~6600 mA

* 12V/24V with C.V+C.C mode

XLG series 75~150W

Features

- Full power output at 70~100% Constant power mode operation
- Wide input range 100~305V AC (Class I)
- Built-in active PFC function, Class 2 power unit
- Metal case with IP67, suitable for outdoor application
- Surge protection with 6K V/4K V (10K V/6K V optional)
- India (EESL) version with Input Over Voltage Protection can survive input voltage stress of 440Vac for 48 hours
- 5 years warranty
- Multiple models for choice:
 - Blank-Type: Io and Vo fixed. (For harsh environment)
 - A-Type: IP67 rated. Io adjustable via built-in potentiometer
 - AB-Type: IP67 rated. Io adjustable through built-in potentiometer & 3 in 1 dimming function
- Protections: Over current (for 12, 24V) / Over power (for L, M, H-Type) / Over temperature / Short circuit / Input over voltage (for India version)

		XLG-75	XLG-100	XLG-150
INPUT OUTPUT (Non-Dimming Models) OUTPUT (Dimming Models) 	Blank/A			
	AB			
AC input voltage range	100~305VAC ; 142~431VDC			
AC inrush current (max.)	Cold start, 50A at 230VAC			
Over current protection (for 12, 24V)	95%~ 108% Constant current limiting, recovers automatically after fault condition is removed			
Over power protection (for L, M, H-Type)	110% ~ 150% Hiccup mode, recovers automatically after fault condition is removed	105% ~ 150% Hiccup mode, recovers automatically after fault condition is removed	105% ~ 130% Hiccup mode, recovers automatically after fault condition is removed	
Over temp. protection	Shut down output voltage, re-power on to recover		Shutdown output voltage, recovers automatically after fault condition is removed	
Input over voltage (for India version)	320~370VAC (Shut down output voltage when the input voltage exceeds protection voltage)		320~390VAC (Shut down output voltage when the input voltage exceeds protection voltage)	
Set up time	500ms/230VAC, 1200ms/115VAC			
Withstand voltage	I/P-O/P:4.2KVAC I/P-FG:2.1KVAC O/P-FG:1.5KVAC			
Working temperature	Tcase= -40~+90°C			
Safety standards	UL8750(type"HL"), UL879(For 12V, 24V), CSA C22.2 No. 250.13-12; ENEC EN61347-1, EN61347-2-13 independent, EN62384; GB19510.1, GB19510.14; IP67 approved, EAC TP TC 004;			
EMC standards	EN55015, EN61000-3-2 Class C (@load ≥ 50%); EN61000-3-3; EN61000-4-2, 3, 4, 5, 6, 8, 11; EN61547, (surge immunity Line-Earth 6KV, Line-Line 4KV)(10K/6K option)			
Connection	Input	SJOW 17AWGx3C & H05RN-F 1.0mm ² (30cm)		
	Output	Blank/A-Type: SJOW 17AWGx2C & H05RN-F 2x1.0mm ² (30cm) AB-Type: SJOW 17AWGx2C & H05RN-F 2x1.0mm ² (30cm)+UL2517 20AWGx2C(35cm)	Blank/A-Type: SJOW 17AWG/14AWG(for XLG-100-12 and XLG-150-12/24V) x2C & H05RN-F 2x1.0mm ² (30cm) AB-Type: SJOW 17AWGx2C & H05RN-F 2x1.0mm ² (30cm)+UL2517 20AWGx2C(35cm)	
Dimension (LxWxH) (mm)	140x 63x 32			180x 63x 35.5

XLG-75 Series

Model No.	Output	I _o Ripple	Effi.
XLG-75□-12○	8.4~12V, 5A	---	89%
XLG-75□-24○	16.8~24V, 3.1A	---	90%
XLG-75□-L○	53~107V, 350~1050mA	3%	91%
XLG-75□-H○	27~56V, 650~2100mA	3%	90%

XLG-100 Series

Model No.	Output	I _o Ripple	Effi.
XLG-100□-12○	8.4~12V, 4~8A	---	92%
XLG-100□-24○	16.8~24V, 2~4A	---	92%
XLG-100□-L○	71~142V, 350~1050mA	3%	92.5%
XLG-100□-H○	27~56V, 875~2780mA	3%	91%

XLG-150 Series

Model No.	Output	I _o Ripple	Effi.
XLG-150□-12○	8.4~12V, 6.5~12.5A	---	91.5%
XLG-150□-24○	16.8~24V, 3.2~6.25A	---	93%
XLG-150□-L○	120~214V, 350~1050mA	3%	93%
XLG-150□-M○	60~107V, 700~2100mA	3%	92.5%
XLG-150□-H○	27~56V, 1400~4170mA	4%	92%

□ = Blank, I; Blank: For standard version, I: For India only
○ = A, AB, Blank

Note 1: Products sourced from the Americas regions may not have the PSE/CCC/BIS/KC logo. Please contact your MEAN WELL sales for more information.

XLG series 200~240W

Features

- Full power output at 70~100% Constant power mode operation
- Wide input range 100~305V AC(Class I)
- Built-in active PFC function
- Metal case with IP67, suitable for outdoor application
- Surge protection with 6K V/4K V (10K V/6K V optional)
- India (EESL) version with Input Over Voltage Protection can survive input voltage stress of 440Vac for 48 hours
- 5 years warranty
- Multiple models for choice:
 - Blank-Type: Io and Vo fixed.(For harsh environment)
 - A-Type: IP67 rated.Io adjustable via built-in potentiometer
 - AB-Type: IP67 rated. Io adjustable through built-in potentiometer & 3 in 1 dimming function
- Protections: Over current(for 12,24V)/Over power(for L,M,H-Type)/Over temperature /Short circuit /Input over voltage(for India version)



INPUT		
OUTPUT (Non-Dimming Models)		
OUTPUT (Dimming Models)		
AC input voltage range	100~305VAC ; 142~431VDC	
AC inrush current (max.)	Cold start, 65A at 230VAC	Cold start, 75A at 230VAC
Over current protection (for 12,24V)	95%~ 108% Constant current limiting, recovers automatically after fault condition is removed	
Over power protection (for L,M,H-Type)	105% ~ 130% Hiccup mode, recovers automatically after fault condition is removed	
Over temp. protection	Shut down O/P voltage, recovers automatically after temperature goes down	
Input over voltage (for India version)	320 ~ 390VAC (Shut down output voltage when the input voltage exceeds protection voltage)	320 ~ 370VAC (Shut down output voltage when the input voltage exceeds protection voltage)
Set up time	500ms/230VAC, 1200ms/115VAC	
Withstand voltage	I/P-O/P:4.2KVAC I/P-FG:2.1KVAC O/P-FG:1.5KVAC	I/P-O/P:3.75KVAC I/P-FG:2.0KVAC O/P-FG:1.5KVAC
Working temperature	Tcase= -40~+90°C	
Safety standards	UL8750(type"HL"), CSA C22.2 No. 250.13-12; IEC EN61347-1, EN61347-2-13 independent, EN62384; GB19510.1,GB19510.14; IP67 approved,EAC TP TC 004;	
EMC standards	EN55015,EN61000-3-2 Class C (@load≥50%) ; EN61000-3-3;EN61000-4-2,3,4,5,6,8,11; EN61547(surge immunity Line-Earth 6KV, Line-Line 4KV)(10K/6KV option);	
Connection	Input	SJOW 17AWGx3C & H05RN-F 3x1.0mm ² (30cm)
	Output	Blank/A-Type: SJOW 17AWGx2C/14AWGx2C(12V) & H05RN-F 2x1.0mm ² (30cm) AB-Type: SJOW 17AWGx2C & H05RN-F 2x1.0mm ² (30cm) + UL2517 20AWGx2C(35cm)
Dimension (LxWxH) (mm)	199x 63x 35.5mm	
		Blank/A-Type: SJOW 17AWGx2C & H05RN-F 2x1.0mm ² for H&M type (30cm);SJOW 14AWGx2C for 12/24V type(30cm);SOOW 17AWGx2C&H07RN-F 2x1.0mm for L type(30cm) AB-Type: SJOW 17AWGx2C & H05RN-F 2x1.0mm ² for H&M type / SOOW 17AWGx2C&H07RN-F 2x1.0mm ² for L type(30cm) + UL2517 20AWGx2C(35cm)
		219x 63x 35.5mm

XLG-200 Series

Model No.	Output	I _o Ripple	Effi.
XLG-200 □ -12○	8.4~12V, 8 ~ 16A	---	92%
XLG-200 □ -24○	16.8~24V, 4.15 ~ 8.3A	---	94%
XLG-200 □ -L○	142~285V, 350~1050mA	3%	94%
XLG-200 □ -H○	27~56V, 1750~5550mA	3%	93%

XLG-240 Series

Model No.	Output	I _o Ripple	Effi.
XLG-240 □ -12○	8.4~12V, 9 ~ 18A	---	91.5%
XLG-240 □ -24○	16.8~24V, 5 ~ 10A	---	93.5%
XLG-240 □ -L○	178~342V, 350~1050mA	5%	93%
XLG-240 □ -M○	90~171V, 700~2100mA	5%	92.5%
XLG-240 □ -H○	27~56V, 2200~6660mA	5%	91%

□ = Blank, I: Blank: For standard version, I:For India only
○ = A, AB, Blank

Note 1: Products sourced from the Americas regions may not have the PSE/CCC/BIS/KC logo. Please contact your MEAN WELL sales for more information

ELG series 75~100W

Features

- Constant voltage+constant current modes
- Universal AC input (100 to 305VAC) / Full range
- High efficiency up to 91%
- No load / Standby power consumption <0.5W
- Meet 6KV surge immunity level (IEC61000-4-5)
- Class 2 power unit (ELG-75/100 only)
- Type HL LED Driver for use in Class I, Division 2 hazardous location luminaires
- Suitable for dry / damp / wet locations with IP67
- Suitable for outdoor LED lighting applications
- Protections:
Short circuit / Over current / Over voltage / Over temp.

- Multiple models for choice:
 - Blank-Type:** IP67 rated. Cable for I/O connection (For harsh environment)
 - A-Type:** IP65 rated. Io and Vo adjustable through built-in potentiometer
 - B-Type:** IP67 rated. 3 in 1 dimming function (0~10Vdc, 10V PWM signal and resistance)
 - AB-Type:** IP65 rated. Io adjustable through built-in potentiometer & 3 in 1 dimming function.
 - D2-Type:** IP67 rated. Smart timer dimming function*, contact MEAN WELL for details
 - DA-Type:** IP67 rated. DALI control technology
- 5 years warranty



	ELG-75	ELG-100
AC input voltage range	100~305VAC ; 142~431VDC	
AC inrush current (max.)	Cold start, 50A at 230VAC	Cold start, 60A at 230VAC
DC adjustment range	±10% rated output voltage (A-Type only)	
Current adjustment range	50%~100% via potentiometer (A-Type only)	
Over current protection	95%~108% constant current limiting, auto-recovery	
Over voltage protection	110%~140% rated output voltage	
Over temp. protection	Shut down o/p voltage, re-power on to recover	
Setup, rise, hold up time	500ms, 100ms, 10ms at full load and 230VAC	
Withstand voltage	I/P-O/P: 3.75kVAC I/P-FG: 2kVAC O/P-FG: 1.5kVAC	
Working temperature	Tcase= -40~+85°C	Tcase= -40~+90°C (refer to "OUTPUT LOAD vs TEMPERATURE")
Safety standards	UL8750, IEC/EN/AS/NZ61347-1,-2-13, EN62384, GB19510.1, GB19510.14, EAC TP TC 004, BIS IS15885(refer to spec for models), KC61347-1, KC61347-2-13 approved	
EMC standards	EN55015, EN61000-3-2 class C, EN61000-3-3, EN61000-4-2,3,4,5,6,8,11, EN61547, GB17743, GB17625.1, EAC TP TC 020, KC KN15, KN61547	
Connection	Please refer to page 47	
Dimension (LxWxH) (mm)	180x 63x 35.5	199x 63x 35.5



ELG-75 Series

Model No.	Output	Tol.	R&N	Effi.
ELG-75-12(A)-□	12V, 0~5A	±3.0%	150mV	85%
ELG-75-24(A)-□	24V, 0~3.15A	±3.0%	200mV	88%
ELG-75-36(A)-□	36V, 0~2.1A	±2.5%	250mV	89%
ELG-75-42(A)-□	42V, 0~1.8A	±2.5%	250mV	90%
ELG-75-48(A)-□	48V, 0~1.6A	±2.0%	250mV	90%

○ = Blank, A, B, AB, D2 or DA ; □ = Blank, 3Y

□ = Blank, 2-wire input for standard mode ; □ = 3Y, 3-wire input for standard mode.

*MEAN WELL Smart timer dimming primarily provides the adaptive proportion dimming profile for the output constant current level.



ELG-100 Series

Model No.	Output	Tol.	R&N	Effi.
ELG-100-24(A)-□	24V, 0~4A	±3%	200mV	88%
ELG-100-36(A)-□	36V, 0~2.66A	±2.5%	250mV	89%
ELG-100-42(A)-□	42V, 0~2.28A	±2.5%	250mV	90%
ELG-100-48(A)-□	48V, 0~2A	±2%	300mV	90%
ELG-100-54(A)-□	54V, 0~1.78A	±2%	350mV	91%

○ = Blank, A, B, AB, D2 or DA ; □ = Blank, 3Y

ELG series 150~200W

Features

- Constant voltage+constant current modes
- Universal AC input (100 to 305VAC) / Full range
- High efficiency up to 93%
- No load / Standby power consumption <0.5W
- Meet 6KV surge immunity level (IEC61000-4-5)
- Type HL LED Driver for use in Class I, Division 2 hazardous location luminaires
- Suitable for dry / damp / wet locations
- Suitable for outdoor LED lighting applications
- Protections:
 - Short circuit / Over current / Over voltage / Over temp.
- 5 years warranty

- Multiple models for choice:
 - Blank-Type:** IP67 rated. Cable for I/O connection(For harsh environment)
 - A-Type:** IP65 rated. Io and Vo adjustable through built-in potentiometer
 - B-Type:** IP67 rated. 3 in 1 dimming function (0~10Vdc, 10V PWM signal and resistance)
 - AB-Type:** IP65 rated. Io adjustable through built-in potentiometer & 3 in 1 dimming function.
 - D2-Type:** IP67 rated. Smart timer dimming function*, contact MEAN WELL for details
 - DA-Type:** IP67 rated. DALI control technology
 - BE-Type:** IP67 rated. 3 in 1 dimming function and 15V/400mA auxiliary output (ELG-150 only)

	ELG-150	ELG-200
INPUT	ACN ACL	
INPUT (3Y Models)	ACL ACN FG	
OUTPUT (Non-Dimming Models)	Vo- Vo+	Blank/A
OUTPUT (Dimming Models)	DIM- DIM+ Vo+ Vo-	B/AB/D2/DA

AC input voltage range	100~305VAC ; 142~431VDC	
AC inrush current (max.)	Cold start, 65A at 230VAC	Cold start, 75A at 230VAC
DC adjustment range	±10% rated output voltage (A-Type only)	
Current adjustment range	50%~100% via potentiometer (A-Type only)	
Over current protection	95%~108% constant current limiting, auto-recovery	
Over voltage protection	110%~140% rated output voltage	
Setup, rise, hold up time	500ms, 100ms, 10ms at full load and 230VAC	
Withstand voltage	I/P-O/P: 3.75kVAC I/P-FG: 2kVAC O/P-FG: 1.5kVAC	
Working temperature	Tcase= -40~+90°C (refer to "OUTPUT LOAD vs TEMPERATURE")	Tcase= -40~+85°C (refer to "OUTPUT LOAD vs TEMPERATURE")
Safety standards	UL8750, ENEC/AS/NZS/EN61347-1,-2-13, EN62384, GB19510.14, GB19510.1, EAC TP TC 004, BIS IS15885(refer to spec for models), KC61347-1, KC61347-2-13 approved	
EMC standards	EN55015, EN61000-3-2 class C, EN61000-3-3, EN61000-4-2,3,4,5,6,8,11, EN61547, GB17743, GB17625.1, EAC TP TC 020, KC KN15, KN61547	
Connection	Please refer to page 47	
Dimension (LxWxH) (mm)	219x 63x 35.5	244x 71x 37.5





 (B & BE-Type) (DA-Type)











ELG-150 Series

Model No.	Output	Tol.	R&N	Effi.
ELG-150-12(A)-□	12V, 0~10A	±3.0%	150mV	88%
ELG-150-24(A)-□	24V, 0~6.25A	±3.0%	200mV	89%
ELG-150-36(A)-□	36V, 0~4.17A	±2.5%	250mV	90%
ELG-150-42(A)-□	42V, 0~3.57A	±2.5%	250mV	90%
ELG-150-48(A)-□	48V, 0~3.13A	±2.0%	250mV	90%
ELG-150-54(A)-□	54V, 0~2.8A	±2.0%	350mV	91%

○ = Blank, A, B, AB, D2, DA or BE ; □ = Blank, 3Y

□ = Blank, 2-wire input for standard mode ; □ = 3Y, 3-wire input for standard mode.





 (B-Type) (DA-Type)











ELG-200 Series

Model No.	Output	Tol.	R&N	Effi.
ELG-200-12(A)-□	12V, 0~16A	±3%	150mV	90.0%
ELG-200-24(A)-□	24V, 0~8.4A	±2%	200mV	92.0%
ELG-200-36(A)-□	36V, 0~5.55A	±2%	250mV	92.0%
ELG-200-42(A)-□	42V, 0~4.76A	±2%	250mV	92.5%
ELG-200-48(A)-□	48V, 0~4.16A	±2%	250mV	93.0%
ELG-200-54(A)-□	54V, 0~3.72A	±2%	350mV	93.0%

○ = Blank, A, B, AB, D2 or DA ; □ = Blank, 3Y

*MEAN WELL Smart timer dimming primarily provides the adaptive proportion dimming profile for the output constant current level.

ELG series 240~300W

Features

- Constant voltage+constant current modes
- Wide input range 100~305VAC
- High efficiency up to 94%
- No load / Standby power consumption <0.5W(for ELG-240 only)
- Meet 6KV surge immunity level (IEC61000-4-5)
- Type HL LED Driver for use in Class I, Division 2 hazardous location luminaires
- Suitable for dry / damp / wet locations
- Suitable for outdoor LED lighting applications
- Protections:
 - Short circuit / Over current / Over voltage / Over temp.

- Multiple models for choice:(ELG-240)
 - Blank-Type:** IP67 rated. Io and Vo fixed(For harsh environment)
 - A-Type:** IP65 rated. Io and Vo adjustable through built-in potentiometer
 - B-Type:** IP67 rated.3 in 1 dimming function (0~10Vdc, 10V PWM signal and resistance)
 - AB-Type:** IP65 rated. Io and Vo adjustable through built-in potentiometer & 3 in 1 dimming function.
 - D2-Type:** IP67 rated. **Smart timer dimming function***, contact MEAN WELL for details
 - DA-Type:** IP67 rated. **DALI control technology**
- 5 years warranty



AC input voltage range	100~305VAC ; 142~431VDC	
AC inrush current (max.)	Cold start, 60A at 230VAC	Cold start, 45A at 230VAC
DC adjustment range	±8% rated output voltage (A/AB-Type only)	
Current adjustment range	50%~100% via potentiometer (A/AB-Type only)	
Over current protection	95%~108% constant current limiting, auto-recovery	
Over voltage protection	110%~140% rated output voltage	
Setup, rise, hold up time	500ms, 100ms, at 230VAC	
Withstand voltage	I/P-O/P: 3.75kVAC I/P-FG: 2.0kVAC O/P-FG: 1.5kVAC	
Working temperature	-40~+90°C (refer to "OUTPUT LOAD vs TEMPERATURE")	-40~+85°C (refer to "OUTPUT LOAD vs TEMPERATURE")
Safety standards	UL8750(type"HL"), CSA C22.2 No. 250.13-12, EN61347-1,-2-13, IEC/AS/NZS 61347-1, IEC/AS/NZS 61347-2-13 independent, EN62384, EAC TP TC 004, BIS IS15885(Note 1),GB19510.14, GB19510.1, IP65 or IP67 approved, KC61347-1(for ELG-240 only), KC61347-2-13(for ELG-240 only)	
EMC standards	EN55015, EN61000-3-2 class C, EN61000-3-3, EN61000-4-2,3,4,5,6,8,11, EN61547, GB17743, GB17625.1, EAC TP TC 020, KC KN15(only for ELG-240), KN61547(only for ELG-240)	
Connection	Please refer to page 47	
Dimension (LxWxH) (mm)	244x 71x 37.5	246x 77x 39.5

ELG-240 Series

Model No.	Output	Tol.	R&N	Effi.
ELG-240-24(A)-□	24V, 0~10A	±2%	200mV	92.0%
ELG-240-36(A)-□	36V, 0~6.66A	±2%	250mV	92.0%
ELG-240-42(A)-□	42V, 0~5.71A	±2%	250mV	92.5%
ELG-240-48(A)-□	48V, 0~5.0A	±2%	250mV	93.0%
ELG-240-54(A)-□	54V, 0~4.45A	±2%	350mV	93.0%

○ = Blank, A, B, AB, D2 or DA ; □ = Blank, 3Y

□ = Blank, 2-wire input for standard mode ; □ = 3Y, 3-wire input for standard mode.

Note 1:for 24/24B/36/36A/42/42A/54/54A only

ELG-300 Series

Model No.	Output	Tol.	R&N	Effi.
ELG-300-12A	12V, 11~22A	±3%	150mV	91.0%
ELG-300-24A	24V, 6.25~12.5A	±2%	240mV	94.0%

*MEAN WELL Smart timer dimming primarily provides the adaptive proportion dimming profile for the output constant current level.

ELG-C series 75~100W

Features

- Constant current mode
- Universal AC input (100 to 305VAC) / Full range
- High efficiency up to 92%
- No load / Standby power consumption <0.5W
- Meet 6KV surge immunity level (IEC61000-4-5)
- Type HL LED Driver for use in Class I, Division 2 hazardous location luminaires
- Suitable for dry / damp / wet locations
- Suitable for outdoor LED lighting applications
- Protections:
 - Short circuit / Over voltage / Over temperature

- Multiple models for choice:

- Blank-Type:** IP67 rated. Cable for I/O connection (For harsh environment)
 - A-Type:** IP65 rated. Io and Vo adjustable through built-in potentiometer
 - B-Type:** IP67 rated. 3 in 1 dimming function (0~10Vdc, 10V PWM signal and resistance)
 - AB-Type:** IP65 rated. Io adjustable through built-in potentiometer & 3 in 1 dimming function.
 - D2-Type:** IP67 rated. Smart timer dimming function*, contact MEAN WELL for details
 - DA-Type:** IP67 rated. DALI control technology
- 5 years warranty



AC input voltage range	100~305VAC; 142~431VDC	
AC inrush current (max.)	Cold start, 50A at 230VAC	Cold start, 40A at 230VAC
Current adjustment range	50%~100% via potentiometer (A-Type only)	
Over voltage protection	105%~145% rated output voltage	
Over temperature protection	Shut down o/p voltage, re-power on to recover	
Setup time	500ms at 230VAC	
Withstand voltage	I/P-O/P: 3.75kVAC I/P-FG: 2kVAC O/P-FG: 1.5kVAC	
Working temperature	Tcase=-40~+90°C	Tcase=-40~+85°C (refer to "OUTPUT LOAD vs TEMPERATURE")
Safety standards	UL8750, ENEC/AS/NZS/EN61347-1,-2-13, EN62384, GB19510.1, GB19510.14, EAC TP TC 004, BIS IS15885(refer to spec for models), KC61347-1, KC61347-2-13 approved	
EMC standards	EN55015, EN61000-3-2 class C, EN61000-3-3, EN61000-4-2,3,4,5,6,8,11, EN61547, GB17743, GB17625.1, EAC TP TC 020, KC KN15, KN61547	
Connection	Please refer to page 47	
Dimension (LxWxH) (mm)	180x 63x 35.5	199x 63x 35.5



Model No.	Output	Tol.	Io Ripple	Effi.
ELG-75-C350(A)-□	107~214V, 350mA	±5%	5%	91%
ELG-75-C500(A)-□	75~150V, 500mA	±5%	5%	91%
ELG-75-C700(A)-□	53~107V, 700mA	±5%	5%	90%
ELG-75-C1050(A)-□	35~71V, 1050mA	±5%	5%	90%
ELG-75-C1400(A)-□	27~54V, 1400mA	±5%	5%	90%

○ = Blank, A, B, AB, D2 or DA ; □ = Blank, 3Y

□ = Blank, 2-wire input for standard mode ; □ = 3Y, 3-wire input for standard mode.



Model No.	Output	Tol.	Io Ripple	Effi.
ELG-100-C350(A)-□	143~286V, 350mA	±5%	5%	92%
ELG-100-C500(A)-□	100~200V, 500mA	±5%	5%	91%
ELG-100-C700(A)-□	71~143V, 700mA	±5%	5%	90%
ELG-100-C1050(A)-□	48~95V, 1050mA	±5%	5%	90%
ELG-100-C1400(A)-□	35~72V, 1400mA	±5%	5%	90%

○ = Blank, A, B, AB, D2 or DA ; □ = Blank, 3Y

*MEAN WELL Smart timer dimming primarily provides the adaptive proportion dimming profile for the output constant current level.

ELG-C series 150~200W

Features

- Constant current mode
- Compliant with class II design (ELGT-150-C only)
- Universal AC input (up to 305VAC) / Full range
- High efficiency up to 93%
- No load / Standby power consumption <0.5W
- Meet 6KV surge immunity level (IEC61000-4-5)
- Type HL LED Driver for use in Class I, Division 2 hazardous location luminaires
- Suitable for dry / damp / wet locations with IP67
- Suitable for outdoor LED lighting applications
- Protections: Short circuit / Over voltage / Over temperature
- 5 years warranty

- Multiple models for choice:

- Blank-Type:** IP67 rated. Cable for I/O connection (For harsh environment)
- A-Type:** IP65 rated. Io and Vo adjustable through built-in potentiometer
- B-Type:** IP67 rated. 3 in 1 dimming function (0~10Vdc, 10V PWM signal and resistance)
- AB-Type:** IP65 rated. Io adjustable through built-in potentiometer & 3 in 1 dimming function.
- D2-Type:** IP67 rated. Smart timer dimming function*, contact MEAN WELL for details
- DA-Type:** IP67 rated. DALI control technology
- BE-Type:** IP67 rated. 3 in 1 dimming function and 15V/400mA auxiliary output (ELG-150-C only)



	ELG-150-C/ELGT-150-C	ELG-200-C
AC input voltage range	100~305VAC; 142~431VDC	
AC inrush current (max.)	Cold start, 65A at 230VAC	
Current adjustment range	50%~100% via potentiometer (A-Type only)	
Over voltage protection	105%~145% rated output voltage	
Over temperature protection	Shut down o/p voltage, re-power on to recover	
Setup time	500ms at 230VAC	
Withstand voltage	I/P-O/P: 3.75kVAC I/P-FG: 2kVAC O/P-FG: 1.5kVAC for ELG-150/200-C; I/P-CASE: 3.75kVAC for ELGT-150-C	
Working temperature(Tcase)	-40~+90°C (refer to "OUTPUT LOAD vs TEMPERATURE")	-40~+85°C (refer to "OUTPUT LOAD vs TEMPERATURE")
Safety standards	UL8750, ENEC EN61347-1, EN61347-2-13, EN62384, GB19510.14, GB19510.1, EAC TP TC 004 approved, BIS IS15885(ELG-150-C700A/1050A, 700DA only), KC61347-1, KC61347-2-13	
EMC standards	EN55015, EN61000-3-2 class C, EN61000-3-3, EN61000-4-2,3,4,5,6,8,11, EN61547, GB17743, GB17625.1, EAC TP TC 020, KC KN15, KN61547	
Connection	Please refer to page 47	
Dimension (LxWxH) (mm)	219x 63x 35.5	244x 71x 37.5

ELG-150-C Series

Model No.	Output	Tol.	Io Ripple	Effi.
ELG-150-C500(A)-□	150~300V, 500mA	±5%	5%	92%
ELG-150-C700(A)-□	107~214V, 700mA	±5%	5%	92%
ELG-150-C1050(A)-□	72~143V, 1050mA	±5%	5%	92%
ELG-150-C1400(A)-□	54~107V, 1400mA	±5%	5%	91%
ELG-150-C1750(A)-□	43~86V, 1750mA	±5%	5%	91%
ELG-150-C2100(A)-□	36~72V, 2100mA	±5%	5%	91%

○ = Blank, A, B, AB, D2, DA or BE ; □ = Blank, 3Y

□ = Blank, 2-wire input for standard mode ;

□ = 3Y, 3-wire input for standard mode.

*MEAN WELL Smart timer dimming primarily provides the adaptive proportion dimming profile for the output constant current level.

ELGT-150-C Series

Model No.	Output	Tol.	Io Ripple	Effi.
ELGT-150-C700(A)	107~214V, 700mA	±5%	5%	92%
ELGT-150-C1050(A)	72~143V, 1050mA	±5%	5%	92%
ELGT-150-C1400(A)	54~107V, 1400mA	±5%	5%	91%

ELG-200-C Series

Model No.	Output	Tol.	Io Ripple	Effi.
ELG-200-C700(A)-□	142~286V, 700mA	±5%	5%	93%
ELG-200-C1050(A)-□	95~190V, 1050mA	±5%	5%	93%
ELG-200-C1400(A)-□	71~142V, 1400mA	±5%	5%	92%
ELG-200-C1750(A)-□	57~114V, 1750mA	±5%	5%	92%
ELG-200-C2100(A)-□	48~96V, 2100mA	±5%	5%	92%

○ = Blank, A, B, AB, D2 or DA ; □ = Blank, 3Y

ELG-C & ELGC series 240~300W

Features

- Constant power mode (for ELGC-300)
- Constant current mode output (for ELG-240-C)
- Universal AC input (100 to 305VAC) / Full range
- High efficiency up to 94.5%
- Standby power consumption < 0.5W (for ELG-240-C)
- Meet 6KV surge immunity level (IEC61000-4-5)
- Type HL LED driver for use in Class I, Division 2 hazardous location luminaires
- Suitable for dry / damp / wet locations
- Suitable for outdoor LED lighting applications
- Protections: Short circuit / Over voltage / Over temperature

• Multiple models for choice:

Blank-Type: IP67 rated. Cable for I/O connection (For harsh environment)

A-Type: IP65 rated. Io and Vo adjustable through built-in potentiometer


B-Type: IP67 rated. 3 in 1 dimming function (0~10Vdc, 10V PWM signal and resistance)

AB-Type: IP65 rated. Io adjustable through built-in potentiometer & 3 in 1 dimming function.

D2-Type: IP67 rated. **Smart timer dimming function***, contact MEAN WELL for details

DA-Type: IP67 rated. DALI control technology

• 5 years warranty



AC input voltage range	100~305VAC; 142~431VDC	
AC inrush current (max.)	Cold start 75A at 230VAC	Cold start 45A at 230VAC
Current adjustment range	50%~100% via potentiometer(A/AB-Type only)	32.5%~100% via potentiometer(A/AB-Type only)
Over voltage protection	105%~145% rated output voltage	
Over temperature protection	Shut down o/p voltage, re-power on to recover	Tcase>85°C±5°C, derate power automatically by 6%/°Cmax
Setup time	800ms/115VAC, 500ms/230VAC	500ms at 230VAC and 115VAC
Withstand voltage	I/P-O/P: 3.75kVAC I/P-FG: 2kVAC O/P-FG: 1.5kVAC	
Working temperature	Tcase=-40~+85°C (refer to "OUTPUT LOAD vs TEMPERATURE")	
Safety standards	UL8750(type"HL"), CSA C22.2 No. 250.13-12, ENEC EN61347-1, EN61347-2-13 independent; AS/NZS 61347-1, AS/NZS 61347-2-13 independent, EN62384, EAC TP TC 004, KC61347-1, KC61347-2-13, GB19510.14, GB19510.1	
EMC standards	EN55015, EN61000-3-2 class C, EN61000-3-3, EN61000-4-2,3,4,6,8,11, EN61547; GB17743, GB17625.1, EAC TP TC 020, KC KN15, KN61547	
Connection	Please refer to page 47	
Dimension (LxWxH) (mm)	244x 71x 37.5	246x 77x 39.5

ELG-240-C Series

Model No.	Output	Tol.	Io Ripple	Effi.
ELG-240-C700(A)-□	172~343V, 700mA	±5.0%	5%	93%
ELG-240-C1050(A)-□	114~228V, 1050mA	±5.0%	5%	93%
ELG-240-C1400(A)-□	86~171V, 1400mA	±5.0%	5%	93%
ELG-240-C1750(A)-□	69~137V, 1750mA	±5.0%	5%	93%
ELG-240-C2100(A)-□	57~115V, 2100mA	±5.0%	5%	93%

○ = Blank, A, B, AB, D2 or DA ; □ = Blank, 3Y

ELGC-300 Series

Model No.	Vout	Iout(mA)		Tol.	Io Ripple	Effi.
		100~180VAC	200~305VAC			
ELGC-300-L-□	116~232V	650~1700	650~2000	±5%	5%	94.5%
ELGC-300-M-□	58~116V	1300~3400	1300~4000	±5%	5%	93.5%
ELGC-300-H-□	29~58V	2600~6800	2600~8000	±5%	5%	92.5%

□ = Blank, A, AB, D2 or DA

*MEAN WELL Smart timer dimming primarily provides the adaptive proportion dimming profile for the output constant current level.

Globally Certified Cable Adoption for ELG

ELG-75/100 Series

Connection	Input	SJOW 17AWGx2C & H05RN-F 1.0mm ² (30cm)
	Output	<ul style="list-style-type: none"> ▪ Blank/A-Type: SJOW 17AWGx2C & H05RN-F 1.0mm² (30cm) ▪ B/AB/D2/DA-Type: SJOW 17AWGx2C & H05RN-F 1.0mm² (30cm) + SJOW 17AWGx2C & H05RN-F 1.0mm² (30cm)

ELG-150 Series

Connection	Input	SJOW 17AWGx2C & H05RN-F 1.0mm ² (30cm)
	Output	<ul style="list-style-type: none"> ▪ Blank/A-Type: SJOW 17AWGx2C & H05RN-F 1.0mm² (30cm) ▪ B/AB/D2/DA-Type: SJOW 17AWGx2C & H05RN-F 1.0mm² (30cm) + SJOW 17AWGx2C & H05RN-F 1.0mm² (30cm) ▪ BE-Type: SJOW 17AWGx4C & H05RN-F 1.0mm² (30cm)+ SJOW 17AWGx2C & H05RN-F 1.0mm² (30cm)

ELG-200/240 Series

Connection	Input	SJOW 17AWGx2C & H05RN-F 1.0mm ² (30cm)
	Output	<ul style="list-style-type: none"> ▪ Blank/A-Type: SJTW 14AWGx2C (30cm) for 12V SJOW 17AWGx2C & H05RN-F 1.0mm² (30cm) for others ▪ B/AB/D2/DA-Type: SJTW 14AWGx2C (30cm) + SJOW 17AWGx2C & H05RN-F 1.0mm² (30cm) for 12V SJOW 17AWGx2C & H05RN-F 1.0mm² (30cm) + SJOW 17AWGx2C & H05RN-F 1.0mm² (30cm) for others

ELG-75/100-C Series

Connection	Input	SJOW 17AWGx2C & H05RN-F 1.0mm ² (30cm)
	Output	<ul style="list-style-type: none"> ▪ Blank/A-Type: SJOW 17AWGx2C & H05RN-F 1.0mm² (30cm) ▪ B/AB/D2/DA-Type: SJOW 17AWGx2C & H05RN-F 1.0mm² (30cm) + SJOW 17AWGx2C & H05RN-F 1.0mm² (30cm)

ELG-150-C Series

Connection	Input	SJOW 17AWGx2C & H05RN-F 1.0mm ² (30cm)
	Output	<ul style="list-style-type: none"> ▪ Blank/A-Type: SJOW 17AWGx2C & H05RN-F 1.0mm² (30cm) ▪ B/AB/D2/DA-Type: SJOW 17AWGx2C & H05RN-F 1.0mm² (30cm) + SJOW 17AWGx2C & H05RN-F 1.0mm² (30cm) ▪ BE-Type: SJOW 17AWGx4C & H05RN-F 1.0mm² (30cm)+ SJOW 17AWGx2C & H05RN-F 1.0mm² (30cm)

ELG-200/240-C Series

Connection	Input	SJOW 17AWGx2C & H05RN-F 1.0mm ² (30cm)
	Output	<ul style="list-style-type: none"> ▪ Blank/A-Type: SJOW 17AWGx2C & H05RN-F 1.0mm² (30cm) ▪ B/AB/D2/DA-Type: SJOW 17AWGx2C & H05RN-F 1.0mm² (30cm) + SJOW 17AWGx2C & H05RN-F 1.0mm² (30cm)

ELGC-300 / ELG-300 Series

Connection	Input	SJOW 17AWGx3C & H05RN-F 1.0mm ² (30cm)
	Output	<ul style="list-style-type: none"> ▪ Blank/A-Type: SJOW 17AWGx2C & H05RN-F 1.0mm² (30cm) / ELG-300: SJOW 14AWGx2C & H05RN-F 1.0mm² (30cm) ▪ AB/D2/DA-Type: SJOW 17AWGx2C & H05RN-F 1.0mm² (30cm) + SJOW 17AWGx2C & H05RN-F 1.0mm² (30cm) ▪ Dimming cable: UL2517 20AWGx2C(30cm)

HLG series 40~60W

Features

- Constant voltage + constant current modes
- Universal AC input (90 to 305VAC) / Full range
- High efficiency up to 90.5%
- Meet 4kV surge immunity level (IEC61000-4-5)
- Class 2 power unit
- Type HL LED Driver for use in Class I, Division 2 hazardous location luminaires
- Suitable for dry, damp, and wet location with IP67
- Suitable for outdoor LED lighting applications
- Protections:
Short circuit / Over current / Over voltage / Over temp.

- Multiple models for choice:

- Blank-Type:** IP67 rated. Cable for I/O connection (For harsh environment)
- A-Type:** IP65 rated. Io and Vo adjustable through built-in potentiometer
- B-Type:** IP67 rated. 3 in 1 dimming function (1~10Vdc, 10V PWM signal and resistance)
- AB-Type:** IP65 rated. Io adjustable through built-in potentiometer & 3 in 1 dimming function.
- D-Type(option):** IP67 rated. Timer dimming function, contact MEAN WELL for details.

- 7 years warranty

	HLG-40H	HLG-60H
INPUT	ACL ACN FG	
OUTPUT (Non-Dimming Models)	Vo- Vo+	
OUTPUT (Dimming Models)	DIM+ DIM- Vo- Vo+	
		

AC input voltage range	90~305VAC ; 127~431VDC	
AC inrush current (max.)	Cold start, 50A at 230VAC	Cold start, 55A at 230VAC
DC adjustment range	±10% rated output voltage (A-Type only)	
Current adjustment range	60%~100% via potentiometer (A-Type only)	
Over current protection	95%~108% constant current limiting, auto-recovery	
Over voltage protection	109%~145% rated output voltage	
Setup, rise, hold up time	500ms, 80ms, 16ms at full load and 230VAC	
Withstand voltage	I/P-O/P: 3.75kVAC, I/P-FG: 2kVAC, O/P-FG:1.5kVAC	
Working temperature	-40~+80°C (refer to "OUTPUT LOAD vs TEMPERATURE")	
Safety standards	UL8750, EN/AS/NZS61347-1,-2-13, PSE J61347-1, J61347-2-13, GB19510.14, GB19510.1, EAC TP TC 004 approved; KC61347-1, KC61347-2-13 (except for AB-type) Design refer to UL62368-1, EN60335-1	
EMC standards	EN55015, EN61000-3-2 class C, EN61000-3-3, EN61000-4-2,3,4,5,6,8,11, EN61547, GB17743, GB17625.1, EAC TP TC 020	
Connection	Please refer to page 64	
Dimension (LxWxH) (mm)	171x 61.5x 36.8	

HLG-40H Series





















(except for AB-type)

Model No.	Output	Tol.	R&N	Effi.
HLG-40H-12(A)	12V, 0~3.33A	±2.5%	150mV	86.5%
HLG-40H-15(A)	15V, 0~2.67A	±2.0%	150mV	86.5%
HLG-40H-20(A)	20V, 0~2.00A	±1.0%	150mV	88.0%
HLG-40H-24(A)	24V, 0~1.67A	±1.0%	200mV	88.0%
HLG-40H-30(A)	30V, 0~1.34A	±1.0%	200mV	88.5%
HLG-40H-36(A)	36V, 0~1.12A	±1.0%	200mV	88.5%
HLG-40H-42(A)	42V, 0~0.96A	±1.0%	200mV	88.5%
HLG-40H-48(A)	48V, 0~0.84A	±1.0%	300mV	89.5%
HLG-40H-54(A)	54V, 0~0.75A	±1.0%	300mV	89.5%

○ = A, B, AB, D or Blank

HLG-60H Series





















(except for AB-type)

Model No.	Output	Tol.	R&N	Effi.
HLG-60H-15(A)	15V, 0~4.0A	±2.0%	150mV	87.5%
HLG-60H-20(A)	20V, 0~3.0A	±1.0%	150mV	89.0%

Model No.	Output	Tol.	R&N	Effi.
HLG-60H-24(A)	24V, 0~2.5A	±1.0%	150mV	89.5%
HLG-60H-30(A)	30V, 0~2.0A	±1.0%	200mV	90.0%
HLG-60H-36(A)	36V, 0~1.70A	±1.0%	200mV	90.0%
HLG-60H-42(A)	42V, 0~1.45A	±1.0%	300mV	90.0%
HLG-60H-48(A)	48V, 0~1.30A	±1.0%	300mV	90.5%
HLG-60H-54(A)	54V, 0~1.15A	±1.0%	300mV	90.5%

○ = A, B, AB, D or Blank

▶ Junction Box for HLG Series



- Optional junction box available for HLG-80H~480H series (A/B/Blank-Type only). Please contact MEAN WELL for details.

- "UL8750 listed" safety & IP66 approved for HLG-80H-□BL (modified from B-Type only)

HLG series 80~120W

Features

- Constant voltage + constant current modes
- Universal AC input (90 to 305VAC) / Full range
- High efficiency up to 93.5%
- Meet 4kV surge immunity level (IEC61000-4-5)
- Class 2 power unit / Pass LPS (except for HLG-120H)
- Type HL LED Driver for use in Class I, Division 2 hazardous location luminaires
- Suitable for dry, damp, and wet location with IP67
- Suitable for outdoor LED lighting applications
- Protections: Short circuit / Over current / Over voltage / Over temp
- 7 years warranty

• Multiple models for choice:

- Blank-Type:** IP67 rated. Cable for I/O connection (For harsh environment)
- A-Type:** IP65 rated. Io and Vo adjustable through built-in potentiometer
- B-Type:** IP67 rated. 3 in 1 dimming function (1~10Vdc, 10V PWM signal and resistance)
- AB-Type:** IP65 rated. Io adjustable and Vo (except for HLG-80H) through built-in potentiometer & 3 in 1 dimming function.
- BL-Type(option):** Junction box option for HLG-80H B-Type only, "UL8750 listed" safety & IP66 approved, contact MEAN WELL for details
- D-Type(option):** IP67 rated. Timer dimming function, contact MEAN WELL for details



AC input voltage range	90~305VAC ; 127~431VDC	
AC inrush current (max.)	Cold start, 70A at 230VAC	Cold start, 60A at 230VAC
DC adjustment range	±10% rated output voltage (A-Type only)	
Current adjustment range	HLG-80H/100H: 60%~100% ; HLG-120H: 50%~100% via potentiometer (A-Type only)	
Over current protection	95%~108% constant current limiting, auto-recovery	
Over voltage protection	110%~140% rated output voltage	
Setup, rise, hold up time	500ms, 80ms, 16ms at full load and 230VAC	500ms, 50ms, 16ms at full load and 230VAC
Withstand voltage	I/P-O/P: 3.75kVAC, I/P-FG: 2kVAC, O/P-FG:1.5kVAC	
Working temperature	-40~+80°C (refer to "OUTPUT LOAD vs TEMPERATURE")	
Safety standards	UL8750, TUV EN61347-1, EN61347-2-13, PSE J61347-1, J61347-2-13, GB19510.14, GB19510.1, EAC TP TC 004 approved; BIS IS15885(refer to spec for models); UL8750 listed for HLG-80H-□BL only , KC61347-1, KC61347-2-13	
EMC standards	EN55015, EN55032 class B (except for HLG-80H), EN61000-3-2 class C, EN61000-3-3, EN61000-4-2,3,4,5,6,8,11, EN61547, GB17743, GB17625.1, EAC TP TC 020	
Connection	Please refer to page 64	
Dimension (LxWxH) (mm)	195.6x 61.5x 38.8	220x 68x 38.8



Model No.	Output	Tol.	R&N	Effi.
HLG-80H-12(A)	12V, 0~5.0A	±2.5%	150mV	88.0%
HLG-80H-15(A)	15V, 0~5.0A	±2.0%	150mV	89.0%
HLG-80H-20(A)	20V, 0~4.0A	±1.0%	150mV	90.0%
HLG-80H-24(A)	24V, 0~3.4A	±1.0%	150mV	90.5%
HLG-80H-30(A)	30V, 0~2.7A	±1.0%	200mV	91.0%
HLG-80H-36(A)	36V, 0~2.3A	±1.0%	200mV	91.0%
HLG-80H-42(A)	42V, 0~1.95A	±1.0%	200mV	91.0%
HLG-80H-48(A)	48V, 0~1.7A	±1.0%	200mV	91.0%
HLG-80H-54(A)	54V, 0~1.5A	±1.0%	200mV	91.0%

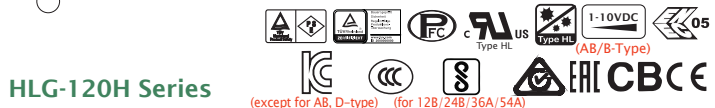
○ = A, B, AB, BL, D or Blank



Model No.	Output	Tol.	R&N	Effi.
HLG-100H-20(A)	20V, 0~4.8A	±1%	150mV	93%
HLG-100H-24(A)	24V, 0~4.0A	±1%	150mV	93%
HLG-100H-30(A)	30V, 0~3.2A	±1%	200mV	93%

Model No.	Output	Tol.	R&N	Effi.
HLG-100H-36(A)	36V, 0~2.65A	±1%	200mV	93%
HLG-100H-42(A)	42V, 0~2.28A	±1%	200mV	93%
HLG-100H-48(A)	48V, 0~2.0A	±1%	200mV	93%
HLG-100H-54(A)	54V, 0~1.77A	±1%	200mV	93%

○ = A, B, AB, D or Blank



Model No.	Output	Tol.	R&N	Effi.
HLG-120H-12(A)	12V, 0~10A	±2.5%	150mV	92.0%
HLG-120H-15(A)	15V, 0~8.0A	±2.0%	150mV	92.0%
HLG-120H-20(A)	20V, 0~6.0A	±1.0%	150mV	93.0%
HLG-120H-24(A)	24V, 0~5.0A	±1.0%	150mV	93.0%
HLG-120H-30(A)	30V, 0~4.0A	±1.0%	200mV	93.0%
HLG-120H-36(A)	36V, 0~3.4A	±1.0%	200mV	93.0%
HLG-120H-42(A)	42V, 0~2.9A	±1.0%	200mV	93.0%
HLG-120H-48(A)	48V, 0~2.5A	±1.0%	200mV	93.5%
HLG-120H-54(A)	54V, 0~2.3A	±1.0%	200mV	93.5%


○ = A, B, AB, D or Blank

HLG series 150~240W

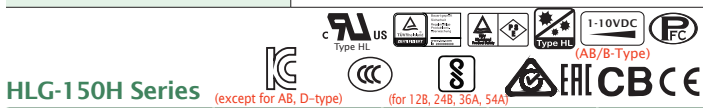
Features

- Constant voltage+constant current modes
- Universal AC input (90 to 305VAC) / Full range
- High efficiency up to 94%
- Meet 4kV surge immunity level (IEC61000-4-5)
- Type HL LED Driver for use in Class I, Division 2 hazardous location luminaires
- Suitable for dry, damp, and wet location with IP67
- Suitable for outdoor LED lighting applications
- Protections:
 - Short circuit / Over current / Over voltage / Over temp.
- 7 years warranty

- Multiple models for choice:
 - Blank-Type:** IP67 rated. Cable for I/O connection (For harsh environment)
 - A-Type:** IP65 rated. Io and Vo adjustable through built-in potentiometer
 - B-Type:** IP67 rated. 3 in 1 dimming function (1~10Vdc, 10V PWM signal and resistance)
 - AB-Type:** IP65 rated. Io adjustable and Vo through built-in potentiometer & 3 in 1 dimming function.
 - C-Type:** Terminal block for I/O connection (HLG-240H)
 - D-Type(option):** IP67 rated. Timer dimming function, contact MEAN WELL for details
- Optional RCM models available (HLG-150H/185H/240H-A/B/Blank-Type)



INPUT	ACL ACN FG	HLG-150H/185H	HLG-240H
OUTPUT (Non-Dimming Models)	Vo+ Vo-		
OUTPUT (Dimming Models)	DIM- DIM+ Vo+ Vo-		
AC input voltage range	90~305VAC; 127~431VDC		
AC inrush current (max.)	Cold start, 65A at 230VAC	Cold start, 75A at 230VAC	
DC adjustment range	±10% rated output voltage (A-Type only)		±6% rated output voltage (A-Type & C-Type)
Current adjustment range	HLG-150H: 60%~100% ; HLG-185H/240H: 50%~100% via potentiometer (A-Type & HLG-240H C-Type)		
Over current protection	95%~108% constant current limiting, auto-recovery		
Over voltage protection	110%~140% rated output voltage		
Setup, rise, hold up time	500ms, 50ms, 16ms	500ms, 80ms, 15ms at full load and 230VAC	
Withstand voltage	I/P-O/P: 3.75kVAC, I/P-FG: 2kVAC, O/P-FG: 1.5kVAC		
Working temperature	-40~+90°C (refer to "OUTPUT LOAD vs TEMPERATURE")		
Safety standards	UL8750, EN/AS/NZS61347-1,-2-13(except for HLG-240H C-Type), PSE J61347-1, J61347-2-13, GB19510.14, GB19510.1, EAC TP TC 004 approved; UL1012, UL62368-1, TUV EN62368-1 approved for HLG-240H only; BIS IS15885(refer to spec for models), KC61347-1, KC61347-2-13(except for AB, C, D-type)		
EMC standards	EN55015, EN55032 class B, EN61000-3-2 class C, EN61000-3-3, EN61000-4-2,3,4,5,6,8,11, EN61547, GB17743, GB17625.1, EAC TP TC 020, KC KN15, KN61547(except for AB, Dx, D2-type)		
Connection	Please refer to page 64		
Dimension (LxWxH)(mm)	228x 68x 38.8	A/B/D/Blank-Type: 244.2x 68x 38.8 C-Type: 251x 68x 38.8	



HLG-150H Series


Model No.	Output	Tol.	R&N	Effi.
HLG-150H-12(A)	12V, 0~12.5A	±2.5%	150mV	91.5%
HLG-150H-15(A)	15V, 0~10.0A	±2.0%	150mV	92.0%
HLG-150H-20(A)	20V, 0~7.50A	±1.0%	150mV	93.0%
HLG-150H-24(A)	24V, 0~6.30A	±1.0%	150mV	93.0%
HLG-150H-30(A)	30V, 0~5.00A	±1.0%	200mV	93.5%
HLG-150H-36(A)	36V, 0~4.20A	±1.0%	200mV	93.5%
HLG-150H-42(A)	42V, 0~3.60A	±1.0%	200mV	94.0%
HLG-150H-48(A)	48V, 0~3.20A	±1.0%	200mV	94.0%
HLG-150H-54(A)	54V, 0~2.80A	±1.0%	200mV	94.0%



HLG-185H Series

Model No.	Output	Tol.	R&N	Effi.
HLG-185H-12(A)	12V, 0~13.0A	±2.5%	150mV	91.5%
HLG-185H-15(A)	15V, 0~11.5A	±2.0%	150mV	92.0%
HLG-185H-20(A)	20V, 0~9.30A	±1.0%	150mV	93.0%
HLG-185H-24(A)	24V, 0~7.80A	±1.0%	150mV	93.5%

Model No.	Output	Tol.	R&N	Effi.
HLG-185H-30(A)	30V, 0~6.20A	±1.0%	200mV	93.5%
HLG-185H-36(A)	36V, 0~5.20A	±1.0%	200mV	93.5%
HLG-185H-42(A)	42V, 0~4.40A	±1.0%	200mV	94.0%
HLG-185H-48(A)	48V, 0~3.90A	±1.0%	200mV	94.0%
HLG-185H-54(A)	54V, 0~3.45A	±1.0%	200mV	94.0%



HLG-240H Series

Model No.	Output	Tol.	R&N	Effi.
HLG-240H-12(A)	12V, 0~16.0A	±2.5%	150mV	90.0%
HLG-240H-15(A)	15V, 0~15.0A	±2.0%	150mV	90.0%
HLG-240H-20(A)	20V, 0~12.0A	±1.0%	150mV	91.5%
HLG-240H-24(A)	24V, 0~10.0A	±1.0%	150mV	92.5%
HLG-240H-30(A)	30V, 0~8.00A	±1.0%	200mV	92.5%
HLG-240H-36(A)	36V, 0~6.70A	±1.0%	250mV	92.5%
HLG-240H-42(A)	42V, 0~5.72A	±1.0%	250mV	92.5%
HLG-240H-48(A)	48V, 0~5.00A	±1.0%	250mV	93.0%
HLG-240H-54(A)	54V, 0~4.45A	±1.0%	350mV	93.5%

HLG series 320~480W

Features

- Constant voltage+constant current modes
- Universal AC input (90 to 305VAC) / Full range
- Meet 4kV surge immunity level (IEC61000-4-5)
- Type HL LED Driver for use in Class I, Division 2 hazardous location luminaires
- Suitable for outdoor LED lighting applications
- Protections:
 - Short circuit / Over current / Over voltage / Over temp.
- 7 years warranty

- Multiple models for choice:
 - Blank-Type:** IP67 rated. Cable for I/O connection (For harsh environment)
 - A-Type:** IP65 rated. Io and Vo adjustable through built-in potentiometer
 - B-Type:** IP67 rated. 3 in 1 dimming function (1~10Vdc (for HLG-320H), 0~10V (for HLG-480H) , 10V PWM signal and resistance)
 - AB-Type:** IP65 rated. Io adjustable and Vo (for HLG-480H only) through built-in potentiometer & 3 in 1 dimming function.
 - C-Type:** Terminal block for I/O connection (HLG-320H only)
 - D-Type(option):** IP67 rated. Timer dimming function, contact MEAN WELL for details (HLG-320H only)
 - D2-Type(option):** IP67 rated. Smart timer dimming function* (HLG-480H only)



AC input voltage range	90~305VAC; 127~431VDC	
AC inrush current (max.)	Cold start, 70A at 230VAC	Cold start, 35A at 230VAC
DC adjustment range	-15%~+13.3% rated output voltage (A-Type & C-Type)	-15%~+5% rated output voltage (A-Type only)
Current adjustment range	50%~100% via potentiometer (A-Type & HLG-320H C-Type only)	
Over current protection	95%~108% constant current limiting, auto-recovery	
Over voltage protection	110%~140% rated output voltage	
Setup, rise, hold up time	500ms, 80ms, 15ms at full load and 230VAC	
Withstand voltage	I/P-O/P: 3.75kVAC, I/P-FG: 2kVAC, O/P-FG: 1.5kVAC	
Working temperature	-40~+90°C (refer to "OUTPUT LOAD vs TEMPERATURE")	
Safety standards	UL8750(type"HL"), CSA C22.2 No. 250.0-08; EN/AS/NZS 61347-1, EN/AS/NZS 61347-2-13, EN62384 independent; GB19510.1, GB19510.14; IP65 or IP67 (except for HLG-320H C-type); J61347-1, J61347-2-13 (except for HLG-320H C-type), EAC TP TC 004; KC61347-1, KC61347-2-13 (except for AB, C-type) approved	UL8750(type"HL"), CSA C22.2 No. 250.13-12; ENEC EN61347-1, EN61347-2-13 independent, EN62384; GB19510.14, GB19510.1; IP65 or IP67, EAC TP TC 004, AS/NZS IEC 61347.2.13:2013, AS/NZS 61347.1:2016; KC61347-1, KC61347-2-13 (except for AB, Dx, D2-type) approved
EMC standards	EN55015, EN55032 class B, EN61000-3-2 class C, EN61000-3-3, EN61000-4-2, 3, 4, 5, 6, 8, 11, EN61547, GB17743, GB17625.1, EAC TP TC 020, KC KN15, KN61547 (except for AB, Dx, D2-type)	
Connection	Please refer to page 64	
Dimension (LxWxH)(mm)	252x 90x 43.8	262x 125x 43.8

HLG-320H Series

Model No.	Output	Tol.	R&N	Effi.
HLG-320H-12(A)	12V, 0~22.0A	±3.0%	150mV	91.0%
HLG-320H-15(A)	15V, 0~19.0A	±2.0%	150mV	92.5%
HLG-320H-20(A)	20V, 0~15.0A	±1.5%	150mV	93.5%
HLG-320H-24(A)	24V, 0~13.34A	±1.0%	150mV	94.0%
HLG-320H-30(A)	30V, 0~10.7A	±1.0%	200mV	94.0%
HLG-320H-36(A)	36V, 0~8.90A	±1.0%	250mV	94.5%
HLG-320H-42(A)	42V, 0~7.65A	±1.0%	250mV	95.0%
HLG-320H-48(A)	48V, 0~6.70A	±1.0%	250mV	95.0%
HLG-320H-54(A)	54V, 0~5.95A	±1.0%	350mV	95.0%

○ = A, B, AB, C, D or Blank

HLG-480H Series

Model No.	Output	Tol.	R&N	Effi.
HLG-480H-24(A)	24V, 0~20A	±1.0%	200mV	94.0%
HLG-480H-30(A)	30V, 0~16A	±1.0%	200mV	94.5%
HLG-480H-36(A)	36V, 0~13.3A	±1.0%	250mV	95.0%
HLG-480H-42(A)	42V, 0~11.4A	±1.0%	250mV	95.0%
HLG-480H-48(A)	48V, 0~10A	±1.0%	250mV	94.5%
HLG-480H-54(A)	54V, 0~8.9A	±1.0%	350mV	95.0%

○ = A, B, AB, D2 or Blank

*MEAN WELL Smart timer dimming primarily provides the adaptive proportion dimming profile for the output constant current level.

HLG series 600W

Features

- Constant voltage+constant current modes
- Universal AC input (90 to 305VAC) / Full range
- High efficiency up to 96%
- Meet 4kV surge immunity level (IEC61000-4-5)
- No load power consumption <0.5W at remote off (HLG-600H)
- Type HL LED Driver for use in Class I, Division 2 hazardous location luminaires
- LED indicator for power on (A-Type only)
- Suitable for outdoor LED lighting applications
- Protections:
Short circuit / Over current / Over voltage / Over temperature

- Multiple models for choice:
Blank-Type: IP67 rated. Io and Vo fixed(For harsh environment)
A-Type: IP65 rated. Io and Vo adjustable through built-in potentiometer
B-Type: IP67 rated. 3 in 1 dimming function (0~10Vdc, 10V PWM signal and resistance)
AB-Type: IP65 rated. Io and Vo adjustable through built-in potentiometer & 3 in 1 dimming function.
7 years warranty

INPUT		ACL ACN FG
OUTPUT (Non-Dimming Models)		Vo- Vo+ Vo- Vo+ RC+ RC-&GND +5Vsb
OUTPUT (Dimming Models)		Vo- Vo+ Vo- Vo+ RC+ RC-&GND +5Vsb DIM+ DIM-



AC input voltage range	90~305VAC; 127~431VDC
AC inrush current (max.)	Cold start, 70A at 230VAC
DC adjustment range	-15%~+5% rated output voltage (A-Type only)
Current adjustment range	50%~100% via potentiometer (A-Type & HLG-320H C-Type only)
Over current protection	95%~108% constant current limiting, auto-recovery
Over voltage protection	110%~140% rated output voltage
Setup, rise, hold up time	500ms, 80ms, 15ms at full load and 230VAC
Withstand voltage	I/P-O/P: 3.75kVAC, I/P-FG: 2kVAC, O/P-FG: 1.5kVAC
Working temperature	-40~+90°C (refer to "OUTPUT LOAD vs TEMPERATURE")
Safety standards	UL60950-1, UL8750(type"HL"), CSA C22.2 No. 250.13-12, ENEC EN61347-1, EN61347-2-13 independent, EN62384,IP65 or IP67, J61347-1, J61347-2-13, CCC GB4943.1, EAC TP TC 004, AS/NZS 60950.1(by CB), KC61347-1, KC61347-2-13(for 24A,36A,48A,54A only) approved
EMC standards	EN55032 (CISPR32) Class B, EN55015, EN61000-3-2 Class C (@ load ≥50%) ; EN61000-3-3, EAC TP TC 020;KC KN15, KN61547(for 24A,36A,48A,54A only);EN61000-4-2,3,4,5,6,8,11, EN61547, EN55024, light industry level (surge immunity Line-Earth 4KV, Line-Line 2KV)
Connection	Please refer to page 64
Dimension (LxWxH)(mm)	280x 144x 48.5

HLG-600H Series

Model No.	Output	Tol.	R&N	Effi.
HLG-600H-12(A)	12V, 0~40A	±3.0%	150mV	92.0%
HLG-600H-15(A)	15V, 0~36A	±2.0%	150mV	93.5%
HLG-600H-20(A)	20V, 0~28A	±1.5%	150mV	94.5%
HLG-600H-24(A)	24V, 0~25A	±1.0%	150mV	95.0%
HLG-600H-30(A)	30V, 0~20A	±1.0%	200mV	95.0%



Model No.	Output	Tol.	R&N	Effi.
HLG-600H-36(A)	36V, 0~16.7A	±1.0%	250mV	95.5%
HLG-600H-42(A)	42V, 0~14.3A	±1.0%	250mV	96.0%
HLG-600H-48(A)	48V, 0~12.5A	±1.0%	250mV	96.0%
HLG-600H-54(A)	54V, 0~11.2A	±1.0%	350mV	96.0%

○ = A, B, AB


HLG-C series 60~120W

Features

- Constant current mode
- Universal AC input (90 to 305VAC)/ Full range
- High efficiency up to 94%
- Suitable for dry, damp, and wet location
- Suitable for outdoor LED lighting applications
- Protections: Short circuit / Over voltage / Over temperature
- 7 years warranty

· Multiple models for choice:

- A-Type:** IP65 rated. Io adjustable through built-in potentiometer
- B-Type:** IP67 rated. 3 in 1 dimming function (1~10Vdc, 10V PWM signal and resistance)
- AB-Type:** IP65 rated. Io adjustable through built-in potentiometer & 3 in 1 dimming function.
- D-Type (option):** IP67 rated. Timer dimming function, contact MEAN WELL for details



AC input voltage range	90~305VAC; 127VDC~431VDC	
AC inrush current (max.)	Cold start, 60A at 230VAC	Cold start, 50A at 230VAC
Current adjustment range	60%~100% via potentiometer (A-Type only)	50%~100% via potentiometer (A-Type only)
Short circuit protection	Hiccup mode, auto-recovery	Constant current limiting, auto-recovery
Over voltage protection	110%~140%, shut down o/p voltage, re-power on to recover	
Over temp. protection	Shut down o/p voltage, re-power on to recover	Shut down o/p voltage, auto-recovery
Setup time	500ms at full load and 230VAC	
Withstand voltage	I/P-O/P:3.75kVAC, I/P-FG:2kVAC, O/P-FG:1.5kVAC	
Working temperature	-40~+80°C (refer to "OUTPUT LOAD vs TEMPERATURE")	-40~+90°C (refer to "OUTPUT LOAD vs TEMPERATURE")
Safety standards	UL8750, GB19510.14, GB1950.1, EAC TP TC 004, EN/AS/NZS61347-1,-2-13, PSE J61347-1, J61347-2-13 approved	
EMC standards	EN55015, EN61000-3-2 class C, EN61000-3-3, EN61000-4-2,3,4,5,6,8,11, EN61547, GB17743, GB17625.1, EAC TP TC 020	
Connection	Please refer to page 64	
Dimension (LxWxH)(mm)	171x 61.5x 36.8	220x 68x 38.8

HLG-60H-C Series (70W)

1-10VDC (AB/B-Type)

Model No.	Output	Io Tol.	Io Ripple	Effi.
HLG-60H-C350(A)	100~200V, 350mA	±5%	5% max.	91%
HLG-60H-C700(A)	50~100V, 700mA	±5%	5% max.	90.5%

○ = A, B, AB or D

HLG-80H-C Series (90W)

1-10VDC (AB/B-Type)

Model No.	Output	Io Tol.	Io Ripple	Effi.
HLG-80H-C350(A)	167~257V, 350mA	±5%	8% max.	91.5%
HLG-80H-C700(A)	84~129V, 700mA	±5%	8% max.	91.5%

○ = A, B, AB or D

HLG-120H-C Series (150W)

1-10VDC (AB/B-Type)

Model No.	Output	Io Tol.	Io Ripple	Effi.
HLG-120H-C350(A)	215~430V, 350mA	±5%	8% max.	94%
HLG-120H-C500(A)	150~300V, 500mA	±5%	8% max.	94%
HLG-120H-C700(A)	107~215V, 700mA	±5%	8% max.	94%
HLG-120H-C1050(A)	74~148V, 1050mA	±5%	8% max.	94%
HLG-120H-C1400(A)	54~108V, 1400mA	±5%	8% max.	93.5%

○ = A, B, AB or D

HLG-C series 185~240W

Features

- Constant current mode
- Universal AC input (90 to 305VAC)/ Full range
- High efficiency up to 94%
- Type HL LED Driver for use in Class I, Division 2 hazardous location luminaires (HLG-240H-C)
- Suitable for dry, damp, and wet location
- Suitable for outdoor LED lighting applications
- Protections: Short circuit / Over voltage / Over temperature
- 7 years warranty


• Multiple models for choice:

A-Type: IP65 rated. Io adjustable through built-in potentiometer
B-Type: IP67 rated. 3 in 1 dimming function (1~10Vdc, 10V PWM signal and resistance)

AB-Type: IP65 rated. Io adjustable through built-in potentiometer & 3 in 1 dimming function.

D-Type (option): IP67 rated. Timer dimming function, contact MEAN WELL for details(HLG-185H-C only)

D2-Type (option): IP67 rated. Smart timer dimming function*, contact MEAN WELL for details (HLG-240H-C)



AC input voltage range	90~305VAC; 127VDC~431VDC	
AC inrush current (max.)	Cold start, 55A at 230VAC	Cold start, 75A at 230VAC
Current adjustment range	50%~100% via potentiometer (A-Type only)	
Short circuit protection	Constant current limiting, auto-recovery	
Over voltage protection	105%~120%, Shut down o/p voltage, re-power on to recover	
Setup time	500ms at full load and 230VAC	500ms at full load and 230VAC
Withstand voltage	I/P-O/P:3.75kVAC, I/P-FG:2kVAC, O/P-FG:1.5kVAC	
Working temperature	-40~+90°C (refer to "OUTPUT LOAD vs TEMPERATURE")	
Safety standards	UL8750, EN/AS/NZS61347-1,-2-13, EN62384, GB19510.1, GB19510.14, EAC TP TC 004; PSE J61347-1, J61347-2-13(HLG-185H-C only) approved	
EMC standards	EN55015, EN61000-3-2 class C, EN61000-3-3, EN61000-4-2,3,4,5,6,8,11, EN61547, GB17743, GB17625.1, EAC TP TC 020	
Connection	Please refer to page 64	
Dimension (LxWxH)(mm)	228x 68x 38.8	244.2x 68x 38.8

HLG-185H-C Series (200W)

1-10VDC (AB/B-Type)

Model No.	Output	Io Tol.	Io Ripple	Effi.
HLG-185H-C500(A)	200~400V, 500mA	±5%	5% max.	94%
HLG-185H-C700(A)	143~286V, 700mA	±5%	5% max.	94%
HLG-185H-C1050(A)	95~190V, 1050mA	±5%	5% max.	94%
HLG-185H-C1400(A)	71~143V, 1400mA	±5%	5% max.	94%

○ = A, B, AB or D

HLG-240H-C Series (250W)

1-10VDC (AB/B-Type) Type HL

Model No.	Output	Io Tol.	Io Ripple	Effi.
HLG-240H-C700(A)	178~357V, 700mA	±5%	5% max.	93.5%
HLG-240H-C1050(A)	119~238V, 1050mA	±5%	5% max.	93.5%
HLG-240H-C1400(A)	89~179V, 1400mA	±5%	5% max.	94%
HLG-240H-C1750(A)	71~143V, 1750mA	±5%	5% max.	94%
HLG-240H-C2100(A)	59~119V, 2100mA	±5%	5% max.	93.5%


○ = A, B, AB or D2

*MEAN WELL Smart timer dimming primarily provides the adaptive proportion dimming profile for the output constant current level.

HLG-C series 320~480W

Features

- Constant current mode
- Universal AC input (90 to 305VAC)/ Full range
- High efficiency up to 95%
- Type HL LED Driver for use in Class I, Division 2 hazardous location luminaires
- Suitable for dry, damp, and wet location
- Suitable for outdoor LED lighting applications
- Protections: Short circuit / Over voltage / Over temperature
- Environment-adaptive driving capability (HLG-480H-C)
- 7 years warranty
- Multiple models for choice:
 - A-Type:** IP65 rated. Io adjustable through built-in potentiometer
 - B-Type:** IP67 rated. 3 in 1 dimming function (0~10Vdc, 10V PWM signal and resistance)
 - AB-Type:** IP65 rated. Io adjustable through built-in potentiometer & 3 in 1 dimming function.
 - D2-Type (option):** IP67 rated. **Smart timer dimming function***, contact MEAN WELL for details
 - DA-Type (option):** IP67 rated. **DALI control technology** (HLG-320H-C only)



AC input voltage range	90~305VAC; 127VDC~431VDC	
AC inrush current (max.)	Cold start, 70A at 230VAC	Cold start, 35A at 230VAC
Current adjustment range	50%~100% via potentiometer (A-Type only)	
Short circuit protection	Constant current limiting, auto-recovery	
Over voltage protection	105%~120%, Shut down o/p voltage, re-power on to recover	
Setup time	500ms at full load and 230VAC	
Withstand voltage	I/P-O/P:3.75kVAC, I/P-FG:2kVAC, O/P-FG:1.5kVAC	
Working temperature	-40~+85°C (refer to "OUTPUT LOAD vs TEMPERATURE")	-40~+90°C (refer to "OUTPUT LOAD vs TEMPERATURE")
Safety standards	UL8750, AS/NZS60950.1(HLG-480-C), IEC EN61347-1, EN61347-2-13, EN62384, GB19510.14, GB19510.1, EAC TP TC 004 approved	
EMC standards	EN55015, EN61000-3-2 class C, EN61000-3-3, EN61000-4-2,3,4,5,6,8,11, EN61547, GB17743, GB17625.1, EAC TP TC 020	
Connection	Please refer to page 64	
Dimension (LxWxH)(mm)	252x 90x 43.8	262x 125x 43.8

HLG-320H-C Series (320W)

Model No.	Output	Io Tol.	Io Ripple	Effi.
HLG-320H-C700(A)	214~428V, 700mA	±5%	5% max.	94.0%
HLG-320H-C1050(A)	152~305V, 1050mA	±5%	5% max.	94.0%
HLG-320H-C1400(A)	114~229V, 1400mA	±5%	5% max.	94.0%
HLG-320H-C1750(A)	91~183V, 1750mA	±5%	5% max.	94.0%
HLG-320H-C2100(A)	76 ~ 152V, 2100mA	±5%	5% max.	94.0%
HLG-320H-C2800(A)	57~114V, 2800mA	±5%	5% max.	94.0%
HLG-320H-C3500(A)	46~91V, 3500mA	±5%	5% max.	94.0%

○ = A, B, AB, D2 or DA

HLG-480H-C Series (480W)

Model No.	Output	Io Tol.	Io Ripple	Effi.
HLG-480H-C1400(A)	171~341V, 1400mA	±5%	5% max.	95.0%
HLG-480H-C1750(A)	137~274V, 1750mA	±5%	5% max.	95.0%
HLG-480H-C2100(A)	114~229V, 2100mA	±5%	5% max.	95.0%
HLG-480H-C2800(A)	85~171V, 2800mA	±5%	5% max.	95.0%
HLG-480H-C3500(A)	68~137V, 3500mA	±5%	5% max.	95.0%

○ = A, B, AB or D2


*MEAN WELL Smart timer dimming primarily provides the adaptive proportion dimming profile for the output constant current level.

HVG series 65~100W

Features

- Constant voltage+constant current modes
- 180~528VAC wide input range
- Class 2 power unit / Pass LPS
- Type HL LED Driver for use in Class I, Division 2 hazardous location luminaires (HVG-100)
- Suitable for dry, damp, and wet location
- Suitable for outdoor LED lighting applications
- Protections: Short circuit / Over current / Over voltage / Over temperature
- 5 years warranty

- Multiple models for choice:
 - A-Type:** IP65 rated. Io and Vo adjustable through built-in potentiometer
 - B-Type:** IP67 rated. 3 in 1 dimming function (0~10Vdc, 10V PWM signal and resistance)
 - AB-Type:** IP65 rated. Io and Vo(for HVG-100 only) adjustable through built-in potentiometer & 3 in 1 dimming function.
 - D-Type (option):** IP67 rated. Timer dimming function, contact MEAN WELL for details



AC input voltage range	180~528VAC (single phase); 254~747VDC		
AC inrush current (max.)	Cold start, 25A at 480VAC	Cold start, 25A at 480VAC	
DC adjustment range	±10% rated output voltage (A-Type only)		
Current adjustment range	60%~100% via potentiometer (A-Type only)	55%~100% via potentiometer (A-Type only)	
Over current protection	95%~108% constant current limiting, auto-recovery		
Over voltage protection	110%~140% rated output voltage		
Setup, rise, hold up time	400ms, 80ms, 16ms at full load and 347VAC/480VAC	500ms, 80ms, 30ms at full load and 347VAC/480VAC	
Withstand voltage	I/P-O/P: 3.75kVAC, I/P-FG: 2kVAC, O/P-FG: 1.5kVAC		
Working temperature	-40~+80°C (refer to "OUTPUT LOAD vs TEMPERATURE")	-40~+90°C (refer to "OUTPUT LOAD vs TEMPERATURE")	
Safety standards	UL8750, CSA C22.2 No. 250.0-13, EAC TP TC 004 IP65 or IP67 approved		
EMC standards	EN55015, EN61000-3-2 class C, EN61000-3-3, EN61000-4-2,3,4,5,6,8,11, EN61547, EAC TP TC 020, FCC part 15 subpart B		
Connection	Input	UL rated, STW 18AWGx3C (30cm)	
	Output	A&D-Type	SVT 18AWGx2C (30cm)
		B/AB-Type	SVT 18AWGx2C (30cm)+UL2517 18AWGx2C (30cm)
Dimension (LxWxH)(mm)	189x 61.5x 36.8	236x 68x 38.8	

HVG-65 Series



Model No.	Output	Tol.	R&N	Effi.
HVG-65-12(A)	12V, 0~5A	±2.0%	120mV	86.5%
HVG-65-15(A)	15V, 0~4.3A	±2.0%	150mV	87.5%
HVG-65-20(A)	20V, 0~3.25A	±1.0%	150mV	88.5%
HVG-65-24(A)	24V, 0~2.71A	±1.0%	150mV	89.0%
HVG-65-30(A)	30V, 0~2.17A	±1.0%	200mV	89.0%
HVG-65-36(A)	36V, 0~1.81A	±1.0%	200mV	89.5%
HVG-65-42(A)	42V, 0~1.55A	±1.0%	300mV	89.5%
HVG-65-48(A)	48V, 0~1.36A	±1.0%	300mV	90.0%
HVG-65-54(A)	54V, 0~1.21A	±1.0%	300mV	90.0%

○ = A, B, AB or D

HVG-100 Series




Model No.	Output	Tol.	R&N	Effi.
HVG-100-15(A)	15V, 0~5A	±2.0%	150mV	89.0%
HVG-100-20(A)	20V, 0~4.8A	±1.0%	150mV	90.0%
HVG-100-24(A)	24V, 0~4A	±1.0%	150mV	91.0%
HVG-100-30(A)	30V, 0~3.2A	±1.0%	200mV	91.0%
HVG-100-36(A)	36V, 0~2.65A	±1.0%	200mV	90.5%
HVG-100-42(A)	42V, 0~2.28A	±1.0%	200mV	90.5%
HVG-100-48(A)	48V, 0~2A	±1.0%	200mV	91.0%
HVG-100-54(A)	54V, 0~1.77A	±1.0%	200mV	91.0%

○ = A, B, AB or D

HVG series 150~240W

Features

- Constant voltage+constant current modes
- 180~528VAC wide input range
- Type HL LED Driver for use in Class I, Division 2 hazardous location luminaires
- Suitable for dry, damp, and wet location
- Suitable for outdoor LED lighting applications
- Protections: Short circuit / Over current / Over voltage / Over temperature
- 5 years warranty
- Multiple models for choice:
 - A-Type:** IP65 rated. Io and Vo adjustable through built-in potentiometer
 - B-Type:** IP67 rated. 3 in 1 dimming function (0~10Vdc, 10V PWM signal and resistance)
 - AB-Type:** IP65 rated. Io and Vo adjustable through built-in potentiometer & 3 in 1 dimming function.
 - D-Type (option):** IP67 rated. Timer dimming function, contact MEAN WELL for details (HVG-150 only)
 - D2-Type (option):** IP67 rated. **Smart timer dimming function*** (HVG-240 only)



AC input voltage range	180~528VAC (single phase); 254~747VDC	
AC inrush current (max.)	Cold start, 35A at 480VAC	Cold start, 50A at 480VAC
DC adjustment range	±10% rated output voltage (A-Type only)	±7% rated output voltage (A-Type only)
Current adjustment range	55%~100% via potentiometer (A-Type only)	50%~100% via potentiometer (A-Type only)
Over current protection	95%~108% constant current limiting, auto-recovery	
Over voltage protection	110%~140% rated output voltage	
Over temperature protection	Shut down and latch off o/p voltage, re-power on to recover	
Setup, rise, hold up time	500ms, 80ms, 18ms at full load and 347VAC/480VAC	500ms, 150ms, 12ms at full load and 347VAC/480VAC
Withstand voltage	I/P-O/P: 3.75kVAC, I/P-FG: 2kVAC, O/P-FG: 1.5kVAC	
Working temperature	-40~+85°C (refer to "OUTPUT LOAD vs TEMPERATURE")	-40~+90°C (refer to "OUTPUT LOAD vs TEMPERATURE")
Safety standards	UL8750, CSA C22.2 No. 250.0-08, EAC TP TC 004	
EMC standards	EN55015, EN61000-3-2 class C, EAC TP TC 020, EN61000-3-3, EN61000-4-2,3,4,5,6,8,11, EN61547, FCC part 15 subpart B	FCC Part 15 subpart B, EAC TP TC 020, EN61000-4-2,3,4,5,6,8,11, EN61547
Connection	Input	UL rated, STW 18AWGx3C (30cm)
	Output	A&D-Type: SJTW 14AWGx2C (30cm) B/AB-Type: SJTW 14AWGx2C (30cm)+ UL2517 18AWGx2C (30cm)
Dimension (LxWxH)(mm)	245x 68x 38.8	254.2x 68x 38.8

HVG-150 Series



Model No.	Output	Tol.	R&N	Effi.
HVG-150-12Ⓐ	12V, 0~10A	±2.5%	150mV	87.0%
HVG-150-15Ⓐ	15V, 0~10A	±2.0%	150mV	89.0%
HVG-150-20Ⓐ	20V, 0~7.5A	±1.0%	150mV	90.5%
HVG-150-24Ⓐ	24V, 0~6.25A	±1.0%	150mV	91.0%
HVG-150-30Ⓐ	30V, 0~5A	±1.0%	200mV	91.0%
HVG-150-36Ⓐ	36V, 0~4.17A	±1.0%	200mV	91.0%
HVG-150-42Ⓐ	42V, 0~3.58A	±1.0%	200mV	91.0%
HVG-150-48Ⓐ	48V, 0~3.13A	±1.0%	200mV	91.5%
HVG-150-54Ⓐ	54V, 0~2.78A	±1.0%	200mV	91.5%

○ = A, B, AB or D

HVG-240 Series



Model No.	Output	Tol.	R&N	Effi.
HVG-240-24Ⓐ	24V, 0~10A	±1%	150mV	92.5%
HVG-240-30Ⓐ	30V, 0~8A	±1%	200mV	92.5%
HVG-240-36Ⓐ	36V, 0~6.7A	±1%	250mV	93%
HVG-240-42Ⓐ	42V, 0~5.7A	±1%	250mV	93%
HVG-240-48Ⓐ	48V, 0~5A	±1%	250mV	92.5%
HVG-240-54Ⓐ	54V, 0~4.5A	±1%	350mV	93%

○ = A, B, AB or D2

*MEAN WELL Smart timer dimming primarily provides the adaptive proportion dimming profile for the output constant current level.

HVG series 320~480W

Features

- Constant voltage+constant current modes
- 180~528VAC wide input range
- Type HL LED Driver for use in Class I, Division 2 hazardous location luminaires
- Suitable for dry, damp, and wet location
- Suitable for outdoor LED lighting applications
- Protections: Short circuit / Over current / Over voltage / Over temperature
- 5 years warranty

- Multiple models for choice:
 - A-Type:** IP65 rated. Io and Vo adjustable through built-in potentiometer
 - B-Type:** IP67 rated. 3 in 1 dimming function (0~10Vdc, 10V PWM signal and resistance)
 - AB-Type:** IP65 rated. Io and Vo adjustable through built-in potentiometer & 3 in 1 dimming function.
 - D2-Type (option):** IP67 rated. **Smart timer dimming function***, contact MEAN WELL for details



AC input voltage range	180~528VAC ; 254~747VDC		
AC inrush current (max.)	Cold start 50A at 480VAC	Cold start 40A at 480VAC	
DC adjustment range	-10%~+8% rated output voltage (A-Type only)	-15%~+5% rated output voltage	
Current adjustment range	50%~100% via potentiometer (A-Type only)		
Over current protection	95%~108% constant current limiting, auto-recovery		
Over voltage protection	110%~140% shut down o/p voltage, re-power on to recover	108%~125%	
Over temperature protection	Shut down and latch off o/p voltage, re-power on to recover		
Setup, rise, hold up time	500ms, 150ms, 15ms at full load and 347VAC/480VAC	500ms, 100ms, 16ms at full load and 347VAC/480VAC	
Withstand voltage	I/P-O/P: 3.75KVAC, I/P-FG:2KVAC, O/P-FG:1.5KVAC		
Working temperature	-40~+85°C (refer to "OUTPUT LOAD vs TEMPERATURE")		
Safety standards	UL8750, CSA C22.2 No. 250.13-12, EAC TP TC 004		
EMC standards	FCC Part 15 Subpart B, EAC TP TC 020, EN61000-4-2,3,4,5,6,8,11, EN61547	FCC Part 15 Subpart B, EAC TP TC 020	
Connection	Input	UL rated, STW 18AWGx3C (30cm)	
	Output	A-Type	SJTW 14AWGx2C (30cm)
		B/AB/D2-Type	SJTW 14AWGx2C (30cm) + UL2517 22AWGx2C (30cm)
Dimension (LxWxH)(mm)	262x 90x 43.8	262x 125x 43.8	

HVG-320 Series

Model No.	Output	Tol.	R&N	Effi.
HVG-320-24 (A)	24V, 0~13.4A	±1%	150mV	92.5%
HVG-320-30 (A)	30V, 0~10.7A	±1%	200mV	93.0%
HVG-320-36 (A)	36V, 0~8.9A	±1%	250mV	93.5%
HVG-320-42 (A)	42V, 0~7.6A	±1%	250mV	93.5%
HVG-320-48 (A)	48V, 0~6.7A	±1%	250mV	94.0%
HVG-320-54 (A)	54V, 0~6A	±1%	350mV	94.0%

HVG-480 Series

Model No.	Output	Tol.	R&N	Effi.
HVG-480-24 (A)	24V, 0~20A	±1%	200mV	94.0%
HVG-480-30 (A)	30V, 0~16A	±1%	200mV	94.0%
HVG-480-36 (A)	36V, 0~13.3A	±1%	250mV	94.5%
HVG-480-42 (A)	42V, 0~11.4A	±1%	250mV	95.0%
HVG-480-48 (A)	48V, 0~10A	±1%	250mV	95.0%
HVG-480-54 (A)	54V, 0~8.9A	±1%	350mV	95.0%

○ = A, B, AB or D2

○ = A, B, AB or D2

*MEAN WELL Smart timer dimming primarily provides the adaptive proportion dimming profile for the output constant current level.

HVGC series 65~150W

Features

- Constant current mode
- 180~528VAC wide input range
- High efficiency up to 91%
- Type HL LED Driver for use in Class I, Division 2 hazardous location luminaires (HVGC-150)
- Suitable for dry, damp, and wet location
- Suitable for outdoor LED lighting applications
- Protections: Short circuit / Over voltage / Over temperature
- 5 years warranty

• Multiple models for choice:

A-Type: IP65 rated. Io adjustable through built-in potentiometer
B-Type: IP67 rated. 3 in 1 dimming function (0~10Vdc, 10V PWM signal and resistance)

AB-Type: IP65 rated. Io adjustable through built-in potentiometer & 3 in 1 dimming function.

D-Type (option): IP67 rated. Timer dimming function, contact MEAN WELL for details

		HVGC-65	HVGC-100	HVGC-150
INPUT		ACL ACN FG		
	OUTPUT (Non-Dimming Models)			
	OUTPUT (Dimming Models)	DIM+ DIM- Vo- Vo+		
AC input voltage range	180~528VAC (single phase); 254~747VDC			
AC inrush current (max.)	Cold start, 25A at 480VAC		Cold start, 35A at 480VAC	
Current adjustment range	60%~100% via potentiometer (A-Type only)			
Over voltage protection	105%~115% rated output voltage			
Setup time	400ms at 347VAC/480VAC	500ms at 347VAC/480VAC		400ms at 347VAC/480VAC
Withstand voltage	I/P-O/P: 3.75kVAC, I/P-FG: 2kVAC, O/P-FG: 1.5kVAC			
Working temperature	-40~+80°C (refer to "OUTPUT LOAD vs TEMPERATURE")			
Safety standards	HVGC-65: UL8750, ENEC EN61347-1, EN61347-2-13, EN62384, EAC TP TC 004 approved HVGC-100/150: UL8750, TUV EN61347-1, EN61347-2-13, EAC TP TC 004 approved			
EMC standards	EN55015, EN61000-3-2 class C, EN61000-3-3, EN61000-4-2,3,4,5,6,8,11, EN61547, FCC part 15 subpart B, EAC TP TC 020			
Connection	Input	UL rated, STW 18AWGx3C (30cm)		
	Output	A&D-Type	SJTW 18AWGx2C (30cm)	STW 18AWGx2C (30cm)
		B/AB Type	SJTW 18AWGx2C (30cm)+UL2517 18AWGx2C (30cm)	STW 18AWGx2C (30cm)+ UL2517 18AWGx2C (30cm)
Dimension (LxWxH)(mm)	189x 61.5x 36.8	236x 68x 38.8		245x 68x 38.8

HVGC-65 Series

Model No.	Output	Io Tol.	Io Ripple	Effi.
HVGC-65-350(A)	18~186V, 350mA	±5%	5% max.	90.0%
HVGC-65-500(A)	13~130V, 500mA	±5%	5% max.	90.5%
HVGC-65-700(A)	9~93V, 700mA	±5%	5% max.	90.5%
HVGC-65-1050(A)	6~62V, 1050mA	±5%	5% max.	90.0%

○ = A, B, AB or D

HVGC-100 Series

Model No.	Output	Io Tol.	Io Ripple	Effi.
HVGC-100-350(A)	29~285V, 350mA	±5%	5% max.	91%
HVGC-100-700(A)	15~142V, 700mA	±5%	5% max.	91%

○ = A, B, AB or D

HVGC-150 Series

Model No.	Output	Io Tol.	Io Ripple	Effi.
HVGC-150-350(A)	42~428V, 350mA	±5%	5% max.	91%
HVGC-150-500(A)	30~300V, 500mA	±5%	5% max.	91%
HVGC-150-700(A)	21~215V, 700mA	±5%	5% max.	91%
HVGC-150-1050(A)	15~143V, 1050mA	±5%	5% max.	90%
HVGC-150-1400(A)	12~107V, 1400mA	±5%	5% max.	90%

○ = A, B, AB or D

HVGC series 240~320W

Features

- Constant current mode
- 180~528VAC wide input range
- High efficiency up to 93.5%
- Type HL LED Driver for use in Class I, Division 2 hazardous location luminaires
- Suitable for dry, damp, and wet location
- Suitable for outdoor LED lighting applications
- Protections: Short circuit / Over voltage / Over temperature
- 5 years warranty

- Multiple models for choice:
 - A-Type:** IP65 rated. Io adjustable through built-in potentiometer
 - B-Type:** IP67 rated. 3 in 1 dimming function (0~10Vdc, 10V PWM signal and resistance)
 - AB-Type:** IP65 rated. Io adjustable through built-in potentiometer & 3 in 1 dimming function.
 - D2-Type (option):** IP67 rated. **Smart timer dimming function***, contact MEAN WELL for details



AC input voltage range		180~528VAC ; 254~747VDC	
AC inrush current (max.)		Cold start, 50A at 480VAC	
Current adjustment range		50%~100% via potentiometer (A-Type only)	
Over voltage protection		105%~110% shut down o/p voltage, re-power on to recover	
Setup time		500ms at 347VAC/480VAC	
Withstand voltage		I/P-O/P:3.75KVAC, I/P-FG:2KVAC, O/P-FG:1.5KVAC	
Working temperature		-40~+90°C (refer to "OUTPUT LOAD vs TEMPERATURE")	
Safety standards		UL8750 (type"HL"), EAC TP TC 004 approved, IEC/EN61347-1,IEC/EN61347-2-13	
EMC standards		FCC Part 15 subpart B, EN55015, EN61000-3-2(@load≥50%), EN61000-3-3, EN61000-4-2,3,4,5,6,8,11, EN61547, EAC TP TC 020	
Connection	Input	UL rated, STW 18AWGx3C (30cm)	
	Output	A-Type	STW 18AWGx2C (30cm) SJTW 14AWGx2C (30cm)
		B/AB/D2-Type	STW 18AWGx2C (30cm) + UL2517 22AWGx2C (30cm) SJTW 14AWGx2C (30cm) + UL2517 22AWGx2C (30cm)
Dimension (LxWxH)(mm)		254.2x 68x 38.8	262x 90x 43.8

HVGC-240 Series

Model No.	Output	Io Tol.	Io Ripple	Effi.
HVGC-240-700 (A)	171.4~342.8V, 700mA	±5%	5% max.	93.5%
HVGC-240-1050 (A)	114.3~228.6V, 1050mA	±5%	5% max.	93.0%
HVGC-240-1400 (A)	85.7~171.4V, 1400mA	±5%	5% max.	93.0%
HVGC-240-1750 (A)	68.5~137.1V, 1750mA	±5%	5% max.	93.0%
HVGC-240-2100 (A)	57.2~114.3V, 2100mA	±5%	5% max.	92.5%
HVGC-240-2800 (A)	42.9~85.7V, 2800mA	±5%	5% max.	92.5%
HVGC-240-3500 (A)	34.3~68.6V, 3500mA	±5%	5% max.	92.5%

HVGC-320 Series

Model No.	Output	Io Tol.	Io Ripple	Effi.
HVGC-320-700 (A)	214~428V,700mA	±5%	5% max.	93.5%
HVGC-320-1050 (A)	152.4~304.8V,1050mA	±5%	5% max.	93.5%
HVGC-320-1400 (A)	114.3~228.6V,1400mA	±5%	5% max.	93.5%
HVGC-320-1750 (A)	91.4~182.8V,1750mA	±5%	5% max.	93.5%
HVGC-320-2100 (A)	76.2~152.4V,2100mA	±5%	5% max.	93.5%
HVGC-320-2800 (A)	57~114.3V,2800mA	±5%	5% max.	93.5%
HVGC-320-3500 (A)	45.7~91.4V,3500mA	±5%	5% max.	93%

○ = A, B, AB or D2

○ = A, B, AB or D2

*MEAN WELL Smart timer dimming primarily provides the adaptive proportion dimming profile for the output constant current level.

HVGC series 480~650W

Features

- Constant power mode
- 180~528VAC wide input range
- High efficiency up to 95.5%
- Type HL LED Driver for use in Class I, Division 2 hazardous location luminaires
- Suitable for dry, damp, and wet location
- Suitable for outdoor LED lighting applications
- Protections: Short circuit / Over voltage / Over temperature
- With auxiliary DC output power (optional for HVGC-650)
- 5 years warranty

• Multiple models for choice:

Blank-Type(option): IP67 rated. Io and Vo fixed. (For harsh environment) (HVGC-480 only)

AB-Type: IP67 rated. Standard constant power output with 3 in 1 dimming function (0~10Vdc, 10V PWM signal and resistance) and built-in potentiometer

D2-Type (option): IP67 rated. Built-in Smart timer dimming and programmable function

DA-Type (option): IP67 rated. DALI control technology

HVGC-480		HVGC-650	
INPUT	ACL ACN FG		
OUTPUT (Non-Dimming Models)	Vo- Vo+		
OUTPUT (Dimming Models)	DIM+/DA+ DIM-/DA- Vo- Vo+		

AC input voltage range	180~528VAC ; 254~747VDC	
AC inrush current (max.)	Cold start, 40A at 480VAC	
Current adjustment range	50%~100% via potentiometer (A-Type only)	
Over voltage protection	105%~110% shut down o/p voltage, re-power on to recover	
Setup time	500ms at 347VAC/480VAC	
Withstand voltage	I/P-O/P:3.75KVAC I/P-FG:2KVAC O/P-FG:1.5KVAC	I/P-O/P:4.2KVAC I/P-FG:2.1KVAC O/P-FG:1.5KVAC
Working temperature (Tcase)	-40~+90°C (refer to "OUTPUT LOAD vs TEMPERATURE")	
Safety standards	UL8750, CSA C22.2 No. 250.13-12, IP65 or IP67, EAC TP TC 004 approved	
EMC standards	FCC Part 15 subpart B, EN61000-4-2,3,4,5,6,8,11, EN61547, EAC TP TC 020	
Connection	Please refer to page 64	
Dimension (LxWxH)(mm)	262x 125x 43.8	280x 144x 48.5

HVGC-480 Series

Model No.	Output	Io Tol.	Io Ripple	Effi.
HVGC-480-L- <input type="checkbox"/> AB	137~343V, 1750mA	±5%	5% max.	94.5%
HVGC-480-M- <input type="checkbox"/> AB	92~228.5V, 2625mA	±5%	5% max.	94.5%
HVGC-480-H- <input type="checkbox"/> AB	68~171.5V, 3500mA	±5%	5% max.	94.5%

HVGC-650 Series

Model No.	Output	Io Tol.	Io Ripple	Effi.
HVGC-650- <input type="checkbox"/> L- <input type="checkbox"/> AB	93~232V, 2800mA	±5%	5% max.	95%
HVGC-650- <input type="checkbox"/> M- <input type="checkbox"/> AB	62~155V, 4200mA	±5%	5% max.	95%
HVGC-650- <input type="checkbox"/> H- <input type="checkbox"/> AB	47~116V, 5600mA	±5%	5% max.	95%
HVGC-650- <input type="checkbox"/> U- <input type="checkbox"/> AB	24~58V, 11200mA	±5%	5% max.	95.5%

= Blank, A ;

Blank: without auxiliary function, A: with auxiliary DC output power


= AB, D2 or DA

*MEAN WELL Smart timer dimming primarily provides the adaptive proportion dimming profile for the output constant current level.

HVGC series 1000W

Features

- Constant power mode output
- Wide input range 180~528VAC with active PFC
- Metal housing with Class I design
- Surge protection with 8KV/4KV
- Suitable for outdoor LED lighting applications
- Auxiliary DC output available
- 5 years warranty
- Multiple models for choice:
 - AB-Type:** IP67 rated. Standard constant power output with 3 in 1 dimming function (0~10Vdc, 10V PWM signal and resistance) and built-in potentiometer
 - D2-Type (option):** IP67 rated. Built-in Smart timer dimming and programmable function
 - DA-Type (option):** IP67 rated. DALI 2.0 control technology
- Protections: Short circuit / Over voltage / Over temperature



AC input voltage range	180~528VAC; 254~747VDC
AC inrush current (max.)	Cold start 40A at 480VAC
Current adjustment range	50%~100% via potentiometer (AB-Type only)
Over voltage protection	105%~110% shut down o/p voltage, re-power on to recover
Setup time	500ms/230VAC, 347VAC, 480VAC
Withstand voltage	I/P-O/P:4.2KVAC I/P-FG:2.1KVAC O/P-FG:1.5KVAC
Working temperature (Tcase)	-40~+90°C (refer to "OUTPUT LOAD vs TEMPERATURE")
Safety standards	UL8750 (type"HL"), CSA C22.2 No. 250.13-14, ENEC EN61347-1, EN61347-2-13 independent, EN62384, EAC TP TC 004 ,IP67, approved
EMC standards	FCC Part 15 class B,EN55015, EN61000-3-2 Class C (@ load≥50%); EN61000-3-3, EN61000-4-2,3,4,5,6,8,11, EAC TP TC 020, EN61547
Connection	Please refer to page 64
Dimension (LxWxH)(mm)	310x 144x 48.5

HVGC-1000 Series



Model No.	Output	Io Tol.	Io Ripple	Effi.
HVGC-1000○-L- <input type="checkbox"/> AB	150~380V, 1315~3280mA	±5%	3% max.	95%
HVGC-1000○-M- <input type="checkbox"/> AB	95~240V, 2100~5250mA	±5%	3% max.	96%
HVGC-1000○-H- <input type="checkbox"/> AB	70~180V, 2800~7000mA	±5%	3% max.	95%

○ = Blank, A
 Blank: without auxiliary function, A: with auxiliary DC output power
 = AB, D2 or DA2

*MEAN WELL Smart timer dimming primarily provides the adaptive proportion dimming profile for the output constant current level.

FDL&FDHC series 65~100W

Features

- Constant current mode output (FDL-65)
- Constant power mode output (FDLC-80/100, FDHC-100)
- IP65 design (FDL-65)
- IP67 design (FDLC-80/100, FDHC-100)
- Output current adjustable via potentiometer
- Full power at 70~100% max. current (FDLC-80/100, FDHC-100)
- No load power consumption < 0.5W
- Suitable for LED flood light
- Protections: Short circuit / Over voltage / Over temperature (FDL-65)
- Short circuit / Over temperature (FDLC-80/100, FDHC-100)
- 3 years warranty



AC input voltage range	180~295VAC; 254~417VDC			
Input over voltage protection	---	---	---	305 ~ 315VAC (Shut down output voltage when the input voltage exceeds protection voltage)
Over temp. protection	Hiccup mode, auto-recovery after fault condition is removed		Shut down output voltage, recovers automatically after fault condition is removed	
Withstand voltage	I/P-O/P:3.75KVAC, I/P-FG:2KVAC, O/P-FG:1.5KVAC			
Working Temperature	-40~+90°C	-30~+90°C (refer to "OUTPUT LOAD vs TEMPERATURE" section)		
Safety Standards	EN61347-1, EN61347-2-13, EN62384 (except for FDL-65), GB19510.1 (except for FDHC-100), GB19510.14 (except for FDHC-100), EAC TP TC 004 (except for FDHC-100), IP67 (FDL-65 approved IP65) approved			
EMC Standards	EN55015, EN61000-3-2 Class C, EN61000-3-3, EN61547, GB17743 (except for FDHC-100), GB17625.1 (except for FDHC-100), EAC TP TC 020 (except for FDHC-100), EN61000-4-2, 3, 4, 5, 6, 8, 11			
Connection	Input	H05RN 1.0mm ² *2C	H05RN 1.0mm ² *3C	
	Output	H05RN 1.0mm ² *2C		
Dimension (LxWxH)(mm)	151x 53x 31.5		180x 53x 33	

FDL-65 Series

FC CCC ENEC CE

Model No.	Output	Io	Tol.	Effi.
FDL-65-1550	25.2~42V	770~1550mA	±5%	90%
FDL-65-1800	21.6~36V	900~1800mA	±5%	90%

FDLC-100 Series

FC CCC 05 ENEC CBCE

Model No.	Output	Tol.	Effi.
FDLC-100	30~54V, 1300~3000mA	±5%	90%

FDLC-80 Series

FC CCC 05 ENEC CBCE

Model No.	Output	Tol.	Effi.
FDLC-80	30~54V, 1000~2100mA	±5%	90%

FDHC-100 Series

FC 8 R-41027766

Model No.	Output	Tol.	Effi.
FDHC-100L	96~142V, 490~1050mA	±5%	90%
FDHC-100H	30~54V, 1300~3000mA	±5%	90%

IS 15885(part 2/ sec.13)

Globally Certified Cable Adoption for HLG/HVGC

HLG-40H/60H/80H/100H/120H Series

Connection	Input	SJOW 17AWG & H05RN-F 1.0mm ² x3C (30cm)
	Output	A/D/Blank-Type: SJOW 17AWG & H05RN-F 1.0 mm ² x2C (30cm); B/AB-Type: SJOW 17AWG & H05RN-F 1.0 mm ² x2C (30cm) + SJOW 17AWG & H05RN-F 1.0mm ² x2C (30cm)

HLG-150H/185H/240H Series

Connection	Input	SJOW 17AWG & H05RN-F 1.0mm ² x3C (30cm); Terminal block for HLG-240H C-Type
	Output	<ul style="list-style-type: none"> A/D/Blank-Type: SJOW 14AWGx2C (30cm) for 150H-12V, 185H-12~15V, 240H-12V~20V; SJOW 17AWG & H05RN-F1.0mm²x2C (30cm) for others B/AB-Type: SJOW 14AWGx2C (30cm) + SJOW 17AWG & H05RN-F1.0mm²x2C (30cm) for 150H 12V, 185H-12~15V, 240H-12V~20V; SJOW 17AWG & H05RN-F1.0mm²x2C (30cm) + SJOW 17AWG & H05RN-F1.0mm²x2C (30cm) for others C-Type: Terminal block for HLG-240H C-Type

HLG-320H Series

Connection	Input	<ul style="list-style-type: none"> A/B/D/Blank-Type: SJOW 17AWG & H05RN-F 1.0mm² x3C (30cm) C-Type: Terminal block
	Output	<ul style="list-style-type: none"> A/D/Blank-Type: SJOW 14AWGx2C (30cm) for 12V~30V; SJOW 17AWG & H05RN-F1.0mm²x2C (30cm) for others B/AB-Type: SJOW 14AWGx2C (30cm) + SJOW 17AWG & H05RN-F1.0mm²x2C (30cm) for 12V~30V; SJOW 17AWG & H05RN-F1.0mm²x2C (30cm) + SJOW 17AWG & H05RN-F1.0mm²x2C (30cm) for others C-Type: Terminal block

HLG-480H Series

Connection	Input	A/B/D2/Blank-Type: SJOW 17AWGx3C & H05RN-F 3G 1.0mm ²
	Output	<ul style="list-style-type: none"> A/Blank-Type: SJOW 17AWGx2C & H05RN-F1.0mm² (30cm) + SJOW 17AWGx2C & H05RN-F2x1.0mm² (30cm) for 24~42V; SJOW 17AWGx2C & H05RN-F1.0mm² (30cm) for others B/AB/D2-Type: SJOW 17AWGx2C & H05RN-F1.0mm² (30cm) + SJOW 17AWGx2C & H05RN-F2x1.0mm² (30cm) + SJOW 17AWGx2C & H05RN-F1.0mm² (33cm) for 24V~42V; SJOW 17AWGx2C & H05RN-F1.0mm² (30cm) + SJOW 17AWGx2C & H05RN-F2x1.0mm² (33cm) for others

HLG-600H Series

Connection	Input	SJTW 17AWGx3C (30cm)
	Output	A-Type: SJTW 14AWGx2C (30cm) + SJTW 14AWGx2C (30cm) + UL2517 22AWGx3C(30cm) B/AB-Type: SJTW 14AWGx2C (30cm) + SJTW 14AWGx2C (30cm) + UL2517 22AWGx3C(30cm) + UL2517 18AWGx2C (30cm)

HLG-60H/80H/120H-C Series

		HLG-60H/80H-C	HLG-120H-C
Connection	Input	SJOW 17AWG & H05RN-F 1.0mm ² x3C(30cm)	
	Output	A&D-Type: SJOW 17AWG & H05RN-F 1.0mm ² x2C(30cm) B/AB-Type: SJOW 17AWG & H05RN-F 1.0mm ² x2C(30cm)	A&D-Type: SOOW 17AWG & H07RN-F 1.0mm ² (30cm) for HLG-120H-C350; SJOW 17AWG & H07RN-F 1.0mm ² (30cm) for others B-Type: SJOW 17AWG & H07RN-F 1.0mm ² x2C(30cm) + SOOW 17AWG & H07RN-F 1.0mm ² (30cm) for HLG-120H-C350; SJOW 17AWG & H07RN-F 1.0mm ² x2C (30cm) + SJOW 17AWG & H07RN-F 1.0mm ² x2C (30cm) for others

HLG-185H/240H-C Series

		HLG-185H-C	HLG-240H-C
Connection	Input	SJOW 17AWG & H05RN-F1.0mm ² x3C (30cm)	
	Output	★A/D-Type: SJOW 17AWG & H05RN-F1.0mm ² x2C (30cm) ★B/AB-Type: SJOW 17AWG & H05RN-F1.0mm ² x2C (30cm)+ SJOW 17AWG & H05RN-F1.0mm ² x2C (30cm)	A-Type: SJOW 17AWG & H05RN-F1.0mm ² x2C (30cm) B/AB/D2-Type: SJOW 17AWG & H05RN-F1.0mm ² x2C (30cm)+ SJOW 17AWG & H05RN-F1.0mm ² x2C (30cm)

★ For the output cable of HLG-185H-C500 & C700 and HLG-240H-C700, please refer to the specification.

HLG-320H/480H-C Series

		HLG-320H-C	HLG-480H-C
Connection	Input	SJOW 17AWG & H05RN-F1.0mm ² x3C (30cm)	
	Output	★A-Type: SJOW 17AWG & H05RN-F1.0mm ² x2C (30cm) ★B/AB/DA/D2-Type: SJOW 17AWG & H05RN-F1.0mm ² x2C (30cm)+ SJOW 17AWG & H05RN-F1.0mm ² x2C (30cm)	A-Type: SOOW 17AWG & H07RN-F 2x1.0mm ² (30cm) B/AB/D2-Type: SOOW 17AWG & H07RN-F 2x1.0mm ² (30cm)+ SOOW 17AWG & H07RN-F2x1.0mm ² (30cm)

★ For the output cable of HLG-320H-C700 & C1050 and HLG-480H-C1400 & C1750, please refer to the specification.

HVGC-480 Series

Connection	Input	AB-Type: SOOW 17AWGx3C & H07RN-F 3x1.0mm ² (30cm)
	Output	AB/D2/DA-Type: SOOW 17AWGx2C & H07RN-F 2x 1.0mm ² (30cm)+SJOW 17AWGx2C & H07RN-F 2x1.0mm ² (30cm) Blank-Type: SOOW 17AWGx2C & H07RN-F 2x 1.0mm ² (30cm)

HVGC-650/1000 Series

		HVGC-650	HVGC-1000
Connection	Input	SOOW 17AWGx3C & H07RN-F 2x1.0mm ² (30cm)	SOOW 17AWGx3C & H07RN-F 2x1.0mm ² (30cm)
	Output	SJOW 17AWGx4C & H05RN-F 2x1.0mm ² (30cm)	SOOW 17AWGx2C & H07RN-F 2x1.0mm ² (30cm)
	DIM	SJOW 17AWGx2C & H05RN-F 2x1.0mm ² (30cm)	SJOW 17AWGx2C & H05RN-F 2x1.0mm ² (35cm)
	AUX	SJOW 17AWGx2C & H05RN-F 2x1.0mm ² (30cm)	SJOW 17AWGx2C & H05RN-F 2x1.0mm ² (35cm)

Metal Case

with PFC

66 XBG Series (100~240W)

67 HBG Series (60~240W)

69 HBGC Series (300W)

No PFC

70 ERP Series (200~350W)

70 ERPF Series (400W)



The common application of bay lighting and flood light are in warehouses or stadiums. Conventional bay lights are operated with mercury bulbs or MHL multi-metal bulbs, so there are concerns on power consumption and pre-heating before turn-on. To tackle such application in the market, MEAN WELL specifically develops circular shape patent design (Patent No.: CN201220314551) LED driver, HBG-60/100/160/200/240 and 300W series. In addition, 0-10V or DALI dimming functions are provided for smart lighting control. Other outdoor power supplies such as XLG/ELG(C)/HLG(C)/HVG(C) series can also be used in the bay light and flood light fixtures. MEAN WELL is not only the leader in (UFO) bay lighting design, but makes LED bay lighting utilization much more convenient.

The new highlight of this year is the new XBG-100/160/240 series (100/160/240W), which adopts the constant power mode design, offering more flexibility for pairing with various luminaires.

Application

XBG/HBG Series



ERP Series



XBG series 100~240W

Features

- Full power output at 70~100% constant power mode operation
 - Wide input range 90 ~ 305VAC with active PFC function
 - Patented metal housing design with IP67 (Patent NO:CN 201220314551)
 - AC input cable with connector for flexible application
 - Protections: Short circuit / Over voltage / Over temp.
 - 5 years warranty
- Multiple models for choice
 - A-Type:** IP67 rated. constant power adjustable via built-in potentiometer
 - AB-Type:** IP67 rated. constant power adjustable via built-in potentiometer & 3 in 1 dimming function (0~10Vdc, 10V PWM signal and resistance)

	XBG-100	XBG-160	XBG-240
INPUT (AC with connector)			
INPUT (Fixed cable)			
OUTPUT (Non-Dimming Models)			
OUTPUT (Dimming Models)			

AC input voltage range	90~305VAC		
AC inrush current (max.)	Cold start, 50A at 230VAC		Cold start, 75A at 230VAC
Setup time	500ms/230VAC, 1200ms/115VAC	500ms/230VAC, 2000ms/115VAC	500ms/230VAC, 1200ms/115VAC
Withstand voltage	I/P-O/P: 3.75kVAC, I/P-FG: 2kVAC, O/P-FG: 1.5kVAC		
Working temperature	-40~+90°C (refer to "OUTPUT LOAD vs TEMPERATURE")		
Safety standards	UL8750(type"HL"), CSA C22.2 No. 250.13-12; ENEC EN61347-1, EN61347-2-13 independent, EN62384;GB19510.1,GB19510.14; IP67 approved		
EMC standards	EN55015, EN61000-3-2 Class C, EN61000-3-3, EN61000-4-2,3,4,5,6,8,11; EN61547, GB17743, GB17625.1, EAC TP TC 020		
Connection	Input	SJOW 17AWGx3C & H05RN-F 3x 1.0mm ² (30cm)	
	Output	A & A-C Type: SJTW 18AWGx2C (20cm) AB & AB-C Type: SJTW 18AWGx2C (20cm) +UL2517 22AWGx2C (30cm)	
Dimension (DxH)(mm)	φ130x 56	φ151.5x 60	φ191x 63

XBG-100 Series



Model No.	Output	Io Tol.	Io Ripple	Effi.
XBG-100-□-○	27~56V, 875~2780mA	±5%	3.0% (max)	92%

XBG-160 Series



Model No.	Output	Io Tol.	Io Ripple	Effi.
XBG-160-□-○	34~56V, 1425~4100mA	±5%	5.0% (max)	93%

XBG-240 Series



Model No.	Output	Io Tol.	Io Ripple	Effi.
XBG-240-□-○	30~60V, 2850~5700mA	±5%	4.0% (max)	93%

□ = A, AB
○ = Blank, C; Blank: AC input with fixed cable, C: AC input with connector

AC input with connector Pin No: Assignment

Pin No.	Assignment	Drawing
1	AC/L	
2	AC/N	
3	FG ±	

AC input cable (Additional cost)

Item	Order part NO.	Remark
100cm	F61-XBG-AC-CABLE-100	In stock
200cm	F61-XBG-AC-CABLE-200	By request
300cm	F61-XBG-AC-CABLE-300	By request

* 100cm without MOQ, others with MOQ.

HBC series 60~160W

Features

- Constant current mode (HBC-60/100)
- Constant voltage+constant current modes (HBC-160)
- Universal AC input 90 to 305VAC
- Patented metal housing design for HBC-100/160 (Patent No.: CN201220314551)
- Fully isolated plastic case (HBC-60)
- Type HL LED Driver for use in Class I, Division 2 hazardous location luminaires (HBC-100/160)
- Isolation class II/2, no F.G. (HBC-60)
- Suitable for dry, damp, and wet location
- Protections: Short circuit / Over current / Over voltage / Over temp. (Short circuit / Over temp. for HBC-60)

- Multiple models for HBC-100/160
- **Blank-Type:** IP67 rated. Cable for I/O connection (For harsh environment)
- **A-Type:** IP65 rated. Constant current level can be adjusted through internal potentiometer
- **B-Type:** IP67 rated and built-in 3 in 1 dimming function (1~10VDC, PWM signal, or resistance)
- **AB-Type:** IP65 rated. Constant current level can be adjusted through internal potentiometer, 3 in 1 dimming function
- **DA-Type:** IP67 rated. DALI control technology
- 5 years warranty

INPUT (HBC-60)		ACL ACN	HBC-60		HBC-100 HBC-100(DA)		HBC-160 HBC-160(DA)	
INPUT (HBC-100/160/240)		ACL ACN FG						
OUTPUT (Non-Dimming Models)		Vo- Vo+						
OUTPUT (Dimming Models)		DIM+ DIM- Vo- Vo+						
AC input voltage range			90~295VAC ; 127~417VDC		90~305VAC ; 127~431VDC			
AC inrush current (max.)			Cold start, 45A at 230VAC		Cold start, 60A at 230VAC		Cold start, 65A at 230VAC	
Setup, rise, hold up time			500ms at 230VAC for setup time		500ms, 80ms, 12ms at full load and 230VAC		500ms, 200ms, 12ms at full load and 230VAC	
Withstand voltage			I/P-O/P: 3.75kVAC		I/P-O/P: 3.75kVAC, I/P-FG: 2kVAC, O/P-FG: 1.5kVAC			
Working temperature			-40~+85°C (refer to "OUTPUT LOAD vs TEMPERATURE")					
Safety standards			UL8750, ENEC EN61347-1, EN61347-2-13, EN62384, GB19510.14, GB19510.1, EAC TP TC 004 approved				UL8750, TUV EN61347-1, EN61347-2-13, GB19510.14, GB19510.1, EAC TP TC 004 approved; Design refer to TUV EN62368	
EMC standards			EN55015, EN61000-3-2 Class C, EN61000-3-3, EN61000-4-2,3,4,5,6,8,11; EN61547, GB17743, GB17625.1, EAC TP TC 020					
Connection	Input	SJTW 18AWGx2C (30cm)		SJTW 18AWGx3C (30cm)				
	Output	SVT 18AWGx2C (20cm)		A & Blank Type: SJTW 18AWGx2C (20cm) B Type: SJTW 18AWGx2C (20cm) + UL2517 22AWGx2C (30cm)		A & Blank Type: SJTW 18AWGx2C (20cm) B Type: SJTW 18AWGx2C (20cm) + SVT 18AWGx2C (30cm)		
Dimension (DxH)(mm)			φ110x 60.5		φ130x 66.5		φ151.68x 66.5	

HBC-60 Series (C.C. mode)

Model No.	Output	Io Tol.	Effi.
HBC-60-1050	37~55V, 1050mA	±5%	90%
HBC-60-1400	28~43V, 1400mA	±5%	89%
HBC-60-2100	19~29V, 2100mA	±5%	89%

HBC-100 Series (C.C. mode)

Model No.	Output	Io Tol.	Effi.
HBC-100-24(A)	24V, 0~4A	±5%	90.5%
HBC-100-36(A)	36V, 0~2.7A	±5%	91.0%

Model No.	Output	Io Tol.	Effi.
HBC-100-48(A)	48V, 0~2A	±5%	91.0%
HBC-100-60(A)	60V, 0~1.6A	±5%	91.5%

○ = A, B, AB, DA or Blank

HBC-160 Series

Model No.	Output	Tol.	Effi.
HBC-160-24(A)	24V, 0~6.5A	±2%	92.0%
HBC-160-36(A)	36V, 0~4.4A	±2%	92.0%
HBC-160-48(A)	48V, 0~3.3A	±2%	93.0%
HBC-160-60(A)	60V, 0~2.6A	±2%	93.5%

○ = A, B, AB, DA or Blank

HBG series 200~240W

Features

- Constant voltage+constant current modes
- Universal AC input (90 to 305VAC)
- High efficiency up to 93.5%
- Patented metal housing design (Patent No.: CN201220314551)
- Suitable for dry, damp, and wet location
- Protections: Short circuit / Over current / Over voltage / Over temperature
- Optional RCM models available
- 5 years warranty

· Multiple models for choice:

Blank-Type: IP67 rated. Cable for I/O connection (For harsh environment)

A-Type: IP65 rated. Constant current level can be adjusted through internal potentiometer




B-Type: IP67 rated and built-in 3 in 1 dimming function, PWM signal, or resistance, 0~10VDC(HBG-200), 1~10VDC(HBG-240)







AB-Type: IP65 rated. Constant current level can be adjusted through internal potentiometer, 3 in 1 dimming function

DA-Type: IP67 rated. DALI control technology

		HBG-200(DA)	HBG-240 HBG-240(DA)
INPUT			
INPUT			
OUTPUT			
AC input voltage range	90~305VAC ; 127~431VDC		
AC inrush current (max.)	Cold start, 85A at 230VAC	Cold start, 75A at 230VAC	
Setup, rise, hold up time	500ms, 200ms/230VAC; 2500ms, 200ms/115VAC		
Withstand voltage	I/P-O/P: 3.75kVAC, I/P-FG: 2kVAC, O/P-FG: 0.5kVAC		
Working temperature	-40~+85°C (refer to "OUTPUT LOAD vs TEMPERATURE")	-40~+75°C (refer to "OUTPUT LOAD vs TEMPERATURE")	
Safety standards	UL8750, ENEC EN61347-1, EN61347-2-13, EN62384, GB19510.14, GB19510.1, BIS IS15885(refer to spec for HBG-240 models), EAC TP TC 004		
EMC standards	EN55015, EN61000-3-2 Class C, EN61000-3-3, EN61000-4-2,3,4,5,6,8,11, EN61547, GB17743, GB17625.1, EAC TP TC 020		
Connection	Input	SJTW 18AWGx3C (30cm)	SJTW 18AWGx3C (30cm)
	Output	A & Blank-Type: SJTW 18AWGx2C (20cm) B & AB & DA-Type: SJTW 18AWGx2C (20cm)+ SVT 18AWGx2C (30cm)	A & Blank-Type: SJTW 18AWGx3C (30cm) B&DA-Type : SJTW 14AWGx2C (30cm) + SVT 18AWGx2C (30cm)
Dimension (DxH)(mm)	φ151.68x 66.5	φ191.5x 69	

HBG-200 Series








   (for DA-Type only)

Model No.	Output	Tol.	Effi.
HBG-200-36(A)	36V, 0~5.5A	±2%	92%
HBG-200-48(A)	48V, 0~4.1A	±2%	93%
HBG-200-60(A)	60V, 0~3.3A	±2%	93.5%

○ = A, B, AB, DA or Blank

HBG-240 Series

       (48A, 60A)

Model No.	Output	Tol.	Effi.
HBG-240-24(A)	24V, 0~10A	±2%	92.5%
HBG-240-36(A)	36V, 0~6.7A	±2%	92.5%
HBG-240-48(A)	48V, 0~5A	±2%	93.0%
HBG-240-60(A)	60V, 0~4A	±2%	93.5%

○ = A, B, AB, DA or Blank

HBGC series 300W

Features

- Constant power mode (full power at 60~100% max current)
- Universal AC input (90 to 305VAC)
- High efficiency up to 94.5%
- Patented metal housing design (Patent No.: CN201220314551)
- Suitable for dry, damp, and wet location
- Protections: Short circuit / Over current / Over voltage / Over temperature
- 5 years warranty
- Multiple models for choice:
 - A-Type:** IP67 rated. Constant power level can be adjusted through internal potentiometer
 - AB-Type:** IP67 rated and built-in 3 in 1 dimming function (0~10VDC, PWM signal, or resistance)
 - DA-Type:** IP67 rated. DALI2 control technology

		HBGC-300
INPUT		
INPUT		
OUTPUT		
AC input voltage range	90~305VAC ; 127~431VDC	
AC inrush current (max.)	Cold start, 45A at 230VAC	
Withstand voltage	I/P-O/P: 3.75kVAC, I/P-FG: 2kVAC, O/P-FG: 1.5kVAC	
Working temperature	Tcase=-40~+80°C (refer to "OUTPUT LOAD vs TEMPERATURE")	
Safety standards	UL8750(type "HL"), CSA C22.2 No. 250.13-12, ENEC EN61347-1, EN61347-2-13 independent, EN62384, GB19510.1, GB19510.14	
EMC standards	EN55015, EN61000-3-2 Class C, EN61000-3-3, EN61000-4-2,3,4,5,6,8,11, EN61547, GB17743, GB17625.1, EAC TP TC 020	
Connection	Input	SJTW 18AWGx3C (30cm)
	Output	A-Type: SJTW 14AWGx2C (30cm) AB/DA-Type: SJTW 14AWGx2C (30cm)+UL2517 20AWGx2C (30cm)
Dimension (DxH)(mm)	φ191.5 x 69	

HBGC-300 Series



Model No.	Output	Tol.	Effi.
HBGC-300-L-□	116~232V, 650~2170mA	±5%	94.5%
HBGC-300-M-□	58~116V, 1300~4330mA	±5%	93.5%
HBGC-300-H-□	29~58V, 2600~8670mA	±5%	92.5%

□ = A, AB or DA






ERP series 200~400W

Features

- Constant voltage mode output
- Built-in active PFC function (for ERPF-400 only)
- Withstand 300VAC surge input for 5 seconds
- Design against rain splash
- LED indicator for power on
- Protections: Short circuit / Over voltage / Over temp.
- 3 years warranty

Applications

- LED strip lighting
- LED channel letters
- LED decoration lighting
- LED signage & display

	ERP-200	ERP-350	ERPF-400
			
AC input voltage range	180~264VAC ; 254~370VDC		90~264VAC ; 127~370VDC
AC inrush current	90A/230VAC		cold start45A/115VAC,90A/230VAC
Setup, rise time	1500ms, 200ms/230VAC		2000ms,100ms/230VAC;3000ms,100ms/115VAC at full load
Withstand voltage	I/P-O/P:3KVAC I/P-FG:2KVAC O/P-FG:0.5KVAC		
Working temperature	-30~+60°C(Refer to output load derating curve)		
Safety standards	UL60950-1, IEC62368-1,GB4943.12011, EAC TP TC 004	IEC/EN/UL 60950-1,CCC GB4943.1-2011, EAC TP TC 004 approved	
EMC standards	EN55022 (CISPR22) class A, EN61000-4-5;light industry level,criteria A,EAC TP TC 020	EN55032 (CISPR32) class A, GB9254 classA, GB17625.1; EN61000-3-2;EN61000-3-3, EAC TP TC 020;EN61000-4-2,3,4,5,6,8,11;light industry level,criteria A	
Dimension (DxH)(mm)	200x 120x 40	220.4x 130x 48	

ERP-200 Series



Model No.	Output	Tol.	R&N	Effi.
ERP-200-12	12V, 0~16.8A	±1.0%	150mV	87%
ERP-200-24	24V, 0~8.33A	±1.0%	150mV	89%

ERP-350 Series



Model No.	Output	Tol.	R&N	Effi.
ERP-350-12	12V, 0~26.7A	±1.0%	150mV	87%
ERP-350-24	24V, 0~14.6A	±1.0%	150mV	89%
ERP-350-36	36V, 0~9.7A	±1.0%	240mV	90%
ERP-350-48	48V, 0~7.3A	±1.0%	240mV	90%

ERPF-400 Series



Model No.	Output	Tol.	R&N	Effi.
ERPF-400-12	12V, 0~30A	±1.0%	150mV	89%
ERPF-400-24	24V, 0~16.7A	±1.0%	150mV	90%
ERPF-400-48	48V, 0~8.3A	±1.0%	240mV	91%

PCB Type

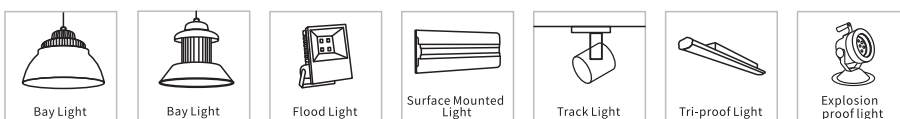
with PFC

- 72 HBG-P Series (60~240W)
- 73 IDPV Series (25~65W)
- 74 IDPC Series (25~65W)
- 75 PLP Series (30~60W)
- 76 HLP Series (40~80W)



The PCB LED drivers provide customers for built-in design choice. All series with constant voltage output IDPV series and constant current output IDPC/PLP/HLP series, also circular shape HBG-P series, are designed with 0~10V and DALI dimming functions. (except for PLP series). The voltage input design is either 90-295V or 90-305V with the Class II/2 design for any luminaires design, to avoid luminaire lifetime issue. Please make sure the inside ambient temperature of the luminaire does not exceed the operating ambient temperature of LED driver specification.

Application



HBG-P series 60~240W

Features

- Constant current mode (HBG-60P/100P)
Constant voltage+constant current modes (HBG-160P/240P)
- Universal AC input (90 to 305VAC) / Full range (up to 295VAC for HBG-60P)
- High efficiency up to 93.5%
- Class II/2 power unit, no F.G. (HBG-60P)
- Suitable for dry, damp, and wet location
- Protections: Short circuit / Over temperature
- 5 years warranty

- Multiple models for HBG-100P/160P/240P
- A-Type:** Constant current level can be adjusted through internal potentiometer
- B-Type:** Built-in 3 in 1 dimming function (1~10VDC, PWM signal, or resistance)
- DA-Type:** DALI control technology

		HBG-60-P	HBG-100P HBG-100PDA	HBG-160P HBG-160PDA	HBG-240P
INPUT (HBG-60P)	ACL ACN				
INPUT (HBG-100P/160P/240P)	ACL ACN FG				
OUTPUT (Non-Dimming Models)	Vo- Vo+				
OUTPUT (Dimming Models)	DIM+ DIM- Vo+ Vo-				
AC input voltage range		90~295VAC ; 127~417VDC	90~305VAC ; 127~431VDC		
AC inrush current (max.)		Cold start, 45A at 230VAC	Cold start, 60A at 230VAC	Cold start, 65A at 230VAC	Cold start, 75A at 230VAC
Over temp. protection		Shut down o/p voltage, re-power on to recover		Shut down o/p voltage, auto-recovery	
Setup, rise, hold up time		500ms at 230VAC for setup time		500ms, 200ms, 12ms at full load and 230VAC	500ms, 120ms, 15ms at full load and 230VAC
Withstand voltage		I/P-O/P: 3.75kVAC			
Working temperature		-40~+70°C	-40~+45°C (refer to "OUTPUT LOAD vs TEMPERATURE")		
Safety standards		UL8750, IEC EN61347-1, EN61347-2-13, EN62384, GB19510.14, GB19510.1, EAC TP TC 004 approved			
EMC standards		EN55015, EN61000-3-2 Class C, EN61000-3-3, EN61000-4-2,3,4,5,6,8,11, EN61547, GB17743, GB17625.1, EAC TP TC 020			
Connection	Input	UL1015 18AWGx2C (30cm)	SJTW 18AWGx3C (30cm)		
	Output	UL1015 18AWGx2C (30cm)	A Type: SJTW 18AWGx2C (20cm) B Type: SJTW 18AWGx2C (20cm) + UL2517 22AWGx2C (30cm)	A Type: SJTW 18AWGx2C (20cm) B Type: SJTW 18AWGx2C (20cm) + SVT 18AWGx2C (30cm)	A Type: SJTW 14AWGx2C (30cm) B Type: SJTW 14AWGx2C (30cm) + SVT 18AWGx2C (30cm)
Dimension (DxH)(mm)		φ99 x 26	φ104 x 34	φ124.6 x 34	φ144 x 31

HBG-60-P Series (C.C. mode)

Model No.	Output	Io Tol.	Effi.
HBG-60-1050P	37~55V, 1050mA	±5%	90%
HBG-60-1400P	28~43V, 1400mA	±5%	89%
HBG-60-2100P	19~29V, 2100mA	±5%	89%

HBG-100P Series (C.C. mode)

Model No.	Output	Tol.	Effi.
HBG-100P-36(A)	36V, 0~2.7A	±5%	91.0%
HBG-100P-48(A)	48V, 0~2A	±5%	91.0%
HBG-100P-60(A)	60V, 0~1.6A	±2%	91.5%

○ = A, B, or DA

HBG-160P Series

Model No.	Output	Tol.	Effi.
HBG-160P-36(A)	36V, 0~24.4A	±2%	92.0%
HBG-160P-48(A)	48V, 0~3.3A	±2%	93.0%
HBG-160P-60(A)	60V, 0~2.6A	±2%	93.5%

○ = A, B, or DA

HBG-240P Series




Model No.	Output	Tol.	Effi.
HBG-240P-36(A)	36V, 0~6.7A	±2%	92.5%
HBG-240P-48(A)	48V, 0~5A	±2%	93.0%
HBG-240P-60(A)	60V, 0~4.0A	±2%	93.5%

○ = A or B

IDPV series 25~65W

Features

- Constant voltage PWM style output mode
- IDPV-25/45: 90~295VAC input
- IDPV-65: 180~295VAC input only
- High efficiency up to 90%
- No load power consumption <0.5W (Blank-Type)
- Miniature PCB size
- Isolation class II, no F.G.
- Built-in 2 in 1 dimming function (0~10VDC or PWM signal)
- Built-in 12V/50mA auxiliary output (A-Type)
- Suitable for indoor LED strip lighting
- Protection: Short circuit
- 3 years warranty

	IDPV-25(A)	IDPV-45(A)	IDPV-65(A)
INPUT			
OUTPUT (Blank-Type)			
OUTPUT (A-Type)			
AC input voltage range	90 ~ 295VAC ; 127 ~ 417VDC		180 ~ 295VAC ; 254~417VDC
AC inrush current (max.)	Cold start, 30A at 230VAC		
Setup time	500ms / 230VAC		
PWM dimming signal	10V PWM signal, frequency range 300Hz~3kHz		
Total harmonic distortion	THD<20%		
Short circuit protection	Shut down o/p voltage, re-power on to recover		
Withstand voltage	I/P-O/P: 3.75KVAC		
Working temperature	-20~+45°C	-20~+40°C	
Safety standards	UL8750, ENEC EN61347-1, EN61347-2-13, EN62384, GB19510.14, GB19510.1 approved		
EMC standards	EN55015, EN61000-3-2 Class C, EN61000-3-3, EN61000-4-2,3,4,5,6,8,11, EN61547, GB17743, GB17625.1		
Connection (Input/Output)	Blank-Type: 4+4P push-in terminal block, A-Type: 4+6P push-in terminal block		
Dimension (LxWxH) mm	114.5x 72.5x 20	120 x 66.5 x 22	130 x 67.5 x 22

IDPV-25/25A Series



Model No.	Output	Tol.	Effi.
IDPV-25□-12	12V, 0~1.8A	±10%	80%
IDPV-25□-24	24V, 0~1.05A	±10%	81%
IDPV-25□-36	36V, 0~0.7A	±10%	82%
IDPV-25□-48	48V, 0~0.52A	±10%	83%
IDPV-25□-60	60V, 0~0.42A	±10%	84%

□ = Blank/A; Blank: without auxiliary output, A: with auxiliary function

IDPV-45/45A Series



Model No.	Output	Tol.	Effi.
IDPV-45□-12	12V, 0~3A	±10%	84%
IDPV-45□-24	24V, 0~1.88A	±10%	86%

Model No.	Output	Tol.	Effi.
IDPV-45□-36	36V, 0~1.25A	±10%	88%
IDPV-45□-48	48V, 0~0.94A	±10%	88%
IDPV-45□-60	60V, 0~0.75A	±10%	90%

□ = Blank/A; Blank: without auxiliary output, A: with auxiliary function

IDPV-65/65A Series



Model No.	Output	Tol.	Effi.
IDPV-65□-12	12V, 0~4.2A	±10%	85%
IDPV-65□-24	24V, 0~2.4A	±10%	87%
IDPV-65□-36	36V, 0~1.8A	±10%	88%
IDPV-65□-48	48V, 0~1.35A	±10%	89%
IDPV-65□-60	60V, 0~1.08A	±10%	90%

□ = Blank/A; Blank: without auxiliary output, A: with auxiliary function

IDPC series 25~65W

Features

- Constant current mode
- Flicker free design
- IDPC-25/45: 90~295VAC input
IDPC-65: 180~295VAC input only
- No load power consumption <0.5W (Blank/DA-Type)
No load power consumption <1.2W (A-Type)
- Miniature PCB size
- Isolation class II, no F.G.
- Built-in DALI interface (IDPC-45/65-DA)
- Built-in 2 in 1 dimming function (0~10VDC or PWM signal)
- Built-in 12V/50mA auxiliary output (A-Type)
- Suitable for indoor LED lighting applications
- Protection: Short circuit
- 3 years warranty

	IDPC-25(A)	IDPC-45(A) IDPC-45-DA	IDPC-65(A) IDPC-65-DA
INPUT			
OUTPUT (Blank/DA-Type)			
OUTPUT (A-Type)			
AC input voltage range	90 ~ 295VAC ; 127 ~ 417VDC		180 ~ 295VAC ; 254~417VDC
AC inrush current (max.)	Cold start, 30A at 230VAC		
Setup time	500ms / 230VAC		
Short circuit protection	Hiccup mode, auto-recovery		
Withstand voltage	I/P-O/P: 3.75KVAC		
Working temperature	-20~+50°C	-20~+40°C	
Safety standards	UL8750, ENEC EN61347-1, EN61347-2-13, EN62384, GB19510.14, GB19510.1, EAC TP TC 004 approved		
DALI standards	IEC 62386-101, 102 (DA-Type only)		
EMC standards	EN55015, EN61000-3-2 Class C, EN61000-3-3, EN61000-4-2,3,4,5,6,8,11, EN61547, GB17743, GB17625.1, EAC TP TC 020		
Connection (Input/Output)	Blank/DA-Type: 4+4P push-in terminal block, A-Type: 4+6P push-in terminal block		
Dimension (LxWxH) mm	114.5 x 72.5 x 20	120 x 66.5 x 25	130 x 67.5 x 20.5

IDPC-25/25A Series

Model No.	Output	Tol.	Effi.
IDPC-25□-350	49 ~ 70V, 350mA	±7%	82%
IDPC-25□-500	35 ~ 50V, 500mA	±7%	81.5%

□ = Blank/A; Blank: without auxiliary output, A: with auxiliary function

IDPC-25/25A Series

Model No.	Output	Tol.	Effi.
IDPC-25□-700	25 ~ 36V, 700mA	±7%	81.5%
IDPC-25□-1050	17 ~ 24V, 1050mA	±7%	80%

□ = Blank/A; Blank: without auxiliary output, A: with auxiliary function

IDPC-45/45A Series

Model No.	Output	Tol.	Effi.
IDPC-45□-350	57 ~ 95V, 350mA	±7%	86%
IDPC-45□-500	54 ~ 90V, 500mA	±7%	85%
IDPC-45□-700	38 ~ 64V, 700mA	±7%	85%
IDPC-45□-1050	26 ~ 43V, 1050mA	±7%	84%
IDPC-45□-1400	19 ~ 32V, 1400mA	±7%	83%

□ = Blank/A; Blank: without auxiliary output, A: with auxiliary function

IDPC-65/65A Series

Model No.	Output	Tol.	Effi.
IDPC-65□-700	69 ~ 93V, 700mA	±7%	89%
IDPC-65□-1050	46 ~ 62V, 1050mA	±7%	87%
IDPC-65□-1400	34 ~ 46V, 1400mA	±7%	86%
IDPC-65□-1750	27 ~ 36V, 1750mA	±7%	86%

□ = Blank/A; Blank: without auxiliary output, A: with auxiliary function

IDPC-45-DA Series

Model No.	Output	Tol.	Effi.
IDPC-45-350DA	57 ~ 95V, 350mA	±7%	86%
IDPC-45-500DA	54 ~ 90V, 500mA	±7%	85%
IDPC-45-700DA	38 ~ 64V, 700mA	±7%	85%
IDPC-45-1050DA	26 ~ 43V, 1050mA	±7%	84%
IDPC-45-1400DA	19 ~ 32V, 1400mA	±7%	83%



IDPC-65-DA Series

Model No.	Output	Tol.	Effi.
IDPC-65-700DA	69 ~ 93V, 700mA	±7%	89%
IDPC-65-1050DA	46 ~ 62V, 1050mA	±7%	87%
IDPC-65-1400DA	34 ~ 46V, 1400mA	±7%	86%
IDPC-65-1750DA	27 ~ 36V, 1750mA	±7%	86%

PLP series 30~60W

Features

- Constant current mode
- Universal AC input / Full range
- Class 2 power unit / Pass LPS
- Suitable for built-in LED lighting systems
- Protections: Short circuit / Over current / Over voltage
- Cooling by free air convection
- 2 years warranty

	PLP-30	PLP-45/60
		
AC input voltage range	90~264VAC; 127~370VDC	
AC inrush current (max.)	Cold start, 25A at 230VAC	PLP-45: Cold start, 30A at 230VAC PLP-60: Cold start, 35A at 230VAC
Current adjustment range	75%~100%	
Over current protection	Range	100%~110%
	Type	Constant current limiting, auto-recovery
Setup time	500ms at full load and 230VAC	
Withstand voltage	I/P-O/P: 3.75kVAC, I/P-FG: 2kVAC, O/P-FG: 0.5kVAC	
Working temperature	-30~+70°C (refer to "OUTPUT LOAD vs TEMPERATURE")	
Safety standards	UL8750, TUV EN61347-1, EN61347-2-13, GB19510.14, GB19510.1, EAC TP TC 004 approved	
EMC standards	EN55015, EN61000-3-2 class C, EN61000-3-3, EN61000-4-2,3,4,5,6,8,11, EN61547, GB17743, GB17625.1, EAC TP TC 020	
Connection	3+2P / 3.96mm pitch, JST P/N: B3P / B2P-VH	
Dimension (LxWxH)(mm)	101.6x 50.8x 26.6	101.6x 50.8x 29.6

PLP-30 Series



Model No.	Output	Tol.	R&N	Effi.
PLP-30-12	12V, 0~2.5A	±10%	2.0V	83.0%
PLP-30-24	24V, 0~1.3A	±10%	2.4V	85.5%
PLP-30-48	48V, 0~0.63A	±10%	4.8V	86.5%

Model No.	Output	Tol.	R&N	Effi.
PLP-45-24	24V, 0~1.9A	±10%	3.8V	89%
PLP-45-48	48V, 0~0.95A	±10%	4.8V	89%

PLP-45 Series






Model No.	Output	Tol.	R&N	Effi.
PLP-45-12	12V, 0~3.8A	±10%	4.2V	86%

PLP-60 Series



Model No.	Output	Tol.	R&N	Effi.
PLP-60-12	12V, 0~5.0A	±10%	4.5V	84%
PLP-60-24	24V, 0~2.5A	±10%	4.5V	88%
PLP-60-48	48V, 0~1.3A	±10%	4.8V	89%

▶ Special Symbols for EN61347-2-13

	Protection against overheating to prevent the lamp controlgear case temperature under any conditions of use from exceeding the indicated value (110°C)
	Suitable for direct mounting on normally flammable surfaces, such as wood (>2mm)
	Based on VDE0710-14, can be installed inside a wooden material like wooden cabinet. The minimum distance between the product enclosure to wooden material in each side is defined.
LPS	Limited power source
tc: 80°C ta: 40°C	Full load operation up to 40°C with surface temperature of case < 80°C
SELV	Vo < 120VDC can have this mark on the unit

DC/DC LED Driver

- 78 LDH Series (250~1050mA)
- 79 LDD-L Series (350~1500mA)
- 80 LDD-H Series (350~1500mA)
- 80 LDB-L Series (300~600mA)
- 81 LDD-DA Series (350~1400mA)

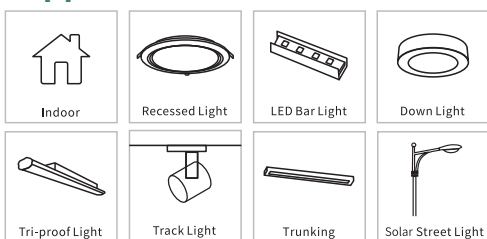
Accessory & Controller

- 82 SPD Series
- 83 ICL-16R/L (Inrush current limiter)
- 83 PIR-045 (Motion sensor)
- 84 DAP Series
(DALI to PWM Converter)
- 85 SDP-001
(Smart Timer Dimming Programmer)
- 86 DLP-04
(DALI to Bus Power)
- 86 WPD-06
(EnOcean Dimmer Kit)
- 87 KDA-64
(KNX to DALI Gateway)
- 87 KAA-4R4V/8R



DC-DC products are DC input, constant current output LED drives, which are mainly used in the DC voltage source environment. All 12V/24V/48V DC bus voltage can directly be used with this series to drive the LED engine(chip). LDD series is Step-Down design. LDB series is Buck-Boost and LDH is Step-up design. Users can choose a suitable product according to their own DC source environment. If the environment of the luminaires can not be sure, the LDH-25/45 step up series is recommended to avoid application problems. PWM dimming and DALI dimming are also available. Besides, DC-DC driver can be applied to solar lighting solution with a controller, reducing design issue and optimizing the reliability.

Application





Selection guide

Topology	Series	DC source	Application
Step-Up	LDH	12V/24V	Solar lighting/Vehicle
Step-Down	LDD-H/LDD-L/LDDS-H	24V/48V	48V DC Bus(Track light)
Buck-Boost	LDB-L	12V/24V	Vehicle/Yacht/DC Bus

LDH series DC/DC LED Driver

Features

- Constant current step-up mode
- Wide input and output voltage range
- High efficiency up to 95%
- Comply with EN55015 without additional input filter and capacitors
- DALI dimming function for DA and WDA type(LDH-45)
- Fully enclosed plastic case (UL 94V-0)
- Economic, high reliability
- Protections: Short circuit / Over voltage / Under voltage
- 3 years warranty

		LDH-25	LDH-45 LDH-45DA
			
		Under Development	
Output current accuracy (Typ.)		±5% at 12VDC or 24VDC input	±5% at 12VDC input for A type; ±5% at 24VDC input for B type
Analog/PWM dimming & ON/OFF control	Remote ON/OFF	Leave open if not used ▪ Power ON with dimming: PWM DIM~DIM- > 0~10VDC or open circuit ▪ Power OFF: PWM DIM ~ DIM- < 0.5VDC or short	▪ Power ON with dimming: PWM DIM~DIM- > 2~8VDC or open circuit ▪ Power OFF: PWM DIM ~ DIM- < 0.5VDC or short
	PWM frequency	1K~10KHz	1KHz-3KHz 10V PWM signal or 0-10V DC input
Short circuit protection		Power OFF and fuse open	
Over voltage protection		>115% rated output voltage	
Working temperature		-40~+70°C	
Safety standards		EAC TP TC 004 approved	
EMC standards		EN55015, EN61547, EN61000-4-2,3,4,6,8, EAC TP TC 020	
Dimension (LxWxH)(mm)		52.4x 27.2x 24	75x 53x 22.7

LDH-25A/B Series



Model No.	Input (VDC)	Output		Io Tol.	Effi.	Dimming
		Voltage (VDC)	Current (mA)			
LDH-25-250 ○	9~32	12~84	250	±5%	89%	0~10V PWM
LDH-25-350 ○	9~32	12~72	350	±5%	90%	
LDH-25-500 ○	9~32	12~50	500	±5%	90%	
LDH-25-700 ○	9~32	12~36	700	±5%	90%	

○=Blank, W; Blank: pin style, PWM+analog dimming; W: Wire style, PWM+analog dimming

LDH-45A/B Series



Model No.	Input (VDC)	Output		Io Tol.	Effi.	Dimming
		Voltage (VDC)	Current (mA)			
LDH-45A-350 ○	9~18	12~86	350	±5%	91%	Blank&W: PWM+Analog
LDH-45A-500 ○	9~18	12~86	500	±5%	90%	
LDH-45A-700 ○	9~18	12~64	700	±5%	90%	
LDH-45A-1050 ○	9~18	12~43	1050	±5%	91%	
LDH-45B-350 ○	18~32	21~126	350	±5%	93%	Blank&W: PWM+Analog
LDH-45B-500 ○	18~32	21~86	500	±5%	94%	
LDH-45B-700 ○	18~32	21~64	700	±5%	95%	
LDH-45B-1050 ○	18~32	21~43	1050	±5%	95%	

○=Blank, W; Blank: pin style, PWM+analog dimming; W: Wire style, PWM+analog dimming

LDH-45A/B-DA Series



Model No.	Input (VDC)	Output		Io Tol.	Effi.	Dimming
		Voltage (VDC)	Current (mA)			
LDH-45A-350 ○ DA	9~18	24~86	350	±5%	91%	DALI
LDH-45A-500 ○ DA	9~18	24~86	500	±5%	90%	
LDH-45A-700 ○ DA	9~18	24~64	700	±5%	90%	
LDH-45A-1050 ○ DA	9~18	24~43	1050	±5%	91%	
LDH-45B-350 ○ DA	18~32	36~126	350	±5%	93%	DALI
LDH-45B-500 ○ DA	18~32	36~86	500	±5%	94%	
LDH-45B-700 ○ DA	18~32	36~64	700	±5%	95%	
LDH-45B-1050 ○ DA	18~32	36~43	1050	±5%	95%	

○=Blank, W; Blank: pin style, DALI dimming; W: Wire style, DALI dimming

LDD-L series DC/DC LED Driver

Features

- Constant current step-down mode
- Wide input and output voltage range
- High efficiency up to 95%
- Comply with EN55015 / FCC part 15 without additional input filter and capacitors
- Compact size
- Protections: Short circuit / Over temperature (LDD-300~700)
- Fully enclosed plastic case (UL 94V-0)
- Economic, high reliability
- 3 years warranty



Output current accuracy (Typ.)		±5% at 24VDC input	
PWM dimming & ON/OFF control	Remote ON/OFF	Leave open if not used ■ Power ON with dimming: DIM ~ -Vin >3.5~8VDC or open circuit ■ Power OFF: DIM ~ -Vin <0.5VDC or short	■ Power ON with dimming: DIM ~ -Vin >2.6~5.5VDC or open circuit ■ Power OFF: DIM ~ -Vin <0.4VDC or short
	PWM frequency	100~1000Hz	100~500Hz
Analog dimming & ON/OFF control	Remote ON/OFF	None	Leave open if not used ■ Power ON with dimming: DIM ~ -Vin >0.5~2.5VDC or open circuit ■ Power OFF: DIM ~ -Vin <0.4VDC or short
	Short circuit protection	Regulated at rated output current; can be continued, auto-recovery	
Over temp. protection		Shut down, auto-recovery	None
Working temperature		-40~+85°C	-40~+71°C
Safety standards		EAC TP TC 004 approved	
EMC standards		EN55015, EN61547, EN61000-4-2,3,4,6,8, FCC part 15 class B, EAC TP TC 020	
Operating case temp. (max.)		100°C	
Dimension (LxWxH)(mm)		L/LW: 22.6x 9.9x 8.9 LS: 25.4x 10.5x 9.3	L/LW: 31.8x 20.3x 12.2 LS: 31.8x 20.3x 10.9

LDD-L Series





Model No.	Input (VDC)	Output		Io Tol.	Effi.	Dimming
		Voltage (VDC)	Current (mA)			
LDD-300L □	9~36 (9~32 for S style)	2~32 (2~28 for S style)	300	±5%	95%	PWM
LDD-350L □			350			
LDD-500L □			500			
LDD-600L □			600			
LDD-700L □			700			
LDD-1000L □	6~36	2~30	1000			PWM+Analog
LDD-1200L □			1200			
LDD-1500L □			1500			

□ = Blank, W, S ; Blank: pin style, W: Wire style, S: SMD style

LDD-H&LDB-L series DC/DC LED Driver

Features

- Constant current step-down mode (LDD-H) ;
Constant current buck-boost mode (LDB-L)
- Wide input and output voltage range
- High efficiency up to 97%
- Comply with EN55015 and FCC part 15
without additional input filter and capacitors
- PWM dimming and remote ON/OFF control
- Protections: Short circuit / Over temperature
- Fully enclosed plastic case (UL 94V-0)
- 3 years warranty

		LDD-300~1000H/HW/HS LDD-1200/1500H/HW	LDB-300~600L/LW
			
Output current accuracy		±3% at 24VDC input; ±4% at 48VDC input for LDD-H/HW; ±5% at 48VDC input for LDD-HS	±5%
PWM dimming & ON/OFF control	Remote ON/OFF	Leave open if not used <ul style="list-style-type: none"> Power ON with dimming: DIM ~ -Vin >2.5~6VDC or open circuit Power OFF: DIM ~ -Vin <0.8VDC or short 	<ul style="list-style-type: none"> Power ON with dimming: DIM ~ -Vin >2~10VDC or open circuit Power OFF: DIM ~ -Vin <0.5VDC or short
	PWM frequency	100~1KHz	1 KHz
Short circuit		Regulated at rated output current, can be continued, auto-recovery	
Over temperature protection		Shut down, recovers automatically after temperature goes down	
Working temperature		-40~+85°C (refer to output derating curve)	-40~+71°C (refer to output derating curve)
EMC standards		EN55015, EN61547, EN61000-4-2,3,4,6,8, FCC part 15 class B	
Operating case temp. (max.)		100°C	110°C
Dimension (LxWxH)(mm)		LDD-H/HW: 31.8x 20.3x 12.2 LDD-HS: 31.8x 20.3x 11.4	31.8x 20.3x 12.2

LDD-H Series



Model No.	Input (VDC)	Output		Io Tol.	Effi.
		Voltage (VDC)	Current (mA)		
LDD-300H □	9~56	2~52	300	±4%	97%
LDD-350H □	9~56	2~52	350	±4%	97%
LDD-500H □	9~56	2~52	500	±4%	97%
LDD-600H □	9~56	2~52	600	±4%	97%
LDD-700H □	9~56	2~52	700	±4%	97%
LDD-1000H □	9~56	2~52	1000	±4%	97%
LDD-1200H △	9~52	2~46	1200	±5%	95%
LDD-1500H △	9~52	2~46	1500	±5%	96%

□ = Blank, W, S ; Blank: pin style, W: wire style, S: SMD style
△ = Blank, W ; Blank: pin style, W: wire style

LDB-L Series




Model No.	Input (VDC)	Output		Io Tol.	Effi.
		Voltage (VDC)	Current (mA)		
LDB-300L △	9~36	2~40	300	±5%	90%
LDB-350L △	9~36	2~40	350	±5%	90%
LDB-500L △	9~30	2~32	500	±5%	91%
LDB-600L △	9~28	2~30	600	±5%	91%

△ = Blank, W ; Blank: pin style, W: wire style

LDD-DA series 30~60W

Features

- Constant current step-down mode
- Wide input and output voltage range
- High efficiency up to 95%
- Comply with EN55015 without additional input filter and capacitors
- DALI dimming function
- Protections: Short circuit / Input under voltage lockout
- Fully enclosed plastic case
- 3 years warranty



Output current accuracy (Typ.)		±5% at 48VDC input (350~1050mA), 24VDC input (1400mA)
PWM dimming & ON/OFF control	Remote ON/OFF	Leave open if not used • Power ON with dimming : PWM DIM~Vin > 1.2 ~5VDC or open circuit • Power OFF: PWM DIM~Vin < 0.1 VDC or short • Max operation voltage 5.5 VDC
	PWM frequency	200~1KHz
Analog dimming & ON/OFF control	Remote ON/OFF	Leave open if not used • Power ON with dimming : Analog DIM~Vin > 0.1~2.5VDC or open circuit • Power OFF: Analog DIM~Vin < 0.1VDC or short • Max operation voltage 5.5 VDC
	Short circuit protection	
Input under voltage lockout	Power up (Typ.)	4.2VDC
	Power down (Typ.)	3.8VDC
Working temperature		-40~+85°C (refer to output derating curve)
Safety standards		EAC TP TC 004 approved
EMC standards		EN55015, EN61547, EN61000-4-2,3,4,6,8, EAC TP TC 020
Operating case temp. (max.)		100°C
Dimension (LxWxH)(mm)		40.6x 23.5x 10.1

LDD-DA Series



Model No.	Input (VDC)	Output		Io Tol.	Effi.	Dimming
		Voltage (VDC)	Current (mA)			
LDD-350H- □DA	6~50	3~45	350	±5%	95%	PWM+Analog
LDD-700H- □DA	6~50	3~45	700			
LDD-1050H- □DA	6~50	3~45	1050			
LDD-1400H- □DA	6~40	3~36	1400			

□ = Blank, W; Blank: pin style, W: Wire style

SPD series Surge Protection Device

SPD-10-320S

SPD-10S-277S

10kA Surge Protection Device



85x 37x 40 mm
(LxWxH)

56.76x 46.36x 26 mm
(LxWxH)

- UL1449, Type 4, EN/IEC61643-11(SPD-10S)
- Line to Ground & Line to Line protected
- Series connection type
- LED status indicators
- IP67 (SPD-10-320S); IP66 (SPD-10S)
- Suitable for surge protection of LED drivers
- Thermally protected




Model No.	SPD-10-320S	SPD-10S-277S
Operating voltage	120~320VAC, 50/60Hz	150~510VAC, 50/60Hz
MCOV (Max. continuous operating voltage)	320VAC	277VAC
Continuous Current (max.)	5A	3.5A
UP (Voltage protection level)	L-N:1200V L-G/PE: 1500V N-G/PE: 1500V	L-N: 1260V L-G: 1260V N-G: 1300V
IN (Nominal discharge current)	5kA,8/20 μ s	
Max. surge current (8/20 μ s)	10kA,8/20 μ s	
Operating temperature	-40~+70°C	-40~+85°C
Safety standard	IEC61643-11: 2011, IEC61000-4-5: 2005	UL1449 Type 4, EN/IEC 61643-11

SPD-20

SPD-20HP

20kA Surge Protection Device



90x 70x 50 mm
(LxWxH)

71.6x 67.7x 32 mm
(LxWxH)

- UL1449, Type 2 (SPD-20), Type 4 (SPD-20HP) component assemblies
- Line to Ground & Line to Line protected
- Parallel (3 wires) connection style (SPD-20)
- Series connection style (SPD-20HP)
- LED status indicators
- IP67 (SPD-20); IP66 (SPD-20HP)
- Suitable for surge protection of LED drivers
- Thermally protected (SPD-20HP)



Model No.	SPD-20-240P	SPD-20-277P	SPD-20HP-277S	SPD-20HP-480S
Operating voltage	240VAC, 50/60Hz	277VAC, 50/60Hz	120~277VAC, 50/60Hz	347~480VAC, 50/60Hz
MCOV (Max. continuous operating voltage)	300VAC	320VAC		510VAC
MLV (Measured limiting voltage)	---		L-N:810V, L-G:1560V, N-G: 1570V	L-N:1400V, L-G:1560V, N-G: 1570V
VPR (Voltage protection rating)	≤1500V (L-FG, N-FG, L-N)		---	
UP (Voltage protection level)	---		L-N:1000V, L-G/PE:3800V, N-G/PE: 2900V	---
IN (Nominal discharge current)	5kA		10kA	
Max. surge current (8/20 μ s)	20kA			
SCCR (Short circuit current rating)	5kA		---	
Response time	<25ns			
Operating temperature	-40~+70°C		-40~+75°C	
Safety standard	UL1449 3 rd Edition, TUVEN61643-11 approved	UL1449 3 rd Edition approved	UL1449 4 th Edition, EN61643-11 approved	UL1449 4 th Edition approved
Connection [L (Black)/N (White)/FG (Green)]	FEP 10AWG (15cm)		---	

ICL-16 & PIR-045

ICL-16

AC inrush current limiter



- 23A inrush limiting current, 16A continuous
- 180~264VAC AC input
- Integrated bypass relay, no simple NTC
- Internal thermal protection
- Installed on DIN Rail TS-35/7.5 or 15 (ICL-16R)
- -30~+70°C wide working temperature

Model No.	ICL-16R	ICL-16L
AC Input voltage	180 ~ 264VAC	
Inrush current limiting	23A	
Internal protection	Thermal fuse protects overload and fire	
AC continuous rated current	16A continuous	
Working temperature	-30~+70°C	
Safety standards	IEC62368-1(LVD)	
EMC emission	EN55032, EN61000-3-2,3, EN55024, EN55035, EN61000-6-2, EN61000-4-2,3,4,5,6,8,11	
Dimension(LxWxH)(mm)	35x 90x 54.5	175x 42x 24

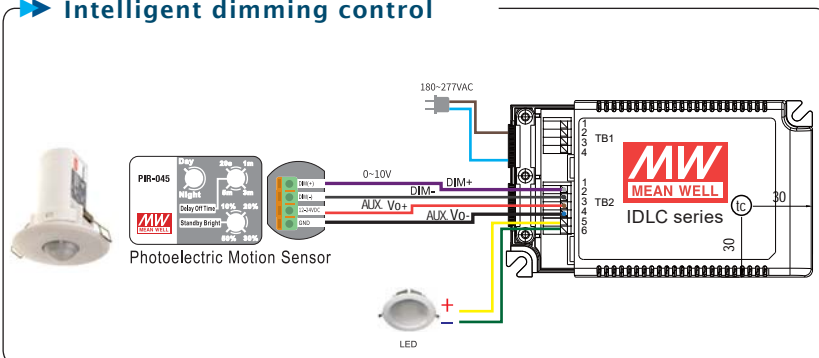
PIR-045

Photoelectric Motion Sensor

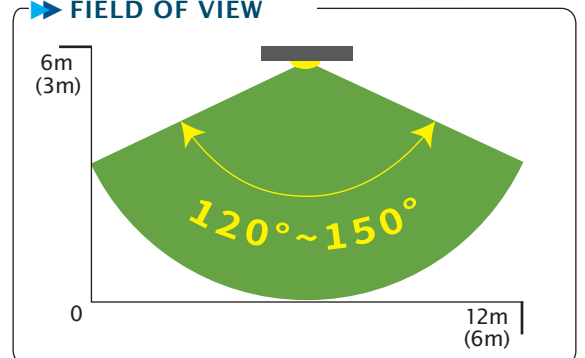


- Operating voltage: 12~24VDC
- Output dim voltage: High=10V ; Low=1V/2V/3V/5V selected by standby bright
- Sensing distance: ≤ 6 meters
- Sensing angle: $<120^{\circ}\sim 150^{\circ}$
- Standby bright: 10%, 20%, 30%, 50%;
- Delay off time: 20s, 1 min, 3min, 5min
- Dimming mode: gradually ON and OFF
- Operating temperature: -10~+40°C
- Energy saving, high sensitivity and compatibility, easy to install
- Dimension(DxH): 60x 71.3mm
- 2 years warranty

Intelligent dimming control



FIELD OF VIEW



DAP-04

DALI to PWM Converter

Features

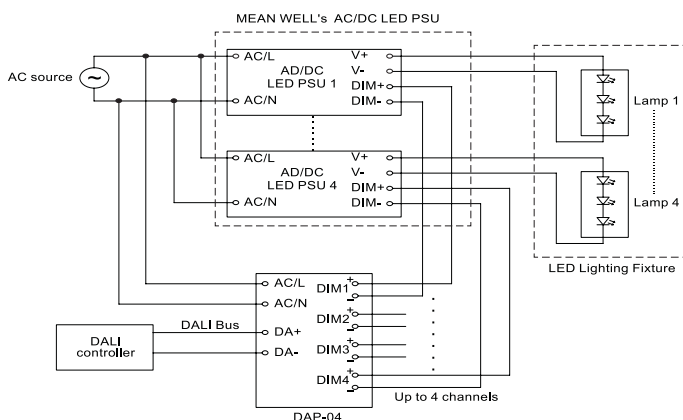
- Convert DALI signal to PWM signal
- Comply with DALI standards (IEC62386-101,102,207)
- Universal AC input (90 to 305VAC)
- 4 DALI addressable output channels
- Built-in push dim function
- Linear or logarithm dimming curve selectable (comply with IEC62386-207)
- Built-in relay for ON/OFF control of LED PSU
- Fully isolated plastic case
- Class II, no FG
- Power consumption < 0.5W
- Suitable to use along with MEAN WELL's AC/DC LED PSU with 3-in-1 dimming function
- Two models for choice:
 - Blank-Type:** 4 channels with 4 DALI addresses
 - S01-Type:** 4 channels with 4 or 1 DALI address selectable
- 3 years warranty



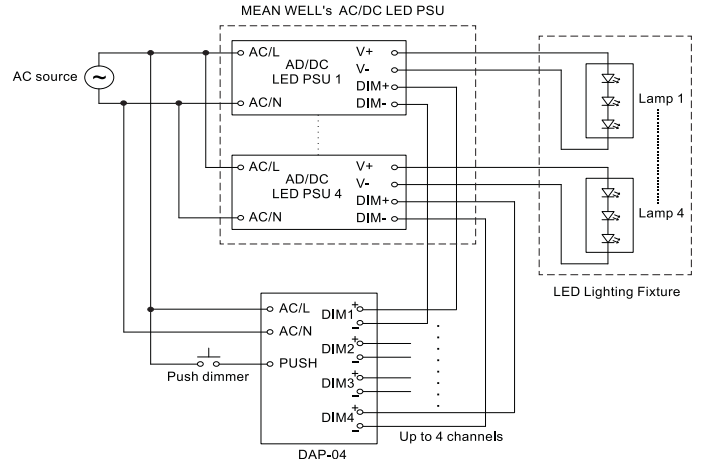
Model No.	DAP-04	DAP-04-S01
AC input voltage range	90~305VAC ; 127~431VDC	
Power consumption(typ.)	0.5W	
Dimming range	1~100%	
Output signal	PWM, 1KHz	
Output channel	4 channels with 4 DALI addresses	4 channels with 4 or 1 DALI address selectable
Output PWM logic	Active high or active low selectable	Active high
Working temperature	-30~+60°C (refer to output derating curve)	
Safety standards	EN61347-1, EN61347-2-11, EN61058-1 clause 8/17/20/25, EAC TP TC 004 approved	
DALI standards	Comply with IEC62386-101, 102, 207	
EMC standards	EN55015, EN61000-3-2,3, EN61000-4-2,3,4,5,6,8,11, EN61547, EAC TP TC 020	
Dimension(LxWxH)(mm)	165x 46x 23	

Connection of Dimming Operation

DALI Dimming Solution



Push Dimming Solution

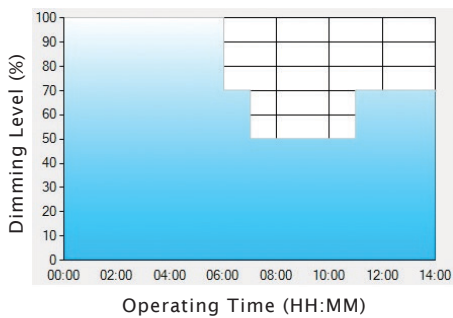


Smart Timer Dimming

Smart Timer Dimming Function

MEAN WELL Smart timer dimming primarily provides the adaptive proportion dimming profile for the output constant current level to perform up to 14 consecutive hours. 3 dimming profiles hereunder are defined accounting for the most frequently seen applications. If other options may be needed, please contact MEAN WELL for details.

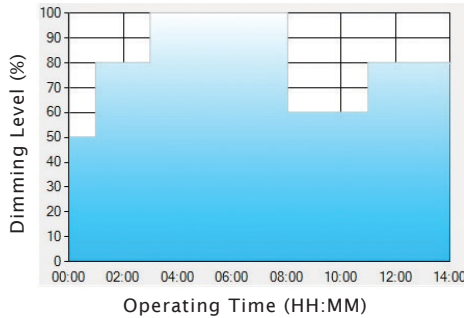
Ex : D01-Type: the profile recommended for residential lighting



Set up for D01-Type in Smart timer dimming software program

	T1	T2	T3	T4
TIME**	06:00	07:00	11:00	---
LEVEL**	100%	70%	50%	70%

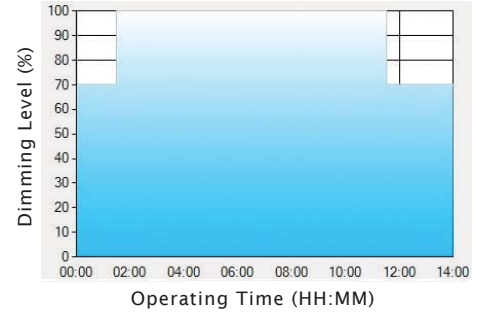
Ex : D02-Type: the profile recommended for street lighting



Set up for D02-Type in Smart timer dimming software program

	T1	T2	T3	T4	T5
TIME**	01:00	03:00	08:00	11:00	---
LEVEL**	50%	80%	100%	60%	80%

Ex : D03-Type: the profile recommended for tunnel lighting



Set up for D03-Type in Smart timer dimming software program

	T1	T2	T3
TIME**	01:30	11:00	---
LEVEL**	70%	100%	70%

** : TIME matches Operating Time in the diagram whereas LEVEL matches Dimming Level.

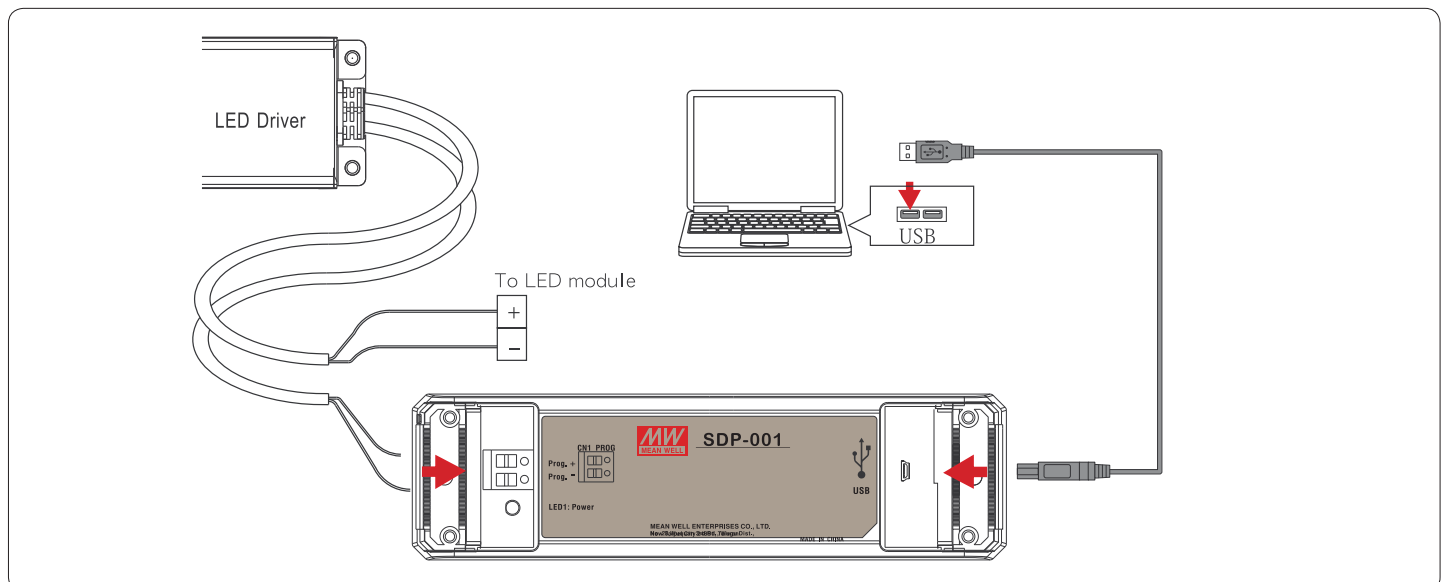
SDP-001

Smart Timer Dimming Programmer




SDP-001 is a programmer, particularly for MEAN WELL's Smart Timer Dimming Tool for LED lighting dimming function, reading or writing various parameters designated by users.

- Simple connection and configuration
- Push terminal and mini-USB port
- No need of battery or AC power



DLP-04/WPD-06

DLP-04



DALI Bus Power Supply

- Compact size with 2SU(35mm) width(type R)
- Universal AC input / Full range
- Withstand 300VAC surge input for 5 seconds
- Isolation class II
- No load power consumption <0.5W(type L)
- Protections: Short circuit / Over voltage
- Cooling by free air convection
- 3 color LED for status indicator (type R)
- Installed on DIN rail TS-35/7.5 or 15(type R)
- 3 years warranty

Model No.	DLP-04L	DLP-04R
Rated DC voltage	16V	
Rated current	240mA (max.)	
Input voltage range	90~264VAC ; 120~370VDC	
Rated power	3.84W	
Working temperature	-20~+60°C (refer to output derating curve)	
Safety standards	EN61347-2-11, EAC TP TC 004 approved	
DALI standards	Compliance to IEC62386-101	
EMC emission	Compliance to En55015, EN61547, EN61000-3-2,-3, EAC TP TC 020	
Dimension(mm)	145x 38x 22(LxWxH)	35x 90x 54.5 (WxHxD)

WPD-06/WPD-06SWT



Wireless DC Multi-channel PWM Dimmer Kit

- **EnOcean compliant products**, up to 30 meters wireless distance
- Operating frequency 868MHz (other frequency for outside EU available on request)
- WPD-06 (PWM dimmer):
 - 6 protected channels, independent dimming control on each channel
 - Up to 128 wireless batteryless switches connected possible
 - Built-in 3 wire push dimming function ports
 - Suitable for constant voltage lighting application, Possible for constant current lighting application
 - Multiple dimmer application via CANBus (optional)
 - Conformal coating for highly humid environment
- WPD-06SWT (switch transmitter):
 - Batteryless switch with cycles >50000 times
 - Maintenance free
- **5 years warranty**

Model No.	WPD-06	WPD-06SWT
Input voltage range	10-32VDC SELV	---
Rated output current	4.5A each channel, 27A for the entire module	---
Rated output power	324W (input: 12V); 648W (input: 24V)	---
Output dimming range	1 to 100%; Switching frequency: 125Hz	---
DC input current	27A	---
Input standby power	1.2W (Typ.)	---
Overload protection	150% rated output power for 300ms max.	---
	Electronic shut down rated at 5A. Restart by switching on again the output of channel	---
Over voltage protection	Transient protection starting at 33V	---
Transmission power	---	10mW max.
Working temperature	-40~+60°C	-25~+65°C
Input / Output terminal	Clamping spring disconnectable terminal for solid or stranded copper conductors 0.25 to 2.5mm ²	---

KDA-64/KAA series

KDA-64

KNX to DALI Gateway



- KNX proof gateway
- Easy configuration & installation
- Cost effective solution for smart building
- Connect up to 64 DALI ECGs/Drivers
- Built-in DALI power supply
- LCD 2x12 display
- Lighting control via the button
- Lighting control via the integrated web server
- Up to 16 DALI lighting groups setting
- Up to 16 DALI scenes setting
- 3 years warranty

Model No.	Input signal	Output signal	Additional communication
KDA-64	KNX	DALI	Ethernet

Model No.	KDA-64
AC input voltage range	100~240VAC ; 142~339VDC
Power consumption	7W(Typ.)
Input KNX bus	Standard KNX connector
Output DALI bus voltage	Built-in single DALI voltage 16-20VDC
Output DALI bus rated current	250mA
Ethernet communication port	100MB/s via RJ45 connector
DALI standard	IEC60926 EN62386-103 DALI controller
Working temperature	-5~+45°C
Dimension (LxWxH)(mm)	86x 72x 55

KAA-4R4V/KAA-8R

KNX Actuator / LED Dimmer



- Dimming and switching LED driver and conventional electronic ballast(for KAA-4R4V)
- Linear or logarithmic dimming curve programmable via ETS software(for KAA-4R4V)
- 8 channel actuator in a compact size(for KAA-8R)
- For AX,C-load, capacitive & inductive of loads (for KAA-8R)
- Manual control via Push button
- Programmable various time and scene function
- 3 years warranty

Model No.	KAA-4R4V-10	KAA-8R	KAA-8R-10
KNX Bus voltage	21~31V		
Current consumption	<11mA	<6mA	
Power consumption	<250mW	<180mW	
Voltage range	0-10V	---	
NO. of control output	4	---	
MAX. current per output	50mA	---	
Nr. of relay	4	8	
Independent & potential-free per relay	Yes	---	
Ohmic load/Capacitive load	10A/220μF	16A/220μF	10A/220μF
MAX. inrush current	400A(max. 200μs),80A(max. 20ms)	800A(max. 200μs),165A(max.20ms)	400A(max. 200μs),80A(max. 20ms)
Safety standards	EN50491-3, EN60669-1, EN60669-2-1, EN60669-2-5		
EMC emission	EN50491-5-1,-2,-3, EN50090-2-2, EN60669-2-1, EN60669-2-5, EN63044-5-1,-2,-3		
Dimension(WxHxD)(mm)	72x 90x 57		

Comparison Chart

▶ PFC

Family		AC Input Range (VAC)	Potted	C.C./C.P./C.V. (Note 1)	IP	Dimming (Note 2)	Vo / Io Adj	Warranty (years)	Remark	
Series Name	Type									
XLG-25/50/75/100/150/200/240	Blank/A	100-305	✓	C.P.	67	3 in 1	Io	5		
	AB									
HLG-40H / 60H / 80H / 100H / 120H / 150H / 185H / 240H / 320H / 480H / 600H	A	90~305	✓	C.V.+C.C.	65	3 in 1	✓	7		
	B/AB									
	C (240W/320W only)				67	Timer	✓			
	Blank (40~320W)									
	D (option, 40~480W)									
	D2 (option, 480W only)									
HLG-60H-C / 80H-C / 120H-C / 185H-C / 240H-C / 320H-C / 480H-C	A	90~305	✓	C.C.	65	3 in 1	Io	7		
	B/AB									
	D (70~200W)				67	Timer	✓			
	D2 (option, 250~480W)									
	DA (option, 320W only)									
ELG-75 / 100 / 150 / 200 / 240	A	100~305	✓	C.V.+C.C.	65	3 in 1	✓	5		
	B/AB									
	Blank				67	Smart Timer	✓			
	D2									
	DA									
	BE (150W only)									
ELG-300		100~305	✓	C.V.+C.C.	67		Io	5		
ELG-50-C / 75-C / 100-C / 150-C / 200-C / 240-C ELGT-150 / ELGC-300	A	100~305	✓	C.C.	65	3 in 1	Io	5		
	B/AB									
	Blank (ELGC-300 except)				67	Smart Timer	✓			
	D2									
	DA									
	BE (ELG-150-C only)									
	AB (ELGC-300 only)			C.P. (ELGC-300 only)	3 in 1	Io	5			
XBG-100/160/240	A	90~305	✓	C.P.	67	3 in 1	Io	5		
	AB									
HBG	60	90~295	✓(half)	C.C.				5	1. Circular shape 2. Metal case (Plastic case for HBG-60)	
	100	A/AB	90~305	✓	C.C.	65	3 in 1			Io
		B								
		Blank				67	DALI			✓
		DA								
	160 / 200 / 240	A/AB	90~305	✓	C.V.+C.C.	65	3 in 1			Io
		B								
		AB (200W only)				67	3 in 1			Io
		Blank								
	DA	3 in 1	Io							
	60P	90~295			C.C.					Io
	100P	A	90~305	✓	C.C.	67	3 in 1			Io
		B								
		DA								
160P / 240P	A	90~305	✓	C.V.+C.C.	67	3 in 1	Io			
	B									
	DA (160W only)									
HBGC-300	A	90~305	✓	C.P.	67	3 in 1	Io	5	Circular shape	
	AB									
	DA									

Comparison Chart

Family		AC Input Range (VAC)	Potted	C.C./C.P./C.V. (Note 1)	IP	Dimming (Note 2)	Vo / Io Adj	Warranty (years)	Remark
Series Name	Type								
HVG(C)-65 / 100 / 150 / 240 / 320 / 480 / 650/1000	A	180~528	✓	HVG : C.V.+C.C. HVGC :C.C. HVG-480/650 /1000:C.P.	65	3 in 1	HVG: ✓ HVGC:Io	5	HVG-650/1000 AB-Type IP:67
	B								
	AB								
	D (option, 65~150W)								
	D2 (option, 240~1000W)								
	DA (480W, 650W)								
	DA2(1000W only)								
FDL-65		180~295	✓	C.C.	65		Io	3	
FDLC-80 / 100		180~295	✓	C.P.	65		Io	3	
FDHC-100		180~295	✓	C.P.	67			3	
SLD-50/80		110~305		C.V.+C.C			Io(56V)	3	
LDC-35 / 55 / 80	B	180~264		C.P.		3 in 1	Io Adj	5	1. CP mode 2. Flirker free
	Blank								
	DA					DALI / Push Dim			
HLN-40H / 60H / 80H	A	90~305	✓ (60W/80W half)	C.V.+C.C.	64	3 in 1	✓	3	
	B								
LPF-16 □ / 25 □ / 40 □ / 60 □ / 90 □ / LPFH-60 □	D	90~305	✓	Blank Type : C.V.+C.C. D-Type : C.C.	67 (16W option)	3 in 1		5	
	Blank								
NPF-40□ / 60□ / 90□ / 120□	D	90~305	✓	Blank Type : C.V.+C.C. D-Type : C.C.	67	3 in 1		5	
	Blank								
PWM-40 / 60 / 90 / 120	40/60/90/120	90~305	✓	C.V.	67	3 in 1		5	PWM output
	60/90/120					DALI			
IDLV-25 / 45 / 65	A	25W/45W: 90~295 65W: 180~295		C.V.	20	2 in 1		3	1. PWM output 2. Terminal block
	Blank								
IDLC-25 / 45 / 65	A/Blank	25W/45W: 90~295 65W: 180~295		C.C.	20	2 in 1			1. Flicker free 2. Terminal block
	DA (45~65W)					DALI			
ODLV-45/65	A	180~295		C.V.	67	2 in 1			PWM output
	Blank					2 in 1 & Auxiliary DC			
ODLC-45/65	A/Blank	90~295		C.C.	67	2 in 1		3	Flicker free
	DA					DALI			
OWA- 90 / 120		90~264 (OWA-120E: 180~264)	✓	C.C.+C.V.	67*			5	External type
PLN-100		90~295		C.C.+C.V.	64		✓	2	
PLN-30 / 45 / 60		90~295		C.C.	64		✓	2	
PLN-20		90~277		C.C.	64		Io	2	
PLC-100		90~264		C.V.+C.C.			✓	2	Terminal block I/O
PLC-30 / 45 / 60		90~264		C.C.			✓	2	Terminal block I/O
PCD-16 / 25 / 40 / 60		A: 90~135 B: 180~295	✓ (16W/25W/ 60W half)	C.C.	42	AC Phase-Cut		3	

Comparison Chart

Family		AC Input Range (VAC)	Potted	C.C./C.P./C.V. (Note 1)	IP	Dimming (Note 2)	Vo / Io Adj	Warranty (years)	Remark
Series Name	Type								
PLD-16 / 25 / 40 / 60		16W/40W/60W: A: 90~135 B: 180~295	✓ (16W/25W/ 60W half)	C.C.	42			3	
		25W: 90~295							
GSC18 / 25 / 40		90~277	(40W half)	C.C.	40			3	External type
PLM-12 / 25 / 40		110~295		C.C.	30			2	Terminal block
PLM-12E / 25E / 40E		180~295							
LCM-25 / 40 / 60 (EO)		25W: 180~277 40W/60W: 180~295		C.C.	20	3 in 1		3	1. Io level selectable in one power unit 2. Terminal block
LCM-25DA / 40DA / 60DA						DALI & Push DIM			
LCM-25/40/ 60-KN						KNX/EIB			
LCM-40U / 60U (EO)						3 in 1			
LCM-40UDA / 60UDA		90~132				DALI & Push DIM			
IDPV-25 / 45 / 65	A/Blank	25W/45W: 90~295 65W: 180~295		C.V.			2 in 1	3	1. PCB type 2. Terminal block
IDPC-25 / 45 / 65	A/Blank	25W/45W: 90~295 65W: 180~295		C.C.			2 in 1	3	1. PCB type 2. Flicker free 3. Terminal block
	DALI						DALI		
PLP-30 / 45 / 60		90~264		C.C.			Io	2	PCB type
HLP-40H / 60H / 80H		90~305		C.C.		3 in 1	✓	3	PCB type
ERPF-400		90~264	half	C.V.			Vo	3	

▶ Non-PFC

Family		AC Input Range (VAC)	Potted	C.C. or C.V. (Note 1)	IP	Max. Eff.	Warranty (years)	Remark
Series Name	Type							
APV-8 / 12 / 16 / 25 / 35		90~264	✓ (16W/35W half)	C.V.	42	85%	2	
APC-8 / 12 / 16 / 25 / 35		90~264	✓ (16W/35W half)	C.C.	42	84%	2	
APV-8E / 12E / 16E		180~264	✓ (16W half)	C.V.	42	83%	2	
APC-8E / 12E / 16E		180~264	✓ (16W half)	C.C.	42	83%	2	
LPL-18 / LPH-18 LPV-20 / 35 / 60 / 100 / 150 LPVL-150		LPL: 90~132 LPH: 180~264 LPV-20~100: 90~264 LPV-150: 180~305 LPVL-150: 90~132	✓	C.V.	67	90%	2	
LPLC-18 / LPHC-18 LPC-20 / 35 / 60 / 100 / 150		LPLC: 90~132 LPHC: 180~264 LPC-20~100: 90~264 LPC-150: 180~305	✓	C.C.	67	90%	2	
OWA-60		90~264	✓	C.V.+C.C.	67*	91%	5	External type
ERP -200/350		180~264	half	C.V.		90%	3	

Note 1 C.V. represents Constant Voltage Mode Output, whereas C.C. represents Constant Current Mode Output; C.P. represents constant power mode output. For C.V.+C.C., C.C., and C.V. operations, please refer to Application Q&A section on MEAN WELL LED website. (The C.C. only LED power supplies are suitable for directly driving LED modules, but not suitable for connecting with additional DC-DC LED drivers.)

Note 2 3 in 1 dimming: 1~10Vdc (or 0~10Vdc), PWM signal, or resistance.

2 in 1 dimming: 1~10Vdc (or 0~10Vdc), PWM signal.

DALI: DALI control technology

For Timer Dimming and Smart Timer Dimming function, please contact MEAN WELL for details.

Note 3 * IP67 design for power body

Certification Chart

► Metal Case

● : Certified for whole series ; ▲ : Certified for assigned models

Standard Series	Class 2 power unit	UL8750 (type "HL")	UL62368-1 EN62368-1	UL879	EN61347-1, EN61347-2-13	PSE J61347-1, J61347-2-13	EN55015	EN61000-3-2 Class □	EN55032 Class □	CE	CB	CCC (Note 1)
XLG-25/50	●	●HL			●	●	●	C		●	●	●
XLG-75/100	●	●HL		12V/24V	●	●	●	C		●	●	●
XLG-150/200/240		●HL		12V/24V(150W)	●	●	●	C		●	●	●
ELG-75/100	●	●HL			●		●	C		●	●	●
ELG-150/200/240		●HL			●		●	C		●	●	●
ELG-300		●HL			●		●	C		●	●	●
ELG-75-C		●HL			●		●	C		●	●	●
ELG-100-C		●HL			●		●	C		●	●	●
ELG-150-C		●HL			●		●	C		●	●	●
ELG-200-C		●HL			●		●	C		●	●	●
ELG-240-C		●HL			●		●	C		●	●	●
ELGC-300		●HL			●		●	C		●	●	●
HLG-40H/60H	●	●HL			●	●	●	C		●	●	●
HLG-80H	●	▲HL			●	●	●	C		●	●	●
HLG-100H	●	●HL			●	●	●	C	B	●	●	●
HLG-120H/150H		●HL			●	●	●	C	B	●	●	●
HLG-185H		●HL			●	●	●	C	B	●	●	●
HLG-240H/320H		●HL			●	▲	●	C	B	●	●	●
HLG-480H		●HL			●		●	C	B	●	●	●
HLG-600H		●HL			●	●	●	C	B	●	●	●
HLG-60H-C		●			●	●	●	C		●	●	●
HLG-80H-C		●			●	●	●	C		●	●	●
HLG-120H-C		●			●	●	●	C		●	●	●
HLG-185H-C		●			●	●	●	C		●	●	●
HLG-240H-C		●HL			●		●	C		●	●	●
HLG-320H-C		●HL			●		●	C		●	●	●
HLG-480H-C		●HL			●		●	C		●	●	●
HVG-65	●	●					●	C				
HVG-100	●	●HL					●	C				
HVG-150		●HL					●	C				
HVG-240		●HL										
HVG-320		●HL										
HVG-480		●HL										
HVGC-65		●			●		●	C		●	●	
HVGC-100		●			●		●	C		●	●	
HVGC-150		●HL			●		●	C		●	●	
HVGC-240		●HL			●		●	C		●	●	
HVGC-320		●HL			●		●	C		●	●	
HVGC-480		●HL			●		●	C		●	●	
HVGC-650		●HL			●		●	C		●	●	
HVGC-1000		●HL			●		●	C		●	●	
XBG-100/160/240		●HL			●		●	C		●	●	●

Note1: CCC models are offered as optional models.

Certification Chart

▶ Metal Case

● : Certified for whole series ; ▲ : Certified for assigned models

Standard	Class 2 power unit	UL8750 (type"HL")	UL62368-1	UL879	EN61347-1, EN61347-2-13	PSE J61347-1, J61347-2-13	EN55015	EN61000-3-2 Class □	EN55032 Class □	CE	CB	CCC (Note 2)
HBG-100/160(DA)		●HL			●		●	C		●	●	●
HBG-200(DA)		●HL			●		●	C		●	●	●
HBG-240(DA)		●			●		●	C		●	●	●
HBGC-300		●HL			●		●	C		●	●	●
FDL-65							●	C		●		●
FDLC-80/100					●		●	C				●
FDHC-100					●		●	C		●	●	●
LDC-35/55/80(DA)		●			●		●	C		●	●	●
ERP-200/350											●	●
ERPF-400									A	●	●	●

Note 2 : CCC models for HBG-100/160/240 are offered as optional models; CCC models for LDC-35/55/80(DA), except for LDC-55-DA2

Note : CQC models for ERP-200/350

HL : Type HL LED Driver for use in Class I, Division 2 hazardous location luminaires.

▶ Plastic Case & PCB Type

■ : GS Mark ; ● : Certified for whole series ; ▲ : Certified for assigned models

Standard	Class 2 power unit	UL8750 (type"HL")	UL62368-1	UL879	EN61347-1, EN61347-2-13	PSE J61347-1, J61347-2-13	EN55015	EN61000-3-2 Class □	EN55032 Class □	CE	CB	CCC (Note 3)
APV-8		●					●	A		●		●
APV-12/16	●	●			●		●	A		●	●	●
APV-25/35	●	●						A	B	●		
APC-8		●					●	A		●		●
APC-12/16	●	●					●	A		●		●
APC-25/35	▲	▲						A	B	●		
APV-8E/12E/16E					●		●	A		●	●	
APC-8E/12E/16E					●		●	A		●	●	
GSC18/25/40 (B/E)					■●		●	C		●	●	▲ B type
HBG-60 (P)	●	●			●		●	C		●	●	●
HBG-100P/160P/240P		●			●		●	C		●	●	●
HLN-40/60/80H	●	●			●	●	●	C		●	●	●
HLP-40H/60H/80H	●	●			●		●	C		●	●	●
SLD-50/80	●	●HL			●		●	C		●	●	●
LCM-25/40/60(DA)(EO)		●			●		●	C		●	●	●
LCM-40U/60U(DA)(EO)		●										
LCM-25/40/60-KN					●		●	C		●	●	
IDLV-25(A)/45(A)/65(A)	●	●			●		●	C		●	●	●
IDLC-25(A)/45(A)/65(A)		●			●		●	C		●	●	●
IDPV-25(A)/45(A)/65(A)	●	●			●		●	C		●	●	●
IDPC-25(A)/45(A)/65(A)		●			●		●	C		●	●	●
ODLV-45(A)/65(A)		●			●		●	C		●	●	●
ODLC-45(A)/65(A)		●			●		●	C		●	●	●
ODLC-45-DA/65-DA		●			●		●	C		●	●	●

Note 3 : CCC models for AP and HLN series are offered as optional models.

Certification Chart

Plastic Case & PCB Type

● : Certified for whole series ; ▲ : Certified for assigned models

Standard	Class 2 power unit	UL8750 (type "HL")	UL62368-1	UL879	EN61347-1, EN61347-2-13	PSE J61347-1, J61347-2-13	EN55015	EN61000-3-2 Class	EN55032 Class	CE	CB	CCC (Note 4)
LPL-18	●							A	B	●		
LPH-18	●							A	B	●	●	
LPV-20	●			●				A	B	●		
LPV-35	●							A	B	●	●	
LPV-60	▲			▲				A	B	●	●	
LPV-100		●		●				A	B	●		
LPV-150		●		●				A	B	●		
LPVL-150		●		●				A	B			
LPHC-18								A	A	●		
LPC-20	●			●				A	B	●		
LPC-35	●							A	B	●		
LPC-60	●							A	B	●	●	
LPC-100								A	B	●		
LPC-150								A	B	●		
LPF-16(D)/25(D)	●	●			●	●	●	C		●	●	●
LPF-40(D)/60(D)	●	●			●	●	●	C		●	●	●
LPF-90(D)	●	●HL			●	●	●	C		●	●	●
LPFH-60(D)	●	●HL								●	●	
NPF-40(D)	●	●HL			●		●	C		●	●	●
NPF-60(D)	●	●HL			●		●	C		●	●	●
NPF-90(D)	▲	●			●		●	C	B	●	●	●
NPF-120(D)		●HL			●		●	C		●	●	●
OWA-60E								A	B	●	●	
OWA-60U	●	●										
OWA-90E										●		
OWA-90U	▲	●										
OWA-120E										●	●	
OWA-120U		●										
PCD-16 (A/B)	●	●			▲ B type		▲ B type	C		▲ B type	●	●
PCD-25 (A/B)	●	●			▲ B type		▲ B type	C		▲ B type	●	●
PCD-40					●		●	C		●	●	●
PCD-60					●		●	C		●	●	
PLC-30	●				●	●	●	C		●	●	●
PLC-45/60/100	●				●	●	●	C	B	●	●	●
PLD-16 (A/B)	●	●			▲ B type		▲ B type	C		▲ B type	●	●
PLD-25	●	●			●		●	C		●	●	●
PLD-40					●		●	C		●	●	●
PLD-60					●		●	C		●	●	●
PLM-12(E)	▲Blank	▲Blank			●		●	C		●	●	●
PLM-25(E)	▲	▲Blank			●		●	C		●	●	●
PLM-40(E)		▲Blank			●		●	C		●	●	●
PLN-20	●	●			●	●	●	C		●	●	●
PLN-30	●			●	●	●	●	C		●	●	●
PLN-45	●	●		●	●	●	●	C		●	●	●
PLN-60	●	●		●	●	●	●	C	B	●	●	●
PLN-100	●	●		●	●	●	●	C	B	●	●	●
PLP-30/45/60	●	●			●		●	C		●	●	●
PWM-40	●	●HL			●		●	C		●	●	●
PWM-60	●	●HL			●		●	C		●	●	●
PWM-90	▲	●			●		●	C		●	●	●
PWM-120		●HL			●		●	C		●	●	●

Note 4 : Except for PLC, PLM-E and PLP series that the standard models are certified for CCC, CCC models are offered as optional models.
HL: Type HL LED Driver for use in Class I, Division 2 hazardous location luminaires.

Solutions

With more than 30 years experience, MEAN WELL, the leading brand of the power supply and LED driver, officially launches five solution websites, including LED lighting, LED display, Medical power, KNX smart building, and System power supply. Through these five websites, we hope to share our years of experience and knowledge of power supplies with you.

In each solution website, a comprehensive content was offered, covering from basic model recommendations to the thorough solutions offer for each application. If you are looking for those five related solutions, come and visit our website for answers! We hope our website can be another helpful resource for your next design.



Choose the right
PSU & LED Drivers
to Create A
Brand New Experience
for Customers



- Outdoor Lighting
- Indoor Lighting
- High Bay Lighting
- Horticulture Lighting
- Specific Lighting



- Indoor Full Color
- Outdoor Full Color
- Fine Pitch
- Rental



- Diagnostic Imaging System
- Analysis and Laboratory
- Home Healthcare
- Rehabilitation and Assistive Device



- Indoor Lighting Control
- Heating System Control
- Blinder System Control
- Total Power Solution




- Industrial Application
- Lighting Application
- Charging Application
- ICT Application



Media Kit

MEAN WELL E-news

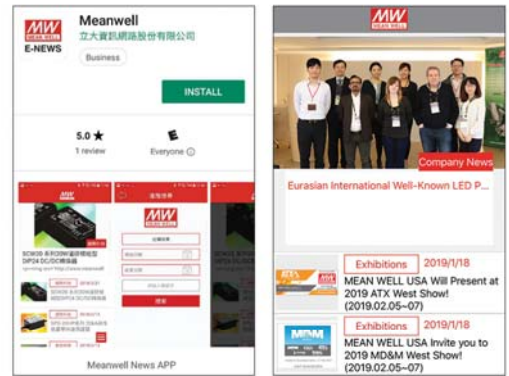
Find the "SUBSCRIBE" at the footer of MEAN WELL website. Fill in the E-News Subscribe Form, and last click the "SUBSCRIBE". Then, our confirmation e-mail will be sent to you.



MEAN WELL NEWS APP



Install MEAN WELL NEWS APP, and you won't miss our latest news.



Social Media

01




01 YouTube

- Scan the QR code
- Press "SUBSCRIBE" button
- Turn on the bell. So you won't miss any videos.



02



02 LinkedIn

- Scan the QR code
- Navigate into MEAN WELL page and "Following" us.



03

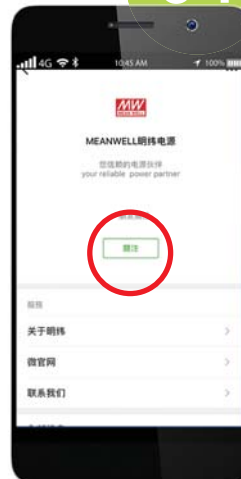


03 Facebook

- Scan the QR code
- Find the icon [three dots] and choose "FOLLOW"
- Don't forget to "Like" us.



04



04 WeChat

- Search official account "MEAN WELL" in WeChat APP
- Click the "FOLLOW" button



05



05 YouKu

- Scan the QR code
- Press the "SUBSCRIBE" button on the top



Selection Guide

LED Driver Selection Method

STEP 1 Confirm the forward current and voltage required by the luminaires

Confirm the LED lumen required and the suitable LED (chip) brand. Then, choose the fitting LED drivers based on the forward current and forward Voltage (Vf) of the specification.

STEP 2 Confirm the application and function of the luminaires (driver)

After acquiring the forward current and forward voltage of the LED specifications, choosing the driver models according to the application and design of the luminaire, such as indoor/ outdoor application/ PFC / waterproof protection /dimming function/ input voltage range /safety regulations... etc.

STEP 3 Choose the suitable LED drivers from MEAN WELL website

Confirm all the required functions. Through "Quick Search" of MEAN WELL website, choose the appropriate LED drivers via the options provided.

STEP 4 Confirm the specifications of the LED drivers

When finding the suitable products through " Quick search", please refer to the product specification to confirm the voltage range and current of the driver and the related electrical features: dimming functions / waterproof function / operating temperature/warranty and other requirements. Furthermore, it is recommended that the lowest usage range of the chosen LED driver voltage is at least 2V higher than the actual application Vf voltage to avoid the LED light flashing due to the situation that Vf decreases when operating. In addition, when selecting the driver, add 20% wattage of the actual lamp to reduce the quality problems caused by the long-term operation and the high ambient temperature.

STEP 5 Contact MEAN WELL sales or distributors

After confirming the specifications of the product; however, unable to choose suitable products, please feel free to contact MEAN WELL sales or distributors through website Sales Inquiry to make an inquiry, including if the selection is appropriate/ samples can be purchased...etc. Moreover, if you have purchased a sample, please test the electrical features and temperature of the drivers with the luminaire to ensure that luminaires have the best heat dissipation convection / optical design and correct electrical features.

LDHV-60 Series

High Voltage DC input DC-DC LED driver

- DC/DC step-down converter
- Constant current output: 700mA to 2100mA
- Wide input voltage: 100 ~ 420VDC
- Cooling by free air convection
- Fully encapsulated with IP67 level for pin and wire style
- Built-in 3 in 1 dimming function(dim-to-off)
- Compact size
- Suitable for DC source illumination luminaire
- Protections:
Short circuit / Over temperature
- 3 years warranty

Coming Soon



LDDS-H Series

Slim and linear DC input DC-DC LED driver

- Constant current led driver
- High efficiency up to 95%
- Wide input and output voltage range
- Input voltage up to 52v
- Analogue dimming control
- Protections:
Short circuit / Over temperature
- 3 years warranty

Coming Soon





Taiwan

明緯企業股份有限公司(總部)
MEAN WELL ENTERPRISES CO., LTD. (Headquarters)
24891 新北市五股區五權三路28號
No.28, Wuquan 3rd Rd., Wugu Dist.,
New Taipei City 24891, Taiwan (R.O.C.)
統一編號 : 34491075
Tel : +886-2-2299-6100(rep.)
Fax: +886-2-2299-6200(rep.) +886-2-2298-0818(sales)
E-mail:info@meanwell.com www.meanwell.com

China

明緯(廣州)電子有限公司
MEAN WELL (GUANGZHOU) ELECTRONICS CO., LTD.
廣州市花都區花東鎮金谷南路11號
No.11, Jingu South Road, Huadong Town,
Huadu District, Guangzhou, Guangdong, China
Tel : +86-20-3773-7100 / 400-800-3608(sales)
+86-10-5200-1817(Beijing Office)
+86-755-2359-1630(Shengzhen Office)
廣州市天河區東圃鎮黃村粵安工業園A棟2樓
2F, A Building, Yuean Industry Park, Huangcun,
Dongpu Town, Tianhe District, Guangzhou, China
Post Code: 510660
Tel : +86-20-2887-1200(rep.)
Fax: +86-20-8201-0507
E-mail:info@meanwell.com.cn
www.meanwell.com.cn

蘇州明緯科技有限公司
SUZHOU MEAN WELL TECHNOLOGY CO., LTD.
江蘇省蘇州市相城區黃埭鎮潘陽工業園東橋健民路77號
No.77, Jian-Min Rd. Dong-Qiao, Pan-Yang Ind. Park,
Huang-Dai Town, Xiang-Cheng District,
Suzhou, Jiang-Su, China
Post Code: 215152
Tel : +86-512-6508-8600
Fax: +86-512-6508-8700
E-mail:info@meanwell.cc
www.meanwell.cc

U.S.A.

MEAN WELL USA, INC.
44030 Fremont Blvd., Fremont,
CA 94538, U.S.A.
Tel : +1-510-683-8886
Fax: +1-510-683-8899
E-mail:info@meanwellusa.com
www.meanwellusa.com

Europe

MEAN WELL EUROPE B.V.
Langs de Werf 8,1185XT Amstelveen,
The Netherlands
Tel : +31-20-758-6000
Fax: +31-20-758-6001
E-mail:info@meanwell.eu
www.meanwell.eu

Please Contact Your Local Distributor



This catalog is printed
with soy ink

X-ON Electronics

Largest Supplier of Electrical and Electronic Components

Click to view similar products for [mean well manufacturer](#):

Other Similar products are found below :

[PM-10-15](#) [SPR01M-05](#) [SPR01L-05](#) [SP-240-48](#) [SPU02N-15](#) [PM-20-15](#) [4AMF4-3R0*04N](#) [MDR-100-12](#) [MHB150-48S05](#) [MHB75-24S12](#)
[GC120A48-AD1](#) [GC30U-2P1J](#) [PLC-100-48](#) [PLC-45-20](#) [PLN-100-27](#) [PLN-60-36](#) [PLP-30-12](#) [PLP-45-48](#) [PPQ-1003A](#) [GS18A07-P1J](#)
[GS25A09-P1J](#) [GS25A15-P1J](#) [GSC18B-1050](#) [GSC40B-500](#) [GSC40E-700](#) [GSM36U07-P1J](#) [GSM40B07-P1J](#) [GSM40B48-P1J](#) [GST25B09-P1J](#)
[GST40A12-P1J](#) [HLG-100H-36](#) [HLG-240-12C](#) [HLG-240H-36](#) [HLG-40H-42AB](#) [HLG-600H-20A](#) [HLG-600H-30A](#) [HLG-60H-30AB](#) [HLG-60H-36AB](#) [HLG-80H-15B](#) [HLG-80H-30AB](#) [HLG-80H-42B](#) [HLN-40H-12AB](#) [HLN-40H-24A](#) [HLN-40H-30AB](#) [HLN-80H-48B](#) [DCW05A-05](#) [DCW08C-12](#) [DCW12A-15](#) [RKP-CMU1](#) [DKE10B-15](#)