



■ Features

- SMD package with industry standard pinout
- 2:1 wide input range
- Operating temperature range -40 ~ +90°C
- Comply to EN55032 radiated Class A without additional components
- Protection: Short circuit(continuous)/Over load
- 1.5KVDC I/O isolation
- Optional reel packing
- 3 years warranty

■ Applications

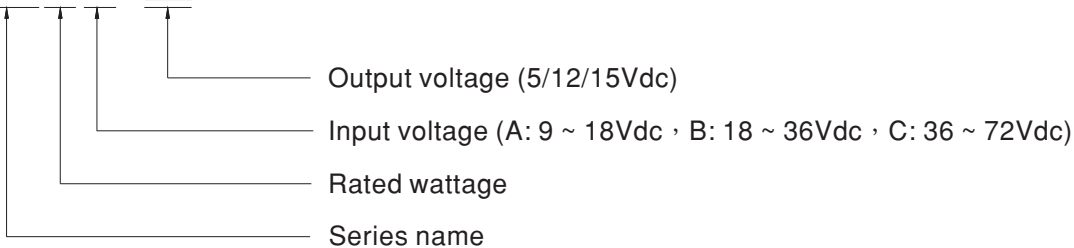
- Telecom/datacom system
- Wireless network
- Industrial control facility
- Instrument
- Analyzer
- Detector
- Data switch

■ Description

SMT01 series is 1W isolated and regulated module type DC-DC converter with SMD package. It features international standard pins, wide working temperature range -40~+90°C, 1.5KVDC I/P-O/P isolation voltage, compliance to EN55032 radiated Class A without additional components, short circuit protection, etc. The models account for different input voltage 9~18V, 18~36V and 36~72V 2:1 wide input range, and various output voltage, 5V/12V/15V for single output which are suitable for all kinds of systems, Such as industrial control, telecommunication field, distributed power architecture, and so on.

■ Model Encoding

SMT01 **A** - **12**



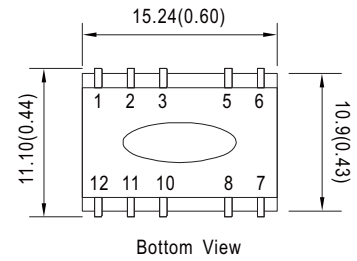
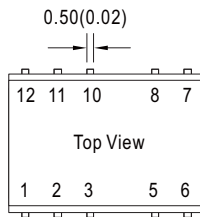
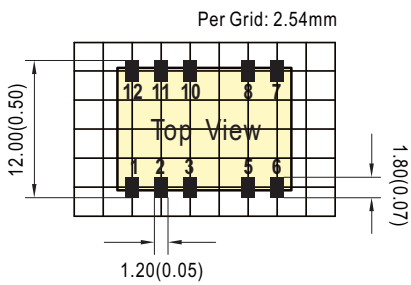
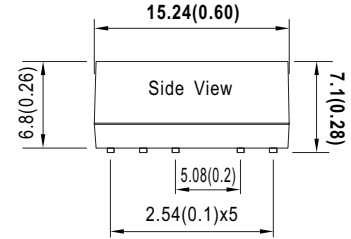
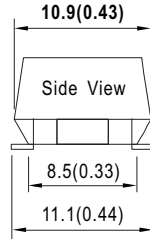
MODEL SELECTION TABLE

ORDER NO.	INPUT			OUTPUT		EFFICIENCY (TYP.)	CAPACITOR LOAD (MAX.)
	INPUT VOLTAGE (RANGE)	INPUT CURRENT		OUTPUT VOLTAGE	OUTPUT CURRENT		
		NO LOAD	FULL LOAD				
SMT01A-05	Normal 12V (9 ~ 18V)	10mA	111mA	5V	20 ~ 200mA	75%	1500 μ F
SMT01A-12		15mA	111mA	12V	8.3 ~ 83mA	75%	470 μ F
SMT01A-15		15mA	111mA	15V	6.7 ~ 67mA	75%	470 μ F
SMT01B-05	Normal 24V (18 ~ 36V)	10mA	56mA	5V	20 ~ 200mA	75%	1500 μ F
SMT01B-12		12mA	56mA	12V	8.3 ~ 83mA	75%	470 μ F
SMT01B-15		13mA	56mA	15V	6.7 ~ 67mA	75%	470 μ F
SMT01C-05	Normal 48V (36 ~ 72V)	5mA	28mA	5V	20 ~ 200mA	75%	1500 μ F
SMT01C-12		5mA	28mA	12V	8.3 ~ 83mA	75%	470 μ F
SMT01C-15		6mA	28mA	15V	6.7 ~ 67mA	75%	470 μ F

SPECIFICATION				
INPUT	VOLTAGE RANGE	A: 9 ~ 18Vdc B: 18 ~ 36Vdc C: 36 ~ 72Vdc		
	FILTER	Internal capacitor		
	PROTECTION	Fuse recommended. 12Vin models: 300mA Slow-Blow Type 24Vin models: 150mA Slow-Blow Type 48Vin models: 100mA Slow-Blow Type		
	INTERNAL POWER DISSIPATION	500mW		
OUTPUT	VOLTAGE ACCURACY	±2.0%		
	RATED POWER	1W		
	RIPPLE & NOISE Note.2	100mVp-p		
	LINE REGULATION Note.3	±0.5%		
	LOAD REGULATION Note.4	±0.5%		
	SWITCHING FREQUENCY (Typ.)	500KHz		
PROTECTION	OVERLOAD	130 ~ 200% rated output power Protection type : Recovers automatically after fault condition is removed		
	SHORT CIRCUIT	Protection type: Continuous, automatic recovery		
ENVIRONMENT	COOLING	Free-air convection		
	WORKING TEMP.	Standard model: -40 ~ +90°C (Refer to "Derating Curve")		
	CASE TEMPERATURE	+110°C max.		
	WORKING HUMIDITY	20% ~ 90% RH non-condensing		
	STORAGE TEMP., HUMIDITY	-55 ~ +125°C, 10 ~ 95% RH non-condensing		
	TEMP. COEFFICIENT	0.03% / °C (0 ~ 85°C)		
	SOLDERING TEMPERATURE	1.5mm from case of 1 ~ 10sec./240°C max.		
	VIBRATION	10 ~ 500Hz, 2G 10min./1cycle, period for 60min. each along X, Y, Z axes		
SAFETY & EMC (Note.5,6)	SAFETY STANDARDS	EAC TP TC 004 approved		
	WITHSTAND VOLTAGE	I/P-O/P:1.5KVDC		
	ISOLATION RESISTANCE	I/P-O/P:100M Ohms / 500VDC / 25°C / 70% RH		
	ISOLATION CAPACITANCE (Typ.)	80pF		
	EMC EMISSION	Parameter	Standard	Test Level / Note(Note.6)
		Conducted	EN55032(CISPR32)	N/A
		Radiated	EN55032(CISPR32)	Class A
	EMC IMMUNITY	Parameter	Standard	Test Level / Note
		ESD	EN61000-4-2	Level 3, ±8KV air, Level 2, ±4KV contact
		Radiated Susceptibility	EN61000-4-3	Level 2, 3V/m
		EFT/Burest	EN61000-4-4	Level 1, 0.5KV at power, Level 2, 0.5KV at signa
		Surge	EN61000-4-5	Level 2, 0.5KV Line-Line, Level 2, 1KV Line-gro
		Conducted	EN61000-4-6	Level 2, 3V(e.m.f)
Magnetic Field		EN61000-4-8	Level 1, 1A/m	
OTHERS	MTBF	630Khrs min. MIL-HDBK-217F(25°C)		
	DIMENSION (L*W*H)	15.24*10.9*7.1mm (0.6*0.43*0.28 inch)		
	CASE MATERIAL	Non-Conductive black plastic (UL 94V-0 rated)		
	PACKING	1.4g		
NOTE	<p>1.All parameters are specified at normal input(A:12Vdc, B:24Vdc, C:48Vdc), rated load, 25°C 70% RH ambient. 2.Ripple & noise are measured at 20MHz by using a 12" twisted pair terminated with a 0.1µf & 47µf capacitor. 3.Line regulation is measured from low line to high line at rated load. 4.Load regulation is measured from 10% to 100% rated load. 5.The final equipment must be re-confirm that it still meet EMC directives. For guidance on how to perform these EMC tests, please refer to "EMI testing of component power supplies."(as available on http://www.meanwell.com) 6.An external input filter capacitor is required if the module has to meet EN61000-4-4, EN61000-4-5. The filter capacitor Power Mate suggest: 470µF/100V.</p>			

Mechanical Specification

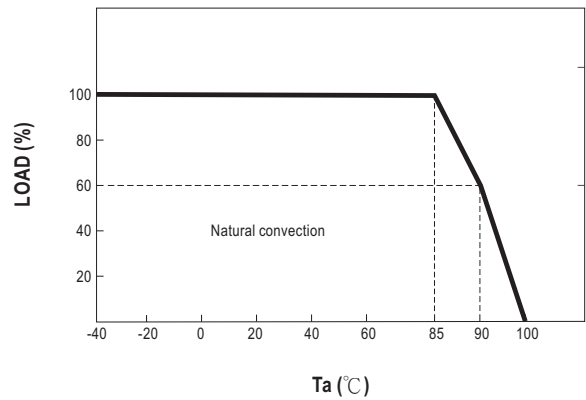
- All dimensions in mm(inch)
- Tolerance: $x.x \pm 0.5\text{mm}$ ($x.xx \pm 0.02''$)
 $x.xx \pm 0.25\text{mm}$ ($x.xxx \pm 0.01''$)
- Pin size is $0.50 \times 0.30\text{mm}$ ($0.02'' \times 0.01''$)
- Pin is Tolerance: $x.xx \pm 0.07\text{mm}$ ($x.xxx \pm 0.003''$)



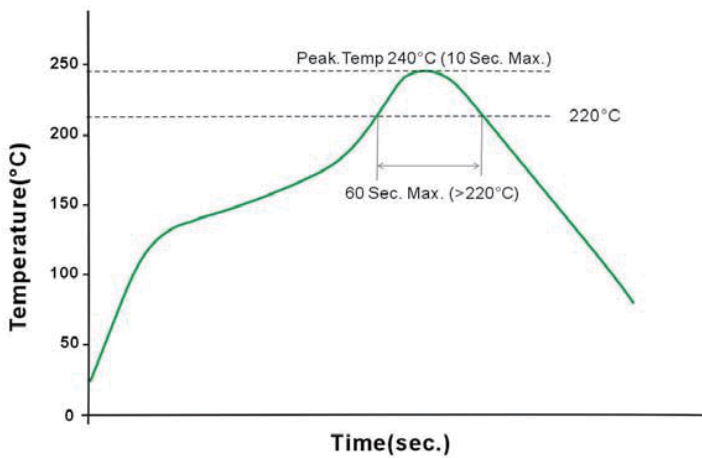
Pin Configuration

Pin No.	Pin-Out
1	-Vin
5	-Vout
6	+Vout
12	+Vin
2,3,7,8,10,11	N.C.

Derating Curve



Reflow Soldering Curve



Remark: The curve applies only to the hot air reflow soldering.

■ Packing

Standard Tube Packing	MPQ Per Tube (PCS)	One Tube G.W.	Max. Q'TY/ Carton(PCS)	One Carton G.W.
<p>Unit : mm</p> <p>TUBE PATTERN</p> <p>CARTON L600 x W230 x H220</p>	32	0.065Kg	3840	8.6Kg
Optional Reel Packing	MPQ Per Reel (PCS)	One Box G.W.	Max. Q'TY/ Carton(PCS)	One Carton G.W.
<p>Unit : mm</p> <p>Reel Width=32</p> <p>INNER BOX L355*W338*H50</p> <p>OUTER CARTON L375*W284*H370</p>	500	1.4Kg	2500	7.8Kg

■ Installation Manual

Please refer to : <http://www.meanwell.com/manual.html>

X-ON Electronics

Largest Supplier of Electrical and Electronic Components

Click to view similar products for [Isolated DC/DC Converters](#) category:

Click to view products by [Mean Well](#) manufacturer:

Other Similar products are found below :

[PSL486-7LR](#) [Q48T30020-NBB0](#) [JAHW100Y1](#) [SPB05C-12](#) [SQ24S15033-PS0S](#) [CE-1003](#) [CE-1004](#) [MAU228](#) [J80-0041NL](#) [DFC15U48D15](#)
[XGS-1205](#) [06322](#) [SPB05B-15](#) [L-DA20](#) [DCG40-5G](#) [XKS-2405](#) [DPA423R](#) [vi-m13-cw-03](#) [VI-L53-CV](#) [24IBX15-50-0ZG](#) [HZZ01204-G](#)
[SPU02L-09](#) [SPU02M-09](#) [SPU02N-09](#) [QUINT4-BUFFER/24DC/40](#) [QUINT4-CAP/24DC/5/4KJ](#) [73-551-5039I](#) [DFC15U48D15G](#) [SEN-6471-](#)
[1EM](#) [AHV2815DF/HBB](#) [MI-LC21-IX](#) [PAH-48/8.5-D48NB1-C](#) [BM3020-7A](#) [QRS2050P025K00](#) [CM2320-9EG](#) [SKMW15F-05](#)
[V300A28H400BF3](#) [TEN 15-1223](#) [TEQ 100-2418WIR](#) [TEQ 160-7218WIR](#) [R05C05TE05S-R](#) [HQA2W085W033V-N07-S](#) [AM1SS-2405SJZ](#)
[AM2DS-1224SJZ](#) [AM2DS-2405DJZ](#) [AM10SBO-4824SNZ-B](#) [AM15E-2405S-NZ](#) [AM2DS-1212SJZ](#) [AM30SBO-4805SNZ-B](#)
[LT8301ES5#WTRPBF](#)