





# Your Reliable Power Partner

## Standard LED Driver Manufacturer





June  
2019



# INDEX

 : Premium series  
 : The best cost-performance series  
 C.P : Constant Power Mode  
 C.C : Constant Current Mode  
 C.V : Constant Voltage Mode

| Plastic Case (Non PFC) |                          |      |
|------------------------|--------------------------|------|
| AP                     | C.V mode                 | 6~8  |
|                        | APV-08/12/16/25/35       |      |
|                        | APV-08E/12E/16E          |      |
|                        | C.C mode                 |      |
|                        | APC-08/12/16/25/35       |      |
| LP                     | APC-08E/12E/16E          | 9~12 |
|                        | C.V mode                 |      |
|                        | LPL-18, LPH-18, LPVL-150 |      |
|                        | LPV-20/35/60/100/150     |      |
|                        | C.C mode                 |      |
| LPHC-18                | 9~12                     |      |
| LPC-20/35/60/100/150   |                          |      |

| Plastic Case (with PFC)   |  |       |
|---|--|-------|
| NPF    | C.V+C.C mode<br>NPF-40/60/90/120(D)                                | 14    |
| LPF  | C.V+C.C mode   | 15~16 |
|   | LPF-16(D)/25(D)/40(D)  |       |
|   | LPF-60(D)/90(D)  |       |
| LPH  | LPFH-60(D)   | 15~16 |
|   |  |       |
| PWM  | CV mode. PWM style output<br>PWM-40/60/90/120<br>PWM-60/90/120 -DA | 17    |
| OWA   | C.V+C.C mode<br>OWA-60/90/120 E/U                                  | 18    |
| ODLV  | CV mode. PWM style output<br>ODLV-45(A)/65(A)                      | 19    |
| ODLC  | C.C mode<br>ODLC-45(A)/65(A)<br>ODLC-45(DA)/65(DA)                 | 20    |
| PLD   | C.C mode<br>PLD-16/25/40/60  | 21    |
| PCD   | C.C mode. AC Phase-cut Dim<br>PCD-16/25/40/60                      | 22    |
| PLN   | C.C mode<br>PLN-20/30/45/60  | 23    |
|   | C.V+C.C mode<br>PLN-100  |       |
| HLN   | C.V+C.C mode<br>HLN-40H/60H/80H                                    | 24    |



|     |                              |    |
|-----|------------------------------|----|
| GSC | C.C mode.<br>GSC18/25/40 B/E | 25 |
|-----|------------------------------|----|

## Plastic Case with Terminal Block (with PFC)


|         |   |       |
|---------|---|-------|
| SLD     | C.V+C.C mode<br>SLD-50/80                           | 27    |
| LDC     | C.P mode<br>LDC-35(DA)/55(DA)/80(DA)                | 28    |
| LCM     | C.C mode  | 29~30 |
|         | LCM-25(DA)/40(DA)/60(DA)                            |       |
|         | LCM-40EO/60EO<br>LCM-40UDA/60UDA<br>LCM-40UEO/60UEO |       |
| LCM-KN  | C.C mode. KNX LED Driver<br>LCM-25/40/60-KN         | 31    |
| IDLV    | C.V mode. PWM style output<br>IDLV-25/45/65(A)      | 32    |
| IDLC    | C.C mode<br>IDLC-25/45/65(A),<br>IDLC-45/65-DA      | 33    |
| PLM(-E) | C.C mode<br>PLM-12/25/40(E)                         | 34~35 |
| PLC     | C.C mode  | 36    |
|         | PLC-30/45/60<br>C.V+C.C mode<br>PLC-100             |       |

## Metal Case (with PFC)

|       |   |       |
|-------|---|-------|
| XLG   | C.P mode                                  | 38~40 |
|       | XLG-25/50/75/100(I)<br>XLG-150/200/240(I) |       |
| ELG   | C.V+C.C mode                              | 41~43 |
|       | ELG-75/100/150/200<br>ELG-240/300         |       |
| ELG-C | C.C mode                                  | 44~46 |
|       | ELG-75/100/150/200-C                      |       |
|       | ELG-240-C<br>ELGT-150-C(class II)         |       |
| ELGC  | C.P mode<br>ELGC-300                      | 46    |

|   |   |       |
|---|---|-------|
| HLG    | C.V+C.C mode  | 48~52 |
|   | HLG-40/60H  |       |
|   | HLG-80/100/120H<br>HLG-150/185/240H<br>HLG-320/480/600H |       |
| HLG-C  | C.C mode  | 53~55 |
|   | HLG-60/80/120H-C  |       |
|   | HLG-185/240H-C<br>HLG-320/480H-C                        |       |
| HVG   | C.V+C.C mode  | 56~58 |
|   | HVG-65/100  |       |
|   | HVG-150/240<br>HVG-320/480                              |       |
| HVGC  | C.C mode  | 59~62 |
|   | HVGC-65/100/150   |       |
|   | HVGC-240/320<br>C.P mode<br>HVGC-480/650<br>HVGC-1000   |       |
| FDL   | C.C mode  | 63    |
|   | FDL-65  |       |
|   | C.P mode<br>FDLC-80/100<br>FDHC-100                     |       |

## Circular Metal Case (with PFC)

|   |  |       |
|---|--|-------|
| XBG   | C.P mode   | 66    |
|   | XBG-100/160/240  |       |
| HBG  | C.C mode   | 67~68 |
|   | HBG-60   |       |
|   | HBG-100(DA)<br>C.V+C.C mode<br>HBG-160(DA)/200(DA)/240(DA) |       |
| HBGC  | C.P mode<br>HBGC-300                                       | 69    |

## Metal Case

|     |  |    |
|-----|--|----|
| ERP | C.V mode<br>ERP-200/350(Non PFC)<br>ERPF-400 | 70 |
|-----|--|----|

# New Products Overview

## PCB Type (with PFC)

|       |   |    |
|-------|---|----|
| HBG-P | C.C mode<br>HBG-60P/100P(DA)<br>C.V+C.C mode<br>HBG-160P(DA)/240P | 72 |
| IDPV  | C.V mode PWM style output<br>IDPV-25(A)/45(A)/65(A)               | 73 |
| IDPC  | C.C mode<br>IDPC-25(A)/45(A)/65(A)<br>IDPC-45(A)/65(A)-DA         | 74 |
| PLP   | C.C mode<br>PLP-30/45/60  | 75 |
| HLP   | C.C mode<br>HLP-40H/60H/80H                                       | 76 |

## DC/DC LED Driver

|                  |   |       |
|------------------|---|-------|
| DC/DC LED Driver | C.C mode<br>LDH-25, LDH-45 (DA)<br>LDD-350~1400H-DA<br>LDD-300~1500L<br>LDD-300~1500H<br>LDB-300~600L | 78-81 |
|------------------|---|-------|

## Accessory & Controller

|  |       |
|--|-------|
| SPD-10-320S, SPD-10S, SPD-20/20HP      | 82    |
| ICL-16R/L Inrush current limiter       |       |
| PIR-045 Motion sensor                  | 83~84 |
| DAP-04(S01) DALI to PWM converter      |       |
| SDP-001 Smart Timer Dimming programmer | 85    |
| DLP-04/ WPD-06/ 06SWT                  | 86    |

## KNX

|                  |    |
|------------------|----|
| KDA-64           | 87 |
| KAA-4R4V/ KAA-8R |    |

|                     |       |
|---------------------|-------|
| Comparison Chart    | 88~90 |
| Certification Chart | 91-93 |
| Solutions           | 94    |
| Media Kit           | 95    |
| Selection Guide     | 96    |

## SLD SERIES

50W / 80W

Plastic Case with Terminal block (PFC)

- Constant Voltage + Constant Current mode output
- Plastic housing with Class II design
- Built-in active PFC function
- Slim and Linear housing Design
- No load power consumption <0.5W

### APPLICATIONS

- LED panel lighting
- LED downlight
- LED decorative lighting
- Linear lighting
- Troffer lighting
- LED Strip



## XLG SERIES

25~240W

Metal Case with PFC

- Constant Power mode at 70~100% operation.
- Wide input range 100-305V AC(Class I).
- Metal case with IP67 for indoor and outdoor applications.
- 3 in 1 dimming function with isolation design.
- Surge protection: 6KV/4KV (10KV/6KV optional)
- India (EESL) version with Input over voltage protection.

### APPLICATIONS

- Skyscraper lighting
- Street lighting
- Floodlight Lighting
- Stage lighting
- Fishing lighting
- Horticulture lighting
- Type HL for use in class I, Division 2



## HVGC SERIES

1000W

Metal Case with PFC

- Wide input range 180 ~ 528VAC
- Constant Power mode output
- Metal housing with Class I design
- Built-in active PFC function
- IP67 design for indoor or outdoor installations
- Design with Auxiliary DC output

### APPLICATIONS

- Stadium lighting
- High-bay lighting
- LED fishing lamp
- LED Horticulture lighting



## XBG SERIES


100/160/240W

Metal Case with PFC

- Constant Power Mode design
- Built-in active PFC function
- Patented metal housing design with IP67
- AC input cable with connector for flexible application
- 5 years warranty

### APPLICATIONS

- LED bay lighting
- LED stage lighting
- LED spot lighting
- Explosion-proof lighting
- Type HL LED driver for class I division 2.





# Quick Selection Map

AC/DC

AC/DC

Plastic Case

NON-PFC

C.V

C.C

PFC

C.C  
or  
C.V+C.C

| Series    | Dimension (Lx Wx H) | Page |
|-----------|---------------------|------|
| APV-8     | 60x 30x 23.5 mm     | 6    |
| APV-12/16 | 77x 40x 29 mm       |      |
| APV-25/35 | 84x 57x 29.5 mm     |      |

| Series      | Dimension (Lx Wx H) | Page |
|-------------|---------------------|------|
| APV-8E      | 60x 30x 23.5 mm     | 8    |
| APV-12E/16E | 77x 40x 29 mm       |      |

| Series         | Dimension (Lx Wx H) | Page |
|----------------|---------------------|------|
| LPL-18, LPH-18 | 140x 30x 22 mm      | 9~10 |
| LPV-20         | 118x 35x 26 mm      |      |
| LPV-35         | 148x 40x 30 mm      |      |
| LPV-60         | 162.5x 42.5x 32 mm  |      |
| LPV-100        | 190x 52x 37 mm      |      |
| LPV-150        | 191x 63x 37.5 mm    |      |
| LPVL-150       | 191x 63x 37.5 mm    |      |



| Series       | Dimension (Lx Wx H) | Page |
|--------------|---------------------|------|
| APC-8(E)     | 60x 30x 23.5 mm     | 7~8  |
| APC-12/16(E) | 77x 40x 29 mm       |      |
| APC-25/35    | 84x 57x 29.5 mm     |      |

| Series  | Dimension (Lx Wx H) | Page  |
|---------|---------------------|-------|
| LPHC-18 | 140x 30x 22 mm      | 11~12 |
| LPC-20  | 118x 35x 26 mm      |       |
| LPC-35  | 148x 40x 30 mm      |       |
| LPC-60  | 162.5x 42.5x 32 mm  |       |
| LPC-100 | 190x 52x 37 mm      |       |
| LPC-150 | 191x 63x 37.5 mm    |       |

| Series    | Dimension (Lx Wx H) | Page |
|-----------|---------------------|------|
| OWA-60E/U | 130x 53x 35 mm      | 18   |

| Series     | Dimension (Lx Wx H) | Page |
|------------|---------------------|------|
| IDLV-25(A) | 110x 75x 22 mm      | 32   |
| IDLV-45(A) | 120 x 75 x 25 mm    |      |
| IDLV-65(A) | 130 x 75 x 25 mm    |      |

| Series     | Dimension (Lx Wx H) | Page |
|------------|---------------------|------|
| ODLV-45(A) | 111x 77x 28.5 mm    | 19   |
| ODLV-65(A) | 121x 77x 28.5 mm    |      |

| Series  | Dimension (Lx Wx H) | Page |
|---|---------------------|------|
| PWM-40/60(DA)  | 150x 53x 35 mm      | 17   |
| PWM-90(DA)     | 171x 63x 37.5 mm    |      |
| PWM-120(DA)   | 191x 63x 37.5 mm    |      |

## Input and output with cable

| Series       | Dimension (Lx Wx H) | Page |
|--------------|---------------------|------|
| NPF-40/60(D) | 150x 53x 35 mm      | 14   |
| NPF-90(D)    | 171x 63x 37.5 mm    |      |
| NPF-120(D)   | 191x 63x 37.5 mm    |      |

| Series       | Dimension (Lx Wx H) | Page  |
|--------------|---------------------|-------|
| LPF-16/25(D) | 148x 40x 32 mm      | 15~16 |
| LPF-40/60(D) | 162.5x 43x 32 mm    |       |
| LPFH-60(D)   | 162.5x 43x 32 mm    |       |
| LPF-90(D)    | 161 x 61 x 36 mm    |       |

| Series     | Dimension (Lx Wx H) | Page |
|------------|---------------------|------|
| ODLC-45(A) | 111x 77x 28.5 mm    | 20   |
| ODLC-45DA  |                     |      |
| ODLC-65(A) |                     |      |
| ODLC-65DA  | 121x 77x 28.5 mm    |      |

| Series     | Dimension (Lx Wx H) | Page |
|------------|---------------------|------|
| OWA-90E/U  | 171x 63x 37.5 mm    | 18   |
| OWA-120E/U | 191x 63x 37.5 mm    |      |

| Series    | Dimension (Lx Wx H) | Page |
|-----------|---------------------|------|
| PLD-16/25 | 84x 57x 29.5 mm     | 21   |
| PLD-40/60 | 128x 60x 31.5 mm    |      |

| Series    | Dimension (Lx Wx H) | Page |
|-----------|---------------------|------|
| PCD-16/25 | 84x 57x 29.5 mm     | 22   |
| PCD-40/60 | 128x 60x 31.5 mm    |      |

| Series    | Dimension (Lx Wx H) | Page |
|-----------|---------------------|------|
| PLN-20    | 148.5x 38.5x 28 mm  | 23   |
| PLN-30    | 145x 47x 30 mm      |      |
| PLN-45/60 | 181x 61.5x 35 mm    |      |
| PLN-100   | 200x 70.5x 35 mm    |      |

100W C.V+C.C

C.P: Constant Power Mode  
C.C: Constant Current Mode  
C.V: Constant Voltage Mode

 Continuous



# Quick Selection Map

AC/DC

AC/DC

Plastic Case

PFC

C.C  
or  
C.V+C.C



Metal Case

PFC

C.V+C.C



C.C or C.P



## Input and output with cable

|         | Series      | Dimension (Lx Wx H) | Page |
|---------|-------------|---------------------|------|
| C.V+C.C | HLN-40H/60H | 161x 61.5x 35 mm    | 24   |
|         | HLN-80H     | 181x 61.5x 35 mm    |      |
|         | Series      | Dimension (Lx Wx H) | Page |
|         | GSC18/25/40 | 79x 54x 33 mm       | 25   |
|         | Series      | Dimension (Dx H)    | Page |
|         | HBG-60      | φ110x 60.5          | 67   |

## Input and output with terminal block

|                 | Series                   | Dimension (Lx Wx H) | Page  |
|-----------------|--------------------------|---------------------|-------|
| C.V+C.C         | SLD-50                   | 280x 30x 16.8mm     | 27    |
|                 | SLD-80                   | 320x 30x 16.8mm     |       |
|                 | Series                   | Dimension (Lx Wx H) | Page  |
|                 | IDLC-25(A)               | 110x 75x 22         | 33    |
|                 | IDLC-45(A)               | 120x 75x 25 mm      |       |
|                 | IDLC-45-DA               | 130x 75x 25 mm      |       |
|                 | IDLC-65(A)               |                     |       |
| IDLC-65-DA      |                          |                     |       |
|                 | Series                   | Dimension (Lx Wx H) | Page  |
|                 | PLM-12/25(E)             | 145x 38x 22 mm      | 34~35 |
| PLM-40(E)       | 175x 42x 24 mm           |                     |       |
|                 | Series                   | Dimension (Lx Wx H) | Page  |
|                 | LCM-25(DA)/40(DA)/60(DA) | 105x 68x 23 mm      | 29~30 |
|                 | LCM-40EO/60EO            | 123.5x 81.5x 23 mm  |       |
|                 | LCM-40U/60U(DA)          |                     |       |
| LCM-40UEO/60UEO |                          |                     |       |
| 100W C.V+C.C    | Series                   | Dimension (Lx Wx H) | Page  |
|                 | PLC-30                   | 160x 46x 30 mm      | 36    |
|                 | PLC-45/60                | 181.5x 62x 35 mm    |       |
| PLC-100         | 200.5x 69.5x 35 mm       |                     |       |

|  | Series      | Dimension (Lx Wx H) | Page  |
|--|-------------|---------------------|-------|
|  | ELG-75(DA)  | 180x 63x 35.5 mm    | 41~43 |
|  | ELG-100(DA) | 199x 63x 35.5 mm    |       |
|  | ELG-150(DA) | 219x 63x 35.5 mm    |       |
|  | ELG-200(DA) | 244x 71x 37.5 mm    |       |
|  | ELG-240(DA) | 246x 77x 39.5 mm    |       |
|  | ELG-300     |                     |       |

|          | Series            | Dimension (Lx Wx H)  | Page  |
|----------|-------------------|----------------------|-------|
|          | HLC-40H/60H       | 171x 61.5x 36.8 mm   | 48~52 |
|          | HLC-80H           | 195.6x 61.5x 38.8 mm |       |
|          | HLC-100H/120H     | 220x 68x 38.8 mm     |       |
|          | HLC-150H/185H     | 228x 68x 38.8 mm     |       |
|          | HLC-240H          | 244.2x 68x 38.8 mm   |       |
|          | HLC-320H          | 252x 90x 43.8 mm     |       |
|          | HLC-480H          | 262x 125x 43.8 mm    |       |
| HLC-600H | 280x 144x 48.5 mm |                      |       |

|  | Series  | Dimension (Lx Wx H) | Page  |
|--|---------|---------------------|-------|
|  | HVG-65  | 189x 61.5x 36.8 mm  | 56~58 |
|  | HVG-100 | 236x 68x 38.8 mm    |       |
|  | HVG-150 | 245x 68x 38.8 mm    |       |
|  | HVG-240 | 254.2x 68x 38.8 mm  |       |
|  | HVG-320 | 262x 90x 43.8 mm    |       |
|  | HVG-480 | 262x 125x 43.8 mm   |       |

|  | Series      | Dimension (Dx H) | Page  |
|--|-------------|------------------|-------|
|  | HBG-100(DA) | φ130x 66.5 mm    | 67~68 |
|  | HBG-160(DA) | φ151.68x 66.5    |       |
|  | HBG-200(DA) |                  |       |
|  | HBG-240(DA) | φ191.5x 69       |       |

|     | Series           | Dimension (Lx Wx H) | Page |
|-----|------------------|---------------------|------|
| C.V | ERP-200(NON PFC) | 220x 110x 40 mm     | 70   |
|     | ERP-350(NON PFC) | 220.4x 130x 48 mm   |      |
|     | ERPF-400         |                     |      |

|  | Series    | Dimension (Lx Wx H) | Page |
|--|-----------|---------------------|------|
|  | XLG-25/50 | 105x 63x 30 mm      | 38   |

|                      | Series     | Dimension (Lx Wx H) | Page  |
|----------------------|------------|---------------------|-------|
| DC 12V/24V Available | XLG-75/100 | 140x 63x 30 mm      | 39~40 |
|                      | XLG-150    | 180x 63x 35 mm      |       |
|                      | XLG-200    | 199x 63x 35 mm      |       |
|                      | XLG-240    | 219x 63x 30 mm      |       |

# Quick Selection Map


AC/DC

AC/DC


Metal Case

PFC


C.C or C.P




| Series                  | Dimension (Lx Wx H) | Page  |
|-------------------------|---------------------|-------|
| ELG-75-C(DA)            | 180x 63x 35.5 mm    | 44~46 |
| ELG-100-C(DA)           | 199x 63x 35.5 mm    |       |
| ELG-150-C(DA)           | 219x 63x 35.5 mm    |       |
| ELGT-150-C              |                     |       |
| ELG-200-C(DA)           | 244x 71x 37.5 mm    |       |
| ELG-240-C(DA)           |                     |       |
| ELGC-300(DA) <b>NEW</b> | 246x 77x 39.5 mm    |       |



| Series         | Dimension (Lx Wx H)  | Page  |
|----------------|----------------------|-------|
| HLG-60H-C      | 171x 61.5x 36.8 mm   | 53~54 |
| HLG-80H-C      | 195.6x 61.5x 38.8 mm |       |
| HLG-120H-C     | 220x 68x 38.8 mm     |       |
| HLG-185H-C     | 228x 68x 38.8 mm     |       |
| HLG-240H-C     | 244.2x 68x 38.8 mm   |       |
| HLG-320H-C(DA) | 252x 90x 43.8 mm     |       |
| HLG-480H-C     | 262x 125x 43.8 mm    |       |



| Series                   | Dimension (Lx Wx H) | Page  |
|--------------------------|---------------------|-------|
| HVGC-65                  | 189x 61.5x 36.8 mm  | 59~62 |
| HVGC-100                 | 236x 68x 38.8 mm    |       |
| HVGC-150                 | 245x 68x 38.8 mm    |       |
| HVGC-240                 | 254.2x 68x 38.8 mm  |       |
| HVGC-320                 | 262x 90x 43.8 mm    |       |
| HVGC-480(DA)             | 262x 125x 43.8 mm   |       |
| HVGC-650(DA) <b>NEW</b>  | 280x 144x 48.5 mm   |       |
| HVGC-1000(DA) <b>NEW</b> | 310x 144x 48.5 mm   |       |




| Series              | Dimension (Lx Wx H) | Page |
|---------------------|---------------------|------|
| FDL-65              | 151x 53x 31.5 mm    | 63   |
| FDLC-80             | 151x 53x 31.5 mm    |      |
| FDLC-100            | 175x 53x 31.5 mm    |      |
| FDHC-100 <b>NEW</b> |                     |      |



| Series                                | Dimension (Lx Wx H) | Page |
|---------------------------------------|---------------------|------|
| XBG-100 <b>NEW</b> <b>COMING SOON</b> | φ151.5x 60 mm       | 66   |
| XBG-160 <b>NEW</b>                    | φ130x 56 mm         |      |
| XBG-240 <b>COMING SOON</b>            | φ191x 63 mm         |      |



| Series                  | Dimension (Dx H) | Page |
|-------------------------|------------------|------|
| HBGC-300(DA) <b>NEW</b> | φ191.5x 69 mm    | 69   |




| Series     | Dimension (Lx Wx H) | Page |
|------------|---------------------|------|
| LDC-35(DA) | 280x 30x 21 mm      | 28   |
| LDC-55(DA) | 320x 30x 21 mm      |      |
| LDC-80(DA) | 360x 30x 21 mm      |      |

PCB Type


PFC

C.V


C.C




| Series     | Dimension (Lx Wx H)  | Page |
|------------|----------------------|------|
| IDPV-25(A) | 114.5x 72.5x 20 mm   | 73   |
| IDPV-45(A) | 120 x 66.5 x 20.5 mm |      |
| IDPV-65(A) | 130 x 67.5 x 20.5 mm |      |



| Series       | Dimension (Dx H) | Page |
|--------------|------------------|------|
| HBG-60-P     | φ99x 26          | 72   |
| HBG-100P(DA) | φ104x 34         |      |
| HBG-160P(DA) | φ124.6x 34       |      |
| HBG-240P     | φ144x 31         |      |



| Series     | Dimension (Lx Wx H)  | Page |
|------------|----------------------|------|
| IDPC-25(A) | 114.5x 72.5x 20 mm   | 74   |
| IDPC-45(A) | 120 x 66.5 x 20.5 mm |      |
| IDPC-45-DA |                      |      |
| IDPC-65(A) | 130 x 67.5 x 20.5 mm |      |
| IDPC-65-DA |                      |      |



| Series    | Dimension (Lx Wx H)  | Page |
|-----------|----------------------|------|
| PLP-30    | 101.6x 50.8x 26.6 mm | 75   |
| PLP-45/60 | 101.6x 50.8x 29.6 mm |      |



| Series      | Dimension (Lx Wx H) | Page |
|-------------|---------------------|------|
| HLP-40H/60H | 147x 53x 27 mm      | 76   |
| HLP-80H     | 167x 53x 29.5 mm    |      |

# Quick Selection Map

DC/DC

## DC/DC

### Constant Current (C.C.)

Step-up LED Driver

Plastic Case

| Series     | Dimension (Lx Wx H) | Page |
|------------|---------------------|------|
| LDH-25     | 52.4x 27.2x 24 mm   | 78   |
| LDH-45(DA) | 75x 53x 22.7 mm     |      |

Step-down LED Driver

Plastic Case

| Series            | Dimension (Lx Wx H) | Page |
|-------------------|---------------------|------|
| LDD-350~1400H-DA  | 40.6x 23.5x 10.1 mm | 81   |
| LDD-350~1400H-WDA |                     |      |

Buck-boost LED Driver

Plastic Case

| Series              | Dimension (Lx Wx H) | Page  |
|---------------------|---------------------|-------|
| LDD-300~700L / LW   | 22.6x 9.9x 8.9 mm   | 79~80 |
| LDD-300~700LS       | 25.4x 10.5x 9.3 mm  |       |
| LDD-1000~1500L / LW | 31.8x 20.3x 12.2 mm |       |
| LDD-1000~1500LS     | 31.8x 20.3x 10.9 mm |       |
| LDD-300~1500H / HW  | 31.8x 20.3x 12.2 mm |       |
| LDD-300~1500HS      | 31.8x 20.3x 10.9 mm |       |

| Series         | Dimension (Lx Wx H) | Page |
|----------------|---------------------|------|
| LDB-300~600L/W | 31.8x 20.3x 12.2 mm | 80   |

### ACCESSORIES

Surge Protection Device

| Series      | Dimension (Lx Wx H)   | Page |
|-------------|-----------------------|------|
| SPD-20      | 90x 70x 50 mm         | 82   |
| SPD-20HP    | 71.6x 67.7x 32 mm     |      |
| SPD-10-320S | 85x 37x 40 mm         |      |
| SPD-10S     | 56.76 x 46.36 x 26 mm |      |

Inrush Current Limiter

| Series  | Dimension (Lx Wx H) | Page |
|---------|---------------------|------|
| ICL-16R | 35x 90x 54.5 mm     | 83   |
| ICL-16L | 175x 42x 24 mm      |      |

Motion Sensor

| Series  | Dimension (Dx H) | Page |
|---------|------------------|------|
| PIR-045 | 60*71.3mm        | 83   |

DALI to PWM Converter

| Series             | Dimension (Lx Wx H) | Page |
|--------------------|---------------------|------|
| DAP-04, DAP-04-S01 | 165x 46x 23 mm      | 84   |

Smart Timer Dimming

| Series  | Dimension (Lx Wx H) | Page |
|---------|---------------------|------|
| SDP-001 | 165x 46x 23 mm      | 84   |

DALI Bus Power

| Series  | Dimension (Lx Wx H) | Page |
|---------|---------------------|------|
| DLP-04L | 145x 38x 22 mm      | 86   |
| DLP-04R | 35x 90x 54.5 mm     |      |

EnOcean Dimmer Kit

| Series     | Dimension (Lx Wx H) | Page |
|------------|---------------------|------|
| WPD-06     | 110x 77x 26.4 mm    | 86   |
| WPD-06-SWT | 80x 80x 15 mm       |      |

### KNX Product

KNX to DALI Gateway

| Series | Dimension (Lx Wx H) | Page |
|--------|---------------------|------|
| KDA-64 | 86x 72x 55mm        | 87   |

KNX LED actuator / dimmer

| Series   | Dimension (Lx Wx H) | Page |
|----------|---------------------|------|
| KAA-4R4V | 90x 72x 57 mm       | 87   |

KNX Universal Actuator

| Series | Dimension (Lx Wx H) | Page |
|--------|---------------------|------|
| KAA-8R | 90x 72x 57 mm       | 87   |

KNX Constant Current Mode LED Driver

| Series   | Dimension (Lx Wx H) | Page |
|----------|---------------------|------|
| LCM-25KN | 105x 68x 23mm       | 31   |

| Series   | Dimension (Lx Wx H) | Page |
|----------|---------------------|------|
| LCM-40KN | 123.5x 81.5x 23mm   | 31   |

| Series   | Dimension (Lx Wx H) | Page |
|----------|---------------------|------|
| LCM-60KN | 123.5x 81.5x 23mm   | 31   |



# Plastic Case

Non PFC

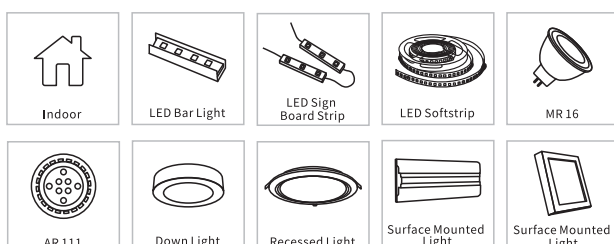
- 6 AP Series (8~35W)
- 8 AP-E Series (8~16W)
- 9 LP Series (18~150W)



The AP and LP series are the entry-level products. All products are divided into constant voltage and constant current applications. Most DC 12V and 24V can also be used with general light bar/light strip or advertising light box application. Moreover, other output voltage models are also available for choice and waterproof function is available for LP series .

Other constant current application can be used according to the COB LED or SMD LED specifications selected. Currently, the Driver current range can cover from 250/350/500/700/1050/1400mA to maximum operate up to 3150 mA (150W) for all kinds of indoor applications.



## Application



# AP series 8~35W

## Features

- Constant voltage mode
- Universal AC input / Full range
- No load power consumption <0.5W for APV-8
- Withstand 300VAC surge input for 5 seconds (APV-25/35)
- Fully isolated plastic case with IP42 level
- Isolation class II, no F.G.
- Class 2 power unit / Pass LPS (except for APV-8)
- Economic, high reliability
- Suitable for LED strip applications
- Protections: Short circuit / Overload / Over voltage
- 2 years warranty



|                          |  |   |   |
|--------------------------|--|---|---|
| AC input voltage range   | 90~264VAC ; 127~370VDC   |   |   |
| AC inrush current (max.) | Cold start, 70A at 230VAC  | APV-12: Cold start, 70A at 230VAC<br>APV-16: Cold start, 50A at 230VAC  | Cold start, 45A at 230VAC   |
| Overload protection      | >105% rated output power (110%~160% for APV-35) hiccup mode, auto-recovery   |   |   |
| Over voltage protection  | 115%~135% rated output voltage   | 110%~145% rated output voltage  |   |
| Withstand voltage        | I/P-O/P: 3.75kVAC  |   | I/P-O/P: 3kVAC  |
| Working temperature      | -30~+70°C (refer to output derating curve)   |   |   |
| Vibration                | 10~500Hz, 2G 10 minutes /1 cycle, period for 60 minutes each along X, Y, Z axes  |   |   |
| Safety standards         | UL8750, EN61347-2-13 (LVD);<br>BIS IS15885(except for 5V);<br>EAC TP TC 004 approved;<br>Design refer to EN62368-1,<br>EN61347-1,-2-13; GB19510.14,<br>GB19510.1(optional) | UL8750, ENEC EN61347-1/2-13;<br>GB19510.14, GB19510.1, EAC TP<br>TC 004; BIS IS15885(except for 5V);<br>Design refer to EN62368-1 | UL8750, EAC TP TC 004 approved,<br>BIS IS15885(except for 15V, 36V);<br>Design refer to EN62368-1   |
| EMC standards            | EN55032, EN61000-3-2 class A, EN61000-3-3, EAC TP TC 020,<br>EN61000-4-2,3,4,5,6,8,11, EN61547; GB17743, GB17625.1(optional)   |   | EN55032 class B,<br>EN61000-3-2 class A,<br>EN61000-3-3, EAC TP TC 020,<br>EN61000-4-2,3,4,5,6,8,11 |
| Connection               | Input  | UL rated, 18AWGx2C (15cm)   |   |
|                          | Output   | UL rated, 20AWGx2C (15cm)   |   |
| Dimension (LxWxH)(mm)    | 60x 30x 23.5   | 77x 40x 29  | 84x 57x 29.5  |

### APV-8 Series



| Model No. | Output       | Tol. | R&N   | Effi. |
|-----------|--------------|------|-------|-------|
| APV-8-5   | 5V, 0~1.4A   | ±5%  | 250mV | 74%   |
| APV-8-12  | 12V, 0~0.67A | ±5%  | 250mV | 80%   |
| APV-8-24  | 24V, 0~0.34A | ±5%  | 300mV | 81%   |

### APV-12 Series



| Model No. | Output      | Tol. | R&N   | Effi. |
|-----------|-------------|------|-------|-------|
| APV-12-5  | 5V, 0~2A    | ±5%  | 100mV | 76%   |
| APV-12-12 | 12V, 0~1A   | ±5%  | 120mV | 82%   |
| APV-12-15 | 15V, 0~0.8A | ±5%  | 120mV | 82%   |
| APV-12-24 | 24V, 0~0.5A | ±5%  | 150mV | 84%   |

### APV-16 Series



| Model No. | Output       | Tol. | R&N   | Effi. |
|-----------|--------------|------|-------|-------|
| APV-16-5  | 5V, 0~2.6A   | ±5%  | 100mV | 76%   |
| APV-16-12 | 12V, 0~1.25A | ±5%  | 120mV | 80%   |
| APV-16-15 | 15V, 0~1.00A | ±5%  | 120mV | 81%   |
| APV-16-24 | 24V, 0~0.67A | ±5%  | 150mV | 83%   |

### APV-25 Series



| Model No. | Output       | Tol. | R&N   | Effi. |
|-----------|--------------|------|-------|-------|
| APV-25-5  | 5V, 0~3.5A   | ±5%  | 120mV | 75.5% |
| APV-25-12 | 12V, 0~2.1A  | ±5%  | 150mV | 82.0% |
| APV-25-15 | 15V, 0~1.68A | ±5%  | 150mV | 83.0% |
| APV-25-24 | 24V, 0~1.05A | ±5%  | 150mV | 83.0% |
| APV-25-36 | 36V, 0~0.7A  | ±5%  | 150mV | 84.0% |

### APV-35 Series




| Model No. | Output      | Tol. | R&N   | Effi. |
|-----------|-------------|------|-------|-------|
| APV-35-5  | 5V, 0~5A    | ±5%  | 120mV | 76.5% |
| APV-35-12 | 12V, 0~3A   | ±5%  | 150mV | 83.0% |
| APV-35-15 | 15V, 0~2.4A | ±5%  | 150mV | 84.0% |
| APV-35-24 | 24V, 0~1.5A | ±5%  | 180mV | 84.0% |
| APV-35-36 | 36V, 0~1.0A | ±5%  | 180mV | 85.0% |

Note: The models on this page might not be suitable for lighting applications in EU countries. Please check with your local authorities for the possible use of the model of interest.

# AP series 8~35W

## Features

- **Constant current mode**
- Universal AC input / Full range
- No load power consumption <0.5W for APC-8
- Withstand 300VAC surge input for 5 seconds (APC-25/35)
- Fully isolated plastic case with IP42 level
- Isolation class II, no F.G.
- Class 2 power unit / Pass LPS (except for APC-8, APC-25-350 and APC-35-350/500)
- Economic, high reliability
- Small and compact size
- Suitable for LED strip applications
- Protections: Short circuit / Over voltage (except for APC-8)
- 2 years warranty



|                          |  |   |  |
|--------------------------|--|---|--|
| AC input voltage range   | 90~264VAC ; 127~370VDC   |   |  |
| AC inrush current (max.) | Cold start, 70A at 230VAC  | APC-12: Cold start, 70A at 230VAC<br>APC-16: Cold start, 45A at 230VAC                                    | Cold start, 45A at 230VAC  |
| Over voltage protection  | None   | 110%~145% rated output voltage  |  |
| Withstand voltage        | I/P-O/P: 3.75kVAC  |   | I/P-O/P: 3kVAC   |
| Working temperature      | -30~+70°C (refer to output derating curve)   |   |  |
| Vibration                | 10~500Hz, 2G 10 minutes /1 cycle, period for 60 minutes each along X, Y, Z axes  |   |  |
| Safety standards         | UL8750, EAC TP TC 004, BIS 15885 approved; Design refer to EN62368-1, EN61347-1, EN61347-2-13 (LVD); GB19510.14, GB19510.1(optional) | UL8750, EAC TP TC 004, BIS 15885 approved; Design refer to TUV EN61347-1; GB19510.14, GB19510.1(optional) | UL8750 (except for APC-25-350 & APC-35-350/500), EAC TP TC 004, BIS IS15885 approved, Design refer to EN62368-1(LVD) |
| EMC standards            | EN61000-3-2 class A, EN61000-3-3, EN55032, EN61000-4-2,3,4,5,6,8,11, EAC TP TC 020; B17743/17625.1(optional)                         |   | EN55032 class B, EN61000-3-2 class A, EN61000-3-3, EAC TP TC 020, EN61000-4-2,3,4,5,6,8,11                           |
| Connection               | Input  | UL rated, 18AWGx2C (15cm)   |  |
|                          | Output   | UL rated, 20AWGx2C (15cm)   |  |
| Dimension (LxWxH)(mm)    | 60x 30x 23.5   | 77x 40x 29  | 84x 57x 29.5   |

### APC-8 Series



| Model No. | Output        | Tol. | R&N   | Effi. |
|-----------|---------------|------|-------|-------|
| APC-8-250 | 16~32V, 250mA | ±8%  | 350mV | 82.5% |
| APC-8-350 | 11~23V, 350mA | ±8%  | 300mV | 81.5% |
| APC-8-500 | 8~16V, 500mA  | ±8%  | 300mV | 81%   |
| APC-8-700 | 6~11V, 700mA  | ±8%  | 250mV | 80%   |

### APC-12 Series



| Model No.  | Output       | Tol. | R&N   | Effi. |
|------------|--------------|------|-------|-------|
| APC-12-350 | 9~36V, 350mA | ±8%  | 300mV | 82%   |
| APC-12-700 | 9~18V, 700mA | ±8%  | 250mV | 80%   |

### APC-16 Series



| Model No.  | Output        | Tol. | R&N   | Effi. |
|------------|---------------|------|-------|-------|
| APC-16-350 | 12~48V, 350mA | ±8%  | 300mV | 84%   |
| APC-16-700 | 9~24V, 700mA  | ±8%  | 250mV | 83%   |

### APC-25 Series



| Model No.   | Output        | Tol. | R&N   | Effi. |
|-------------|---------------|------|-------|-------|
| APC-25-350  | 25~70V, 350mA | ±8%  | 300mV | 83%   |
| APC-25-500  | 15~50V, 500mA | ±8%  | 300mV | 83%   |
| APC-25-700  | 11~36V, 700mA | ±8%  | 300mV | 83%   |
| APC-25-1050 | 9~24V, 1050mA | ±8%  | 300mV | 83%   |

### APC-35 Series



| Model No.   | Output         | Tol. | R&N   | Effi. |
|-------------|----------------|------|-------|-------|
| APC-35-350  | 28~100V, 350mA | ±8%  | 350mV | 84%   |
| APC-35-500  | 25~70V, 500mA  | ±8%  | 350mV | 84%   |
| APC-35-700  | 15~50V, 700mA  | ±8%  | 350mV | 84%   |
| APC-35-1050 | 11~33V, 1050mA | ±8%  | 350mV | 84%   |



Note: The models on this page might not be suitable for lighting applications in EU countries. Please check with your local authorities for the possible use of the model of interest.



# AP-E series 8~16W

## Features

- Constant voltage mode for APV-E series  
Constant current mode for APC-E series
- 180~264VAC input only
- No load power consumption < 0.5W
- Fully isolated plastic case
- Isolation class II, no F.G.
- Economic, high reliability
- Suitable for LED strip applications
- Protections:  
Short circuit / Overload (APV-E series only) / Over voltage (except for APC-8E)
- 2 years warranty



|                          |   |  |
|--------------------------|---|--|
| AC input voltage range   | 180 ~ 264VAC ; 254 ~ 370VDC   |  |
| AC inrush current (max.) | Cold start, 70A at 230VAC (50A for APV-16E, 45A for APC-16E)                                      |  |
| Over voltage protection  | 115%~135% rated output voltage (except for APC-8E)  |  |
| Withstand voltage        | I/P-O/P: 3.75kVAC   |  |
| Working temperature      | -30~+70°C (refer to output derating curve)  |  |
| Vibration                | 10~500Hz, 2G 10 minutes /1 cycle, period for 60 minutes each along X, Y, Z axes                   |  |
| Safety standards         | ENEC EN61347-1, EN61347-2-13, EN62384, EAC TP TC 004 approved                                     |  |
| EMC standards            | EN55015, EN61000-3-2 class A, EN61000-3-3, EN61000-4-2, 3, 4, 5, 6, 8, 11, EN61547, EAC TP TC 020 |  |
| Connection               | Input   | H03VVH2-F 0.75mm <sup>2</sup> x2C (15cm) |
|                          | Output  | UL rated, 20AWGx2C (15cm)                |
| Dimension (LxWxH)(mm)    | 60x 30x 23.5  | 77x 40x 29                               |

### APV-8E Series



| Model No. | Output       | Tol. | R&N   | Effi. |
|-----------|--------------|------|-------|-------|
| APV-8E-5  | 5V, 0~1.4A   | ±5%  | 250mV | 74.0% |
| APV-8E-12 | 12V, 0~0.67A | ±5%  | 250mV | 77.5% |
| APV-8E-24 | 24V, 0~0.34A | ±5%  | 300mV | 78.5% |

### APV-12E Series



| Model No.  | Output      | Tol. | R&N   | Effi. |
|------------|-------------|------|-------|-------|
| APV-12E-5  | 5V, 0~2A    | ±5%  | 100mV | 75.0% |
| APV-12E-12 | 12V, 0~1A   | ±5%  | 120mV | 81.0% |
| APV-12E-15 | 15V, 0~0.8A | ±5%  | 120mV | 81.0% |
| APV-12E-24 | 24V, 0~0.5A | ±5%  | 150mV | 83.0% |

### APV-16E Series



| Model No.  | Output       | Tol. | R&N   | Effi. |
|------------|--------------|------|-------|-------|
| APV-16E-5  | 5V, 0~2.6A   | ±5%  | 100mV | 75.0% |
| APV-16E-12 | 12V, 0~1.25A | ±5%  | 120mV | 79.0% |
| APV-16E-15 | 15V, 0~1A    | ±5%  | 120mV | 80.0% |
| APV-16E-24 | 24V, 0~0.67A | ±5%  | 150mV | 82.0% |

### APC-8E Series



| Model No.  | Output        | Tol. | R&N   | Effi. |
|------------|---------------|------|-------|-------|
| APC-8E-250 | 16~32V, 250mA | ±8%  | 350mV | 81.5% |
| APC-8E-350 | 11~23V, 350mA | ±8%  | 300mV | 80.5% |
| APC-8E-500 | 8~16V, 500mA  | ±8%  | 300mV | 79.0% |
| APC-8E-700 | 6~11V, 700mA  | ±8%  | 250mV | 77.5% |

### APC-12E Series



| Model No.   | Output       | Tol. | R&N   | Effi. |
|-------------|--------------|------|-------|-------|
| APC-12E-350 | 9~36V, 350mA | ±8%  | 300mV | 81.0% |
| APC-12E-700 | 9~18V, 700mA | ±8%  | 250mV | 79.0% |

### APC-16E Series




| Model No.   | Output        | Tol. | R&N   | Effi. |
|-------------|---------------|------|-------|-------|
| APC-16E-350 | 12~48V, 350mA | ±8%  | 300mV | 83.0% |
| APC-16E-700 | 9~24V, 700mA  | ±8%  | 250mV | 82.0% |

# LP series 18~35W

## Features

- Constant voltage mode
- LPL-18: 90~132VAC input only  
LPH-18: 180~264VAC input only  
LPV: 90~264VAC input
- Withstand 300VAC surge input for 5 seconds (LPV-20/35)
- Fully encapsulated with IP67 level
- Isolation class II, no F.G.
- Class 2 power unit / Pass LPS
- Economic, high reliability
- Suitable for LED-based decorative/architectural lighting, LED stage, theater lighting, and LED electronic displays
- Protections: Short circuit / Overload / Over voltage / Over temperature (LPH-18/LPL-18 only)
- 2 years warranty



|                          |        | LPL-18   | LPH-18                    | LPV-20   | LPV-35                    |
|--------------------------|--------|--|---------------------------|--|---------------------------|
| AC input voltage range   |        | 90~132VAC  | 180~264VAC                | 90~264VAC  |                           |
| AC inrush current (max.) |        | Cold start, 40A at 115VAC  | Cold start, 50A at 230VAC | Cold start, 70A at 230VAC  | Cold start, 55A at 230VAC |
| Overload Protection      | Range  | >105%  |                           | 110%~150%  |                           |
|                          | Type   | Hiccup mode, auto-recovery   |                           |  |                           |
| Over voltage protection  |        | 115%~135% rated output voltage   |                           |  |                           |
| Withstand voltage        |        | I/P-O/P: 3kVAC   |                           |  |                           |
| Working temperature      |        | -30~+70°C  |                           |  | -30~+65°C                 |
| Vibration                |        | 10~500Hz, 2G 10 minutes / 1 cycle, period for 60 minutes each along X, Y, Z axes   |                           |  |                           |
| Safety standards         |        | TUV EN62368-1, EAC TP TC 004, BIS IS15885 (except for LPL-18, LPH-18-36) approved for LPH-18                             |                           | LPV-20: TUV EN62368-1, UL879, UL1310, EAC TP TC 004 approved<br>LPV-35: UL1310, IEC62368-1, EAC TP TC 004 approved |                           |
| EMC standards            |        | EN55032 class B, EN61000-3-2 class A, EN61000-3-3, EN61000-4-2,3,4,5,6,8,11, EAC TP TC 020, FCC part 15 class B (LPL-18) |                           |  |                           |
| Connection               | Input  | UL rated, 18AWGx2C (30cm)  |                           | UL rated, 18AWGx2C (60cm)  | UL rated, 18AWGx2C (60cm) |
|                          | Output |  |                           |  | UL rated, 16AWGx2C (60cm) |
| Dimension (LxWxH)(mm)    |        | 140x 30x 22  |                           | 118x 35x 26  | 148x 40x 30               |

### LPL-18 Series



| Model No. | Output       | Tol. | R&N   | Effi. |
|-----------|--------------|------|-------|-------|
| LPL-18-12 | 12V, 0~1.5A  | ±3%  | 120mV | 80%   |
| LPL-18-24 | 24V, 0~0.75A | ±3%  | 150mV | 83%   |
| LPL-18-36 | 36V, 0~0.5A  | ±3%  | 200mV | 84%   |

### LPV-20 Series



| Model No. | Output       | Tol. | R&N   | Effi. |
|-----------|--------------|------|-------|-------|
| LPV-20-5  | 5V, 0~3A     | ±5%  | 80mV  | 77%   |
| LPV-20-12 | 12V, 0~1.67A | ±5%  | 120mV | 81%   |
| LPV-20-15 | 15V, 0~1.33A | ±5%  | 120mV | 83%   |
| LPV-20-24 | 24V, 0~0.84A | ±5%  | 150mV | 83%   |

### LPH-18 Series



| Model No. | Output       | Tol. | R&N   | Effi. |
|-----------|--------------|------|-------|-------|
| LPH-18-12 | 12V, 0~1.5A  | ±3%  | 120mV | 77%   |
| LPH-18-24 | 24V, 0~0.75A | ±3%  | 150mV | 82%   |
| LPH-18-36 | 36V, 0~0.5A  | ±3%  | 200mV | 83%   |

### LPV-35 Series




| Model No. | Output             | Tol. | R&N   | Effi. |
|-----------|--------------------|------|-------|-------|
| LPV-35-5  | 5V, 0~5A (peak 6A) | ±6%  | 80mV  | 77%   |
| LPV-35-12 | 12V, 0~3A          | ±5%  | 120mV | 84%   |
| LPV-35-15 | 15V, 0~2.4A        | ±5%  | 120mV | 84%   |
| LPV-35-24 | 24V, 0~1.5A        | ±5%  | 150mV | 85%   |
| LPV-35-36 | 36V, 0~1A          | ±5%  | 150mV | 85%   |

Note: The models on this page might not be suitable for lighting applications in EU countries. Please check with your local authorities for the possible use of the model of interest.

# LP series 60~150W

## Features

- Constant voltage mode
- LPV-60/100: 90~264VAC input  
LPV-150: 180~305VAC input only  
LPVL-150: 90~132VAC input only
- Withstand 300VAC surge input for 5 seconds (LPV-60/100)
- Fully encapsulated with IP67 level
- Isolation class II, no F.G.
- Class 2 power unit / Pass LPS (LPV-60-12/15/24/36/48 only)
- Type HL LED Driver for use in Class I, Division 2 hazardous location luminaires (LPVL-150 only)
- Economic, high reliability
- Suitable for LED-based decorative/architectural lighting, LED stage, theater lighting, and LED electronic displays
- Protections: Short circuit / Overload / Over voltage / Over temperature (LPV-150, LPVL-150 only)
- 2 years warranty



|                          |  |   |   |                                |
|--------------------------|--|---|---|--------------------------------|
| AC input voltage range   | 90~264VAC; 127~370VDC  |   | LPV-150: 180~305VAC; 254~431VDC<br>LPVL-150: 90~132VAC                    |                                |
| AC inrush current (max.) | Cold start, 60A at 230VAC  | Cold start, 75A at 230VAC   | LPV-150: Cold start, 60A at 230VAC<br>LPVL-150: Cold start, 75A at 115VAC |                                |
| Overload protection      | 110%~150% hiccup mode, auto-recovery   |   |   |                                |
| Over voltage protection  | 115%~135% rated output voltage   |   |   |                                |
| Withstand voltage        | I/P-O/P: 3kVAC   |   |   |                                |
| Working temperature      | -30~+70°C  | -25~+70°C   | -25~+65°C   |                                |
| Vibration                | 10~500Hz, 2G 10 minutes /1 cycle, period for 60 minutes each along X, Y, Z axes  |   |   |                                |
| Safety standards         | UL879 (except for LPV-60-5),<br>UL1310 (except for LPV-60-5),<br>EAC TP TC 004 approved                                      | UL8750, UL879, EAC TP TC 004 approved;<br>Design refer to EN62368-1 |   |                                |
| EMC standards            | EN55032 class B, EN61000-3-2 class A, EN61000-3-3, EN61000-4-2,3,4,5,6,8,11, EAC TP TC 020;<br>FCC part 15 for LPVL-150 only |   |   |                                |
| Connection               | Input  | UL rated, 18AWGx2C (60cm)   | UL rated, 18AWGx2C (30cm)   | UL rated, SJTW 18AWGx2C (30cm) |
|                          | Output   | UL rated, 16AWGx2C (60cm)   | UL rated, 14AWGx2C (30cm)   | UL rated, SJTW 14AWGx2C (30cm) |
| Dimension (LxWxH)(mm)    | 162.5x 42.5x 32  | 190x 52x 37   | 191x 63x 37.5   |                                |

### LPV-60 Series



| Model No. | Output       | Tol. | R&N   | Effi. |
|-----------|--------------|------|-------|-------|
| LPV-60-5  | 5V, 0~8A     | ±8%  | 80mV  | 76%   |
| LPV-60-12 | 12V, 0~5A    | ±5%  | 120mV | 83%   |
| LPV-60-15 | 15V, 0~4A    | ±5%  | 120mV | 83%   |
| LPV-60-24 | 24V, 0~2.5A  | ±5%  | 150mV | 86%   |
| LPV-60-36 | 36V, 0~1.67A | ±5%  | 150mV | 86%   |
| LPV-60-48 | 48V, 0~1.25A | ±5%  | 150mV | 86%   |

### LPV-100 Series



| Model No.  | Output      | Tol. | R&N   | Effi. |
|------------|-------------|------|-------|-------|
| LPV-100-5  | 5V, 0~12A   | ±8%  | 80mV  | 80%   |
| LPV-100-12 | 12V, 0~8.5A | ±5%  | 120mV | 85%   |
| LPV-100-15 | 15V, 0~6.7A | ±5%  | 120mV | 87%   |

| Model No.  | Output      | Tol. | R&N   | Effi. |
|------------|-------------|------|-------|-------|
| LPV-100-24 | 24V, 0~4.2A | ±5%  | 150mV | 88%   |
| LPV-100-36 | 36V, 0~2.8A | ±5%  | 150mV | 88%   |
| LPV-100-48 | 48V, 0~2.1A | ±5%  | 150mV | 89%   |

### LPV/LPVL-150 Series



| Model No.   | Output      | Tol. | R&N   | Effi. |
|-------------|-------------|------|-------|-------|
| LPV□-150-12 | 12V, 0~10A  | ±5%  | 200mV | 87%   |
| LPV-150-15  | 15V, 0~8A   | ±5%  | 200mV | 88%   |
| LPV□-150-24 | 24V, 0~6.3A | ±5%  | 200mV | 89%   |
| LPV-150-36  | 36V, 0~4.2A | ±5%  | 200mV | 89%   |
| LPV-150-48  | 48V, 0~3.2A | ±5%  | 200mV | 90%   |

□ = Blank, L ;  
Blank: AC input range 180~305VAC, L: AC input range 90~132VAC


Note: The models on this page might not be suitable for lighting applications in EU countries. Please check with your local authorities for the possible use of the model of interest.



# LP series 18~35W

## Features

- **Constant current mode**
- LPHC-18: 180~264VAC input only  
LPC-20/35: 90~264VAC input
- Withstand 300VAC surge input for 5 seconds (only for LPC-20/35)
- **Fully encapsulated with IP67 level**
- Isolation class II, no F.G.
- Class 2 power unit / Pass LPS
- Economic, high reliability
- Suitable for LED-based decorative / architectural lighting, LED stage, theater lighting, and LED electronic displays
- Protections: Short circuit / Over voltage / Over temperature (except for LPC-20/35)
- 2 years warranty



|                          | LPHC-18  | LPC-20   | LPC-35   |
|--------------------------|--|--|--|
| AC input voltage range   | 180~264VAC   | 90~264VAC  |  |
| AC inrush current (max.) | Cold start, 50A at 230VAC  | Cold start, 70A at 230VAC  | Cold start, 55A at 230VAC                              |
| Over voltage protection  | 105%~135% rated output voltage   |  |  |
| Withstand voltage        | I/P-O/P: 3kVAC   |  |  |
| Working temperature      | -30~+70°C  |  |  |
| Vibration                | 10~500Hz, 2G 10 minutes /1 cycle, period for 60 minutes each along X, Y, Z axes            |  |  |
| Safety standards         | Design refer to UL1310, TUV EN62368-1, EAC TP TC 004                                       | LPC-20: UL1310, UL879, TUV EN62368-1, EAC TP TC 004 approved<br>LPC-35: UL1310, EAC TP TC 004 approved |  |
| EMC standards            | EN55032 class A, EN61000-3-2 class A, EN61000-3-3, EAC TP TC 020, EN61000-4-2,3,4,5,6,8,11 | EN55032 class B, EN61000-3-2 class A, EN61000-3-3, EAC TP TC 020, EN61000-4-2,3,4,5,6,8,11             |  |
| Connection               | Input<br>Output  | UL rated, 18AWGx2C (30cm)  | UL rated, 18AWGx2C (60cm)<br>UL rated, 16AWGx2C (60cm) |
| Dimension (LxWxH)(mm)    | 140x 30x 22  | 118x 35x 26  | 148x 40x 30  |

### LPHC-18 Series



| Model No.   | Output       | Io Tol. | R&N   | Effi. |
|-------------|--------------|---------|-------|-------|
| LPHC-18-350 | 6~48V, 350mA | ±8%     | 300mV | 80%   |
| LPHC-18-700 | 6~25V, 700mA | ±8%     | 250mV | 80%   |

### LPC-20 Series



| Model No.  | Output       | Io Tol. | R&N   | Effi. |
|------------|--------------|---------|-------|-------|
| LPC-20-350 | 9~48V, 350mA | ±5%     | 200mV | 83%   |
| LPC-20-700 | 9~30V, 700mA | ±5%     | 200mV | 83%   |

### LPC-35 Series



| Model No.   | Output        | Io Tol. | R&N   | Effi. |
|-------------|---------------|---------|-------|-------|
| LPC-35-700  | 9~48V, 700mA  | ±5%     | 200mV | 85%   |
| LPC-35-1050 | 9~30V, 1050mA | ±5%     | 200mV | 85%   |
| LPC-35-1400 | 9~24V, 1400mA | ±5%     | 200mV | 85%   |

Note: The models on this page might not be suitable for lighting applications in EU countries. Please check with your local authorities for the possible use of the model of interest.

# LP series 60~150W

## Features

- **Constant current mode**
- LPC-60/100: 90~264VAC input  
LPC-150: 180~305VAC input only
- High efficiency up to 90%
- **Fully encapsulated with IP67 level**
- Isolation class II, no F.G.
- Class 2 power unit / Pass LPS (LPC-60)
- Economic, high reliability
- Suitable for LED-based decorative / architectural lighting, LED stage, theater lighting, and LED electronic displays
- Protections: Short circuit / Over voltage / Over temperature (LPC-150 only)
- 2 years warranty

|  |  | LPC-60                                 | LPC-100                    | LPC-150                         |      |  |  |        |  |            |      |  |  |  |  |  |
|--|--|--|----------------------------|---------------------------------|------|--|--|--------|--|------------|------|--|--|--|--|--|
| <table border="1"> <thead> <tr> <th colspan="2">INPUT</th> </tr> <tr> <th>60W / 100W</th> <th>150W</th> </tr> </thead> <tbody> <tr> <td></td> <td></td> </tr> <tr> <th colspan="2">OUTPUT</th> </tr> <tr> <th>60W / 100W</th> <th>150W</th> </tr> <tr> <td></td> <td></td> </tr> </tbody> </table> |  | INPUT                                  |                            | 60W / 100W                      | 150W |  |  | OUTPUT |  | 60W / 100W | 150W |  |  |  |  |  |
| INPUT  |  |  |                            |                                 |      |  |  |        |  |            |      |  |  |  |  |  |
| 60W / 100W   | 150W   |  |                            |                                 |      |  |  |        |  |            |      |  |  |  |  |  |
|  |  |  |                            |                                 |      |  |  |        |  |            |      |  |  |  |  |  |
| OUTPUT   |  |  |                            |                                 |      |  |  |        |  |            |      |  |  |  |  |  |
| 60W / 100W   | 150W   |  |                            |                                 |      |  |  |        |  |            |      |  |  |  |  |  |
|  |  |  |                            |                                 |      |  |  |        |  |            |      |  |  |  |  |  |
| AC input voltage range   | 90~264VAC; 127~370VDC  |  | 180~305VAC; 254~431VDC     |                                 |      |  |  |        |  |            |      |  |  |  |  |  |
| AC inrush current (max.)   | Cold start, 60A at 230VAC  | Cold start, 75A at 230VAC              | Cold start, 40A at 230VAC  |                                 |      |  |  |        |  |            |      |  |  |  |  |  |
| Over voltage protection  | 105%~135%  | 110%~135%                              |                            |                                 |      |  |  |        |  |            |      |  |  |  |  |  |
| Withstand voltage  | I/P-O/P: 3kVAC   |  |                            |                                 |      |  |  |        |  |            |      |  |  |  |  |  |
| Working temperature  | -30~+70°C  | -25~+50°C                              | -25~+50°C                  |                                 |      |  |  |        |  |            |      |  |  |  |  |  |
| Vibration  | 10 ~ 500Hz, 2G 10min./1cycle, period for 60min. each along X, Y, Z axes                    |  |                            |                                 |      |  |  |        |  |            |      |  |  |  |  |  |
| Safety standards   | UL1310, EAC TP TC 004 approved   | EN62368-1(LVD), EAC TP TC 004 approved |                            |                                 |      |  |  |        |  |            |      |  |  |  |  |  |
| EMC standards  | EN55032 class B, EN61000-3-2 class A, EN61000-3-3, EN61000-4-2,3,4,5,6,8,11, EAC TP TC 020 |  |                            |                                 |      |  |  |        |  |            |      |  |  |  |  |  |
| Connection   | Input  | UL rated, 18AWG x2C (60cm)             | UL rated, 18AWG x2C (30cm) | UL rated, SJTW 18AWG x2C (30cm) |      |  |  |        |  |            |      |  |  |  |  |  |
|  | Output   | UL rated, 16AWG x2C (60cm)             | UL rated, 18AWG x2C (30cm) | UL rated, SJTW 18AWG x2C (30cm) |      |  |  |        |  |            |      |  |  |  |  |  |
| Dimension (LxWxH)(mm)  | 162.5x 42.5x 32  | 190x 52x 37                            | 191x 63x 37.5              |                                 |      |  |  |        |  |            |      |  |  |  |  |  |

### LPC-60 Series

| Model No.   | Output        | Io Tol. | R&N   | Effi. |
|-------------|---------------|---------|-------|-------|
| LPC-60-1050 | 9~48V, 1050mA | ±5%     | 200mV | 87%   |
| LPC-60-1400 | 9~42V, 1400mA | ±5%     | 200mV | 85%   |
| LPC-60-1750 | 9~34V, 1750mA | ±5%     | 200mV | 87%   |

### LPC-100 Series

| Model No.    | Output          | Io Tol. | R&N  | Effi. |
|--------------|-----------------|---------|------|-------|
| LPC-100-350  | 143~286V, 350mA | ±5%     | 1.5V | 90%   |
| LPC-100-500  | 100~200V, 500mA | ±5%     | 1.5V | 90%   |
| LPC-100-700  | 72~143V, 700mA  | ±5%     | 1.0V | 90%   |
| LPC-100-1050 | 48~96V, 1050mA  | ±5%     | 1.0V | 90%   |
| LPC-100-1400 | 36~72V, 1400mA  | ±5%     | 1.0V | 89.5% |
| LPC-100-1750 | 29~58V, 1750mA  | ±5%     | 1.0V | 89.5% |
| LPC-100-2100 | 24~48V, 2100mA  | ±5%     | 1.0V | 89%   |

### LPC-150 Series

| Model No.    | Output          | Io Tol. | R&N  | Effi. |
|--------------|-----------------|---------|------|-------|
| LPC-150-350  | 215~430V, 350mA | ±5%     | 2.0V | 90%   |
| LPC-150-500  | 150~300V, 500mA | ±5%     | 1.5V | 90%   |
| LPC-150-700  | 107~215V, 700mA | ±5%     | 1.0V | 90%   |
| LPC-150-1050 | 72~144V, 1050mA | ±5%     | 1.0V | 90%   |
| LPC-150-1400 | 54~108V, 1400mA | ±5%     | 1.0V | 90%   |
| LPC-150-1750 | 43~86V, 1750mA  | ±5%     | 1.0V | 90%   |
| LPC-150-2100 | 36~72V, 2100mA  | ±5%     | 1.0V | 90%   |
| LPC-150-2450 | 31~62V, 2450mA  | ±5%     | 1.0V | 90%   |
| LPC-150-2800 | 27~54V, 2800mA  | ±5%     | 1.0V | 90%   |
| LPC-150-3150 | 24~48V, 3150mA  | ±5%     | 1.0V | 90%   |

Note: The models on this page might not be suitable for lighting applications in EU countries. Please check with your local authorities for the possible use of the model of interest.

# Plastic Case

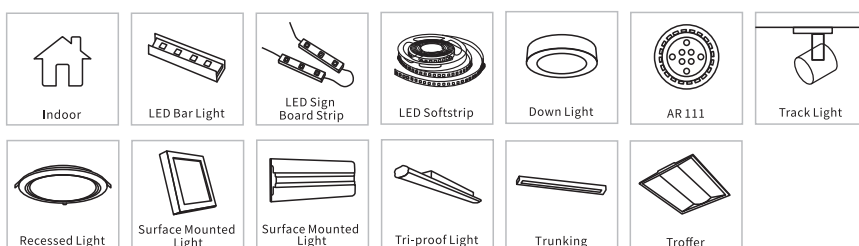
with PFC

- 14 NPF Series (40~120W)
- 15 LPF Series (16~90W)
- 17 PWM Series (40~120W)
- 17 PWM-DA Series (60~120W)
- 18 OWA Series (60~120W)
- 19 ODLV Series (45~65W)
- 20 ODLC Series (45~65W)
- 21 PLD Series (16~60W)
- 22 PCD Series (16~60W)
- 23 PLN Series (20~96W)
- 24 HLN Series (40~80W)
- 25 GSC Series (18~40W)



MEAN WELL provides various kinds of LED drivers for indoor lighting luminaires. In general, LED drivers for plastic housing can be categorized into independent and built-in types. For example, NPF,LPF,PWM and OWA series feature the waterproof function and can be used externally as an independent driver control gear or built-in with luminaires,especially for high humidity or semi-outdoor environment. While, ODLC/ODLV/PLD/PCD series are for built-in indoor design luminaires, such as recessed light/down light/Canopy luminaires. The above-mentioned LED drivers are equipped with 0-10V dimming, DALI dimming or PWM style output dimming function respectively. Furthermore, if auxiliary power is needed for intelligent control products,ODLC/ODLV-45/60 series is a perfect fit.

## Application



# NPF series 40~120W

## Features

- Constant voltage+constant current modes (D-Type: Constant current mode only)
- Universal AC input (90 to 305VAC) / Full range
- High efficiency up to 90%
- No load power consumption <0.15W (<0.5W for D-Type)
- Fully isolated plastic case with IP67 level
- Isolation class II, no F.G.
- Class 2 power unit [except for NPF-90(D)-12/15 & NPF-120(D)]
- Type HL LED Driver for use in Class I, Division 2 hazardous location luminaires [except for NPF-90(D)]
- D-Type: Built-in 3 in 1 dimming function (0~10VDC, PWM signal or resistance)
- BE-Type: Built-in 3 in 1 dimming function (0~10VDC, PWM signal or resistance) and 12V/200mA auxiliary output for 120W only
- Suitable for dry, damp, and wet location
- Protections: Short circuit / Over current / Over voltage / Over temperature
- 5 years warranty

| INPUT                     | OUTPUT (NPF-40D/60D)  | NPF-40(D)/60(D)  | NPF-90(D)  | NPF-120(D)  |
|---------------------------|---|--|--|---|
| ACL<br>ACN                | DIM+<br>DIM-<br>Vo+<br>Vo-  |  |  |   |
| OUTPUT (NPF-40/60/90/120) | OUTPUT (NPF-90D/120D)   |  |  |   |
| Vo-<br>Vo+                | DIM+<br>DIM-<br>Vo-<br>Vo+  |  |  |   |
| AC input voltage range    | 90~305VAC; 127~431VDC   |  |  |   |
| AC inrush current (max.)  | Cold start, 50A at 230VAC   |  | Cold start, 60A at 230VAC  |   |
| Over current protection   | 95%~108% constant current limiting, auto-recovery   |  |  |   |
| Over voltage protection   | 110%~140% rated output voltage  |  |  |   |
| Over temp. protection     | Shut down o/p voltage, re-power on to recover   |  |  |   |
| Setup, rise, hold up time | 500ms, 80ms, 16ms at full load and 230VAC   |  |  |   |
| Total harmonic distortion | THD<20%   |  |  |   |
| Withstand voltage         | I/P-O/P: 3.75kVAC   |  |  |   |
| Working temperature       | Tcase= -40~+85°C (refer to "OUTPUT LOAD vs TEMPERATURE")  |  | Tcase= -40~+90°C   |   |
| Safety standards          | UL8750, ENEC EN61347-1, EN61347-2-13, EN62384 approved, GB19510.14, GB19510.1, EAC TP TC 004, UL879[for NPF-40(D)/60(D)12V,24V only]; Design refer to EN60335-1 |  |  |   |
| EMC standards             | EN55015, EN61000-3-2 class C, EN61000-3-3, EN61000-4-2,3,4,5,6,8,11, EN61547, GB17743, GB17625.1, EAC TP TC 020   |  |  |   |
| Connection                | Input   | UL rated, SJTW 18AWGx2C (30cm)   |  |   |
|                           | Output  | NPF-40/60:<br>SVT 18AWGx 2C (30cm)<br>NPF-40D/60D:<br>UL2464 18AWG x2C (30cm)+<br>22AWG x2C (30cm) | NPF-90:<br>SJTW 16AWGx2C (30cm)<br>NPF-90D:<br>SJTW 16AWGx2C (30cm)+<br>UL2464 18AWGx2C (30cm) | NPF-120:<br>SJTW 14AWGx2C (30cm)<br>NPF-120D:<br>SJTW 14AWGx2C (30cm)+<br>UL2464 18AWGx2C (30cm)<br>[UL2464 22AWGx3C(30cm) for BE-Type] |
| Dimension (LxWxH) (mm)    | 150x 53x 35   |  | 171x 63x 37.5  |   |

### NPF-40 Series

| Model No.   | Output       | Tol. | R&N   | Io Ripple (D-Type) | Effi. |
|-------------|--------------|------|-------|--------------------|-------|
| NPF-40□-12○ | 12V, 0~3.34A | ±4%  | 150mV | 5%                 | 86%   |
| NPF-40□-15○ | 15V, 0~2.67A | ±4%  | 150mV | 5%                 | 87%   |
| NPF-40□-20○ | 20V, 0~2A    | ±4%  | 150mV | 5%                 | 88%   |
| NPF-40□-24○ | 24V, 0~1.67A | ±3%  | 150mV | 5%                 | 89%   |
| NPF-40□-30○ | 30V, 0~1.34A | ±3%  | 200mV | 5%                 | 89%   |
| NPF-40□-36○ | 36V, 0~1.12A | ±2%  | 200mV | 5%                 | 90%   |
| NPF-40□-42○ | 42V, 0~0.96A | ±1%  | 200mV | 5%                 | 90%   |
| NPF-40□-48○ | 48V, 0~0.84A | ±1%  | 200mV | 5%                 | 90%   |
| NPF-40□-54○ | 54V, 0~0.76A | ±1%  | 350mV | 5%                 | 90%   |

### NPF-60 Series

| Model No.   | Output       | Tol. | R&N   | Io Ripple (D-Type) | Effi. |
|-------------|--------------|------|-------|--------------------|-------|
| NPF-60□-12○ | 12V, 0~5A    | ±4%  | 150mV | 5%                 | 86%   |
| NPF-60□-15○ | 15V, 0~4A    | ±4%  | 150mV | 5%                 | 87%   |
| NPF-60□-20○ | 20V, 0~3A    | ±4%  | 150mV | 5%                 | 88%   |
| NPF-60□-24○ | 24V, 0~2.5A  | ±3%  | 150mV | 5%                 | 89%   |
| NPF-60□-30○ | 30V, 0~2A    | ±3%  | 200mV | 5%                 | 90%   |
| NPF-60□-36○ | 36V, 0~1.67A | ±2%  | 200mV | 5%                 | 90%   |
| NPF-60□-42○ | 42V, 0~1.43A | ±1%  | 200mV | 5%                 | 90%   |
| NPF-60□-48○ | 48V, 0~1.25A | ±1%  | 200mV | 5%                 | 90%   |
| NPF-60□-54○ | 54V, 0~1.12A | ±1%  | 350mV | 5%                 | 90%   |

### NPF-90 Series

| Model No.   | Output       | Tol. | R&N   | Io Ripple (D-Type) | Effi. |
|-------------|--------------|------|-------|--------------------|-------|
| NPF-90□-12○ | 12V, 0~7.5A  | ±4%  | 150mV | 5%                 | 88%   |
| NPF-90□-15○ | 15V, 0~6A    | ±4%  | 150mV | 5%                 | 89%   |
| NPF-90□-20○ | 20V, 0~4.5A  | ±4%  | 150mV | 5%                 | 90%   |
| NPF-90□-24○ | 24V, 0~3.75A | ±3%  | 150mV | 5%                 | 90%   |
| NPF-90□-30○ | 30V, 0~3A    | ±3%  | 200mV | 5%                 | 89%   |
| NPF-90□-36○ | 36V, 0~2.5A  | ±2%  | 200mV | 5%                 | 90%   |
| NPF-90□-42○ | 42V, 0~2.15A | ±1%  | 250mV | 5%                 | 90%   |
| NPF-90□-48○ | 48V, 0~1.88A | ±1%  | 250mV | 5%                 | 90%   |
| NPF-90□-54○ | 54V, 0~1.67A | ±1%  | 350mV | 5%                 | 90%   |

### NPF-120 Series

| Model No.    | Output      | Tol. | R&N   | Io Ripple (D-Type) | Effi. |
|--------------|-------------|------|-------|--------------------|-------|
| NPF-120□-12△ | 12V, 0~10A  | ±4%  | 150mV | 5%                 | 87.5% |
| NPF-120□-15△ | 15V, 0~8A   | ±4%  | 150mV | 5%                 | 88%   |
| NPF-120□-20△ | 20V, 0~6A   | ±4%  | 150mV | 5%                 | 89%   |
| NPF-120□-24△ | 24V, 0~5A   | ±4%  | 150mV | 5%                 | 89.5% |
| NPF-120□-30△ | 30V, 0~4A   | ±3%  | 200mV | 5%                 | 89%   |
| NPF-120□-36△ | 36V, 0~3.4A | ±2%  | 200mV | 5%                 | 89.5% |
| NPF-120□-42△ | 42V, 0~2.9A | ±1%  | 250mV | 5%                 | 89.5% |
| NPF-120□-48△ | 48V, 0~2.5A | ±1%  | 250mV | 5%                 | 90%   |
| NPF-120□-54△ | 54V, 0~2.3A | ±1%  | 350mV | 5%                 | 90%   |









□ = Blank, D; Blank: without dimming function, D: with dimming function △ = Blank, BE; Blank: without auxiliary output, BE: D-Type with auxiliary function



# LPF series 16~40W

## Features

- Constant voltage+constant current modes (D-Type: Constant current mode only)
- Universal AC input (90 to 305VAC) / Full range
- Isolation class II, no F.G.
- Class 2 power unit
- Fully encapsulated with IP67 level [optional for LPF-16(D)]
- Built-in 3 in 1 dimming function (1~10VDC, PWM signal or resistance) for D type
- Suitable for LED lighting with independent applications
- Suitable for dry, damp, and wet location
- Protections: Short circuit / Over current / Over voltage / Over temperature
- 5 years warranty

|   |   | LPF-16(D)/25(D)   | LPF-40(D)  |
|---|---|---|--|
| <b>INPUT</b><br><br><b>OUTPUT (Non-Dimming Models)</b><br><br><b>OUTPUT (Dimming Models)</b><br> |    |        |         |
|   |    |      |  |
|   |   |   |  |
| AC input voltage range  | 90~305VAC ; 127~431VDC  |   |  |
| AC inrush current (max.)  | LPF-16(D): Cold start, 45A at 230VAC<br>LPF-25(D): Cold start, 50A at 230VAC  | Cold start, 50A   |  |
| Over current protection   | 95% ~108% constant current, auto-recovery   |   |  |
| Over voltage protection   | 110%~150% rated output voltage  |   |  |
| Setup, rise, hold up time   | 500ms, 80ms, 16ms at full load and 230VAC   |   |  |
| Withstand voltage   | I/P - O/P: 3.75kVAC   |   |  |
| Working temperature   | Tcase= -35~+70°C<br>(refer to "OUTPUT LOAD vs TEMPERATURE")   | Tcase= -40~+80°C<br>(refer to "OUTPUT LOAD vs TEMPERATURE")                             |  |
| Safety standards  | UL8750, ENEC EN61347-1, EN61347-2-13, EN62384, PSE J61347-1, J61347-2-13, EAC TP TC 004, GB19510.14, GB19510.1 approved; TUV EN61347-1, EN61347-2-13 approved for LPF-40(D) |   |  |
| EMC standards   | EN55015, EN61547, EN61000-3-2 class C, EN61000-3-3, EN61000-4-2,3,4,5,6,8,11, EAC TP TC 020, GB17743, GB17625.1   |   |  |
| Connection  | Input   | UL rated, SJTW 18AWGx2C (30cm)  |  |
|   | Output  | LPF-16/25: UL rated, SVT 18AWGx2C (30cm)<br>LPF-16D/25D: UL rated, SJTW 18AWGx4C (30cm) | LPF-40: UL rated, SVT 18AWGx2C (30cm)<br>LPF-40D: UL2464, 18AWGx2C(30cm)+22AWGx2C (30cm) |
| Dimension (LxWxH)(mm)   | 148x 40x 32   | 162.5x 43x 32   |  |

## LPF-16 Series



| Model No. | Output       | Tol. | R&N   | Effi. |
|-----------|--------------|------|-------|-------|
| LPF-16-12 | 12V, 0~1.34A | ±5%  | 150mV | 83.0% |
| LPF-16-15 | 15V, 0~1.07A | ±5%  | 150mV | 83.0% |
| LPF-16-20 | 20V, 0~0.80A | ±5%  | 150mV | 84.5% |
| LPF-16-24 | 24V, 0~0.67A | ±5%  | 150mV | 84.5% |
| LPF-16-30 | 30V, 0~0.54A | ±5%  | 200mV | 84.5% |
| LPF-16-36 | 36V, 0~0.45A | ±5%  | 250mV | 85.0% |
| LPF-16-42 | 42V, 0~0.39A | ±5%  | 250mV | 85.0% |
| LPF-16-48 | 48V, 0~0.34A | ±5%  | 250mV | 85.0% |
| LPF-16-54 | 54V, 0~0.30A | ±5%  | 350mV | 84.5% |

□ = Blank, D ; Blank: without dimming function , D: with dimming function

## LPF-25 Series



| Model No. | Output       | Tol. | R&N   | Effi. |
|-----------|--------------|------|-------|-------|
| LPF-25-12 | 12V, 0~2.10A | ±4%  | 150mV | 84.0% |
| LPF-25-15 | 15V, 0~1.67A | ±4%  | 150mV | 84.0% |
| LPF-25-20 | 20V, 0~1.25A | ±4%  | 150mV | 85.0% |
| LPF-25-24 | 24V, 0~1.05A | ±4%  | 150mV | 85.5% |

| Model No. | Output       | Tol. | R&N   | Effi. |
|-----------|--------------|------|-------|-------|
| LPF-25-30 | 30V, 0~0.84A | ±4%  | 200mV | 85.5% |
| LPF-25-36 | 36V, 0~0.70A | ±4%  | 250mV | 85.5% |
| LPF-25-42 | 42V, 0~0.60A | ±4%  | 250mV | 85.5% |
| LPF-25-48 | 48V, 0~0.53A | ±4%  | 250mV | 86.0% |
| LPF-25-54 | 54V, 0~0.47A | ±4%  | 350mV | 86.0% |

□ = Blank, D ; Blank: without dimming function , D: with dimming function



## LPF-40 Series



| Model No. | Output       | Tol. | R&N   | Effi. |
|-----------|--------------|------|-------|-------|
| LPF-40-12 | 12V, 0~3.34A | ±4%  | 150mV | 84.0% |
| LPF-40-15 | 15V, 0~2.67A | ±4%  | 150mV | 85.0% |
| LPF-40-20 | 20V, 0~2.00A | ±4%  | 150mV | 86.0% |
| LPF-40-24 | 24V, 0~1.67A | ±4%  | 150mV | 87.0% |
| LPF-40-30 | 30V, 0~1.34A | ±4%  | 200mV | 88.0% |
| LPF-40-36 | 36V, 0~1.12A | ±4%  | 250mV | 88.0% |
| LPF-40-42 | 42V, 0~0.96A | ±4%  | 250mV | 88.5% |
| LPF-40-48 | 48V, 0~0.84A | ±4%  | 250mV | 89.0% |
| LPF-40-54 | 54V, 0~0.76A | ±4%  | 350mV | 89.0% |

□ = Blank, D ; Blank: without dimming function , D: with dimming function

# LPF series 60~90W

## Features

- Constant voltage+constant current modes (D-Type: Constant current mode only)
- LPF: 90~305VAC input  
LPFH: 200~400VAC input
- Fully isolated plastic case with IP67 level
- Isolation class II, no F.G.
- Class 2 power unit
- Type HL LED Driver for use in Class I, Division 2 hazardous location luminaires [LPFH-60(D) & LPF-90(D) only]
- Built-in 3 in 1 dimming function (1~10VDC, PWM signal or resistance) for D-Type
- Suitable for LED lighting with independent applications
- Suitable for dry, damp, and wet location
- Protections: Short circuit / Over current / Over voltage / Over temperature
- 5 years warranty

|                           |  | LPF-60(D)  | LPF-90(D)  | LPFH-60(D)   |
|---------------------------|--|--|--|--|
| INPUT                     |  |  |  |  |
|                           | OUTPUT (Non-Dimming Models)  |  |  |  |
|                           | OUTPUT (Dimming Models)  |  |  |  |
| AC input voltage range    | 90~305VAC ; 127~431VDC   |  | 200~400VAC; 282~566VDC   |  |
| AC inrush current (max.)  | Cold start, 55A at 230VAC  | Cold start, 70A at 230VAC  | Cold start, 40A at 374VAC  |  |
| Over current protection   | 95%~108% constant current, auto-recovery   |  |  |  |
| Over voltage protection   | 110%~150% rated output voltage   |  |  |  |
| Setup, rise, hold up time | 500ms, 80ms, 16ms at full load and 230VAC  | 500ms, 200ms, 16ms at full load and 230VAC   | 500ms, 100ms, 10ms at full load and 347VAC                                     |  |
| Withstand voltage         | I/P - O/P: 3.75kVAC  |  | I/P - O/P: 3kVAC   |  |
| Working temperature       | Tcase= -40~+80°C   |  | Tcase= -40~+70°C   |  |
| Safety standards          | UL8750, ENEC and TUV EN61347-1, EN61347-2-13, EAC TP TC 004, EN62384, PSE J61347-1, J61347-2-13, GB19510.14, GB19510.1 |  | UL8750, EAC TP TC 004 approved   |  |
| EMC standards             | EN55015, EN61547, EN61000-3-2 class C, EN61000-3-3, EN61000-4-2,3,4,5,6,8,11, GB17743, GB17625.1, EAC TP TC 020        |  | FCC part 15 class B, EAC TP TC 020   |  |
| Connection                | Input  | UL rated, SJTW 18AWGx2C (30cm)   |  | UL rated, UL1015 18AWGx2C (30cm)   |
|                           | Output   | LPF-60:<br>UL rated, SVT 18AWGx2C (30cm)<br>LPF-60D: UL2464 18AWGx2C(30cm)+22AWGx2C (30cm) | LPF-90:<br>UL rated, SVT 18AWGx2C (30cm)<br>LPF-90D:<br>UL2464 18AWGx4C (30cm) | LPFH-60:<br>UL rated, UL1015 18AWGx2C (30cm)<br>LPFH-60D:<br>UL rated, UL1015 18AWGx2C (30cm) +22AWGx2C (30cm) |
| Dimension (LxWxH)(mm)     | 162.5x 43x 32  |  | 161x 61x 36  |  |

## LPF-60 Series

| Model No. | Output       | Tol. | R&N   | Effi. |
|-----------|--------------|------|-------|-------|
| LPF-60-12 | 12V, 0~5.00A | ±4%  | 150mV | 86%   |
| LPF-60-15 | 15V, 0~4.00A | ±4%  | 150mV | 87%   |
| LPF-60-20 | 20V, 0~3.00A | ±4%  | 150mV | 88%   |
| LPF-60-24 | 24V, 0~2.50A | ±4%  | 150mV | 89%   |
| LPF-60-30 | 30V, 0~2.00A | ±4%  | 200mV | 90%   |
| LPF-60-36 | 36V, 0~1.67A | ±4%  | 250mV | 90%   |
| LPF-60-42 | 42V, 0~1.43A | ±4%  | 250mV | 90%   |
| LPF-60-48 | 48V, 0~1.25A | ±4%  | 250mV | 90%   |
| LPF-60-54 | 54V, 0~1.12A | ±4%  | 350mV | 90%   |

□ = Blank, D ; Blank: without dimming function , D: with dimming function

## LPF-90 Series

| Model No. | Output       | Tol. | R&N   | Effi. |
|-----------|--------------|------|-------|-------|
| LPF-90-15 | 15V, 0~5.00A | ±4%  | 150mV | 89.0% |
| LPF-90-20 | 20V, 0~4.50A | ±4%  | 150mV | 89.5% |
| LPF-90-24 | 24V, 0~3.75A | ±4%  | 150mV | 90.0% |

## LPFH-60 Series

| Model No.  | Output       | Tol. | R&N   | Effi. |
|------------|--------------|------|-------|-------|
| LPFH-60-30 | 30V, 0~3.00A | ±4%  | 200mV | 90.5% |
| LPFH-60-36 | 36V, 0~2.50A | ±4%  | 200mV | 90.5% |
| LPFH-60-42 | 42V, 0~2.15A | ±4%  | 200mV | 90.5% |
| LPFH-60-48 | 48V, 0~1.88A | ±4%  | 200mV | 90.5% |
| LPFH-60-54 | 54V, 0~1.67A | ±4%  | 200mV | 90.5% |

□ = Blank, D ; Blank: without dimming function , D: with dimming function

## LPFH-60 Series


| Model No.  | Output       | Tol. | R&N   | Effi. |
|------------|--------------|------|-------|-------|
| LPFH-60-12 | 12V, 0~5.00A | ±4%  | 150mV | 86%   |
| LPFH-60-15 | 15V, 0~4.00A | ±4%  | 150mV | 87%   |
| LPFH-60-24 | 24V, 0~2.50A | ±4%  | 150mV | 89%   |
| LPFH-60-36 | 36V, 0~1.67A | ±4%  | 250mV | 90%   |
| LPFH-60-42 | 42V, 0~1.43A | ±4%  | 250mV | 90%   |
| LPFH-60-48 | 48V, 0~1.25A | ±4%  | 250mV | 90%   |
| LPFH-60-54 | 54V, 0~1.12A | ±4%  | 350mV | 90%   |

□ = Blank, D ; Blank: without dimming function , D: with dimming function

# PWM series 40~120W

## Features

- Constant voltage PWM style output mode
- Universal AC input (90 to 305VAC) / Full range
- High efficiency up to 90.5%
- No load power consumption <0.5W
- Fully isolated plastic case with IP67 level
- Isolation class II, no F.G.
- Class 2 power unit (except for PWM-90-12 & PWM-120)
- Type HL LED Driver for use in Class I, Division 2 hazardous location luminaires (except for PWM-90)
- Built-in 3 in 1 dimming function (0~10VDC, PWM signal or resistance)
- Built-in DALI interface (except for PWM-40)
- Suitable for dry, damp, and wet location
- Suitable for LED strip lighting
- Protections: Short circuit / Overload / Over voltage / Over temp.
- 5 years warranty



|                           |   |   |
|---------------------------|---|---|
| AC input voltage range    | 90~305VAC; 127~431VDC   |   |
| AC inrush current (max.)  | Cold start, 50A at 230VAC   | Cold start, 60A at 230VAC                 |
| Overload protection       | 108%~120% hiccup mode, auto-recovery  |   |
| Over voltage protection   | 113%~142% rated output voltage  |   |
| Over temp. protection     | Shut down o/p voltage, re-power on to recover   |   |
| Setup time                | 500ms / 115VAC or 230VAC  |   |
| Total harmonic distortion | THD<20%   |   |
| PWM output frequency      | 1.47kHz   |   |
| Withstand voltage         | I/P-O/P: 3.75kVAC   |   |
| Working temperature       | Tcase= -40~+85°C (refer to "OUTPUT LOAD vs TEMPERATURE")  | Tcase= -40~+90°C                          |
| Safety standards          | UL8750( except for DA-Type), UL879( PWM-40/60-12/24 only), CSA C22.2 No. 250.13-12; ENEC EN61347-1,EN61347-2-13 independent,EN62384, IP67,BIS IS15885(for 12,24,48, Blank Type only), EAC TP TC 004, GB19510.1,GB19510.14 approved; Design refer to EN60335-1 |   |
| EMC standards             | Compliance to EN55015, EN61000-3-2 Class C (@load≥60%) ; EN61000-3-3,GB17743 and GB17625.1,EAC TP TC 020, EN61000-4-2,3,4,5,6,8,11; EN61547, light industry level (surge immunity Line-Line 2KV)  |   |
| Connection                | Input   | UL rated, SJTW 18AWGx2C (30cm)            |
|                           | Output  | UL2464 18AWG x2C (30cm)+ 22AWG x2C (30cm) |
| Dimension (LxWxH) (mm)    | 150x 53x 35   | 171x 63x 37.5                             |

**PWM-40 Series**

UL US ENEC CB CE EAC (for 12V,24V) 0-10VDC Type HL

| Model No. | Output       | Tol. | Effi. |
|-----------|--------------|------|-------|
| PWM-40-12 | 12V, 0~3.34A | ±4%  | 86.0% |
| PWM-40-24 | 24V, 0~1.67A | ±3%  | 89.0% |
| PWM-40-36 | 36V, 0~1.12A | ±2%  | 90.0% |
| PWM-40-48 | 48V, 0~0.84A | ±1%  | 90.0% |

**PWM-90 Series**

UL US ENEC CB CE EAC (DA-Type) 0-10VDC Type HL

| Model No.   | Output       | Tol. | Effi. |
|-------------|--------------|------|-------|
| PWM-90-12 ○ | 12V, 0~7.5A  | ±4%  | 88.0% |
| PWM-90-24 ○ | 24V, 0~3.75A | ±3%  | 90.5% |
| PWM-90-36   | 36V, 0~2.5A  | ±2%  | 90.5% |
| PWM-90-48   | 48V, 0~1.88A | ±1%  | 90.5% |

**PWM-60 Series**

UL US ENEC CB CE EAC (DA-Type) 0-10VDC Type HL (for 12/24/48 Blank-Type) (except for DA-Type) (12,24,48 Blank-Type)

| Model No.   | Output       | Tol. | Effi. |
|-------------|--------------|------|-------|
| PWM-60-12 ○ | 12V, 0~5A    | ±4%  | 86.0% |
| PWM-60-24 ○ | 24V, 0~2.5A  | ±3%  | 89.0% |
| PWM-60-36   | 36V, 0~1.67A | ±2%  | 90.0% |
| PWM-60-48   | 48V, 0~1.25A | ±1%  | 90.0% |

**PWM-120 Series**

UL US ENEC CB CE EAC (DA-Type) 0-10VDC Type HL (except for 12DA-Type) (for 12V,24V)

| Model No.    | Output      | Tol. | Effi. |
|--------------|-------------|------|-------|
| PWM-120-12 ○ | 12V, 0~10A  | ±4%  | 88.0% |
| PWM-120-24 ○ | 24V, 0~5A   | ±4%  | 90.0% |
| PWM-120-36   | 36V, 0~3.4A | ±2%  | 90.0% |
| PWM-120-48   | 48V, 0~2.5A | ±1%  | 90.5% |

○ = Blank, DA ; Blank: with 3 in 1 dimming function , DA: with DALI function (12V/24V only)

# OWA series 60~120W

## Features

- Constant voltage + constant current modes
- Universal AC input / Full range
- Built-in active PFC function (OWA-90/120)
- No load power consumption <0.15W
- Energy efficiency Level VI
- Fully encapsulated with IP67 level for power body
- Isolation class II, no F.G.
- Class 2 power unit (OWA-60 & OWA-90-20~54)
- Protections: Short circuit / Over current / Over voltage / Over temp.
- Suitable for dry and damp location
- 5 years warranty

| INPUT         |        | OWA-60 | OWA-90 | OWA-120 |
|---------------|--------|--------|--------|---------|
| OWA-60/90/120 |        |        |        |         |
| U-Type        | E-Type |        |        |         |
| OUTPUT        |        |        |        |         |
| OWA-60        |        |        |        |         |
| U-Type        | E-Type |        |        |         |
| OWA-90/120    |        |        |        |         |
| U-Type        | E-Type |        |        |         |

|                           |  |   |  |  |
|---------------------------|--|---|--|--|
| AC input voltage range    | 90~264VAC ; 127~370VDC (180~264VAC ; 254~370VDC for OWA-120E)                        |   |  |  |
| AC inrush current (max.)  | Cold start, 65A at 230VAC  | Cold start, 60A at 230VAC   |  |  |
| Over current protection   | 95%~108% constant current limiting, auto-recovery                                    |   |  |  |
| Over voltage protection   | 110%~140% rated output voltage   |   |  |  |
| Over temp. protection     | Shut down output voltage, re-power on to recover                                     |   |  |  |
| Setup, rise, hold up time | 500ms, 80ms, 16ms at full load and 230VAC  |   |  |  |
| Withstand voltage         | I/P-O/P: 3.75KVAC  |   |  |  |
| Working temperature       | -35~+70°C  | -40~+70°C (refer to output derating curve)  |  |  |
| Safety standards          | U-Type   | UL8750 Listed approved  |  |  |
|                           | E-Type   | DEKRA IEC/EN60335-1(except for 48~54V), IEC/EN61558-1, EN61558-2-16, EAC TP TC 040 approved | TUV EN60335-1(except for 42~54V), EN61558-1, EN61558-2-16, EAC TP TC 040 approved      | DEKRA IEC/EN60335-1(except for 48~54V), IEC/EN61558-1, EN61558-2-16, EAC TP TC 040 approved  |
| EMC standards             | U-Type: FCC Part 15; E-Type: EN55014, EN55032 class B, EN61000-3-2,-3, EAC TP TC 020 |   |  |  |
| Connection                | Input  | Plug  | U-Type: NEMA 1-15P plug; E-Type: CEE 7/7 EU plug                                       |  |
|                           |  | Cable   | U-Type: UL rated, SVT 18AWGx2C (150cm); E-Type: H05RN-F 1.0mm <sup>2</sup> x2C (150cm) |  |
|                           | Output   | Plug  | 2.1φ x 5.5φ x 11mm / C+  | U-Type: Power DIN 4P (with lock) type, or 2.5φ x 5.5φ x 11mm/C+, tuning fork type (20~54V only)<br>E-Type : XLR 4P, male type                    |
|                           |  | Cable   | U-Type : UL1185 16AWG x 2C (30cm); E-Type : H05RN-F 1.0mm <sup>2</sup> x 2C (30cm)     | U-Type: UL2464 18AWGx4C (30cm) for Power DIN 4P type; UL246416AWGx2C (30cm) for tuning fork type; E-Type : H05RN-F 1.0mm <sup>2</sup> x2C (30cm) |
| Dimension (LxWxH)(mm)     | 130 x 53 x 35  | 171 x 63 x 37.5   | 191 x 63 x 37.5  |  |

## OWA-60 Series

| Model No.  | Output       | Tol. | R&N   | Effi. |
|------------|--------------|------|-------|-------|
| OWA-60□-12 | 12V, 0~5A    | ±4%  | 150mV | 88%   |
| OWA-60□-15 | 15V, 0~4A    | ±4%  | 150mV | 89%   |
| OWA-60□-20 | 20V, 0~3A    | ±4%  | 150mV | 89%   |
| OWA-60□-24 | 24V, 0~2.5A  | ±3%  | 150mV | 90%   |
| OWA-60□-30 | 30V, 0~2A    | ±3%  | 200mV | 90%   |
| OWA-60□-36 | 36V, 0~1.67A | ±2%  | 200mV | 90%   |
| OWA-60□-42 | 42V, 0~1.5A  | ±1%  | 250mV | 90%   |
| OWA-60□-48 | 48V, 0~1.25A | ±1%  | 250mV | 91%   |
| OWA-60□-54 | 54V, 0~1.12A | ±1%  | 350mV | 91%   |

□ = U / E; U: American 2P, E: European 2P

## OWA-90 Series

| Model No.    | Output       | Tol. | R&N   | Effi. |
|--------------|--------------|------|-------|-------|
| OWA-90□-12   | 12V, 0~7.5A  | ±4%  | 150mV | 89%   |
| OWA-90□-15   | 15V, 0~6A    | ±4%  | 150mV | 90%   |
| OWA-90□-20-△ | 20V, 0~4.5A  | ±4%  | 150mV | 90%   |
| OWA-90□-24-△ | 24V, 0~3.75A | ±3%  | 150mV | 90%   |

| Model No.    | Output       | Tol. | R&N   | Effi. |
|--------------|--------------|------|-------|-------|
| OWA-90□-30-△ | 30V, 0~3A    | ±3%  | 200mV | 90%   |
| OWA-90□-36-△ | 36V, 0~2.5A  | ±2%  | 200mV | 91%   |
| OWA-90□-42-△ | 42V, 0~2.15A | ±1%  | 250mV | 91%   |
| OWA-90□-48-△ | 48V, 0~1.88A | ±1%  | 250mV | 91%   |
| OWA-90□-54-△ | 54V, 0~1.67A | ±1%  | 350mV | 91%   |

□ = U / E; U: American 2P, E: European 2P  
 △ = Blank/P1M; Blank: Power DIN 4P with lock type,  
 P1M: 2.5φx5.5φx11mm/C+, tuning fork type

## OWA-120 Series

| Model No.   | Output      | Tol. | R&N   | Effi. |
|-------------|-------------|------|-------|-------|
| OWA-120□-12 | 12V, 0~10A  | ±4%  | 150mV | 87.5% |
| OWA-120□-15 | 15V, 0~8A   | ±4%  | 150mV | 89%   |
| OWA-120□-20 | 20V, 0~6A   | ±4%  | 150mV | 90%   |
| OWA-120□-24 | 24V, 0~5A   | ±4%  | 150mV | 90.5% |
| OWA-120□-30 | 30V, 0~4A   | ±3%  | 200mV | 90%   |
| OWA-120□-36 | 36V, 0~3.4A | ±2%  | 200mV | 90%   |
| OWA-120□-42 | 42V, 0~2.9A | ±1%  | 250mV | 90.5% |
| OWA-120□-48 | 48V, 0~2.5A | ±1%  | 250mV | 90.5% |
| OWA-120□-54 | 54V, 0~2.3A | ±1%  | 350mV | 90.5% |

□ = U / E; U: American 2P, E: European 2P



# ODLV series 45~65W

## Features

- Constant voltage PWM style output mode
- ODLV-45: 90~295VAC input  
ODLV-65: 180~295VAC input only
- No load power consumption < 0.5W (Blank-Type)
- High efficiency up to 90%
- Fully encapsulated with IP67 level
- Isolation class II, no FG
- Built-in 2 in 1 dimming (0~10VDC or PWM signal)
- Built-in 12V/50mA auxiliary output (A-Type)
- Suitable for LED strip lighting
- Protection: Short circuit / Over current
- 3 years warranty

| INPUT  |   | ODLV-45(A)   | ODLV-65(A)               |
|--|---|--|--------------------------|
|  |   |  |                          |
| <b>OUTPUT (Blank-Type)</b><br>Vo- (Black), Vo+ (Red), DIM- (Grey), DIM+ (Purple) |   | <b>OUTPUT (A-Type)</b><br>AUX- (Green), AUX+ (Yellow), Vo- (Black), Vo+ (Red), DIM- (Grey), DIM+ (Purple)                                  |                          |
| AC input voltage range   | 90 ~ 295VAC ; 127 ~ 417VDC  |  | 180 ~ 295VAC; 254~417VDC |
| AC inrush current (max.)   | Cold start, 30A at 230VAC   |  |                          |
| Setup time   | 500ms / 230VAC  |  |                          |
| Short circuit protection   | Shut down O/P voltage, re-power on to recovery  |  |                          |
| PWM dimming signal   | 10V PWM signal, frequency range 300Hz~3kHz  |  |                          |
| Total harmonic distortion  | THD<20%   |  |                          |
| Withstand voltage  | I/P-O/P: 3.75KVAC   |  |                          |
| Working temperature  | Tcase= -20~+85°C (refer to "OUTPUT LOAD vs TEMPERATURE")  |  |                          |
| Safety standards   | UL8750, ENEC EN61347-1, EN61347-2-13, EN62384, GB19510.14, GB19510.1, BIS IS15885(for 12V, 24V, 48V only), EAC TP TC 004 approved |  |                          |
| EMC standards  | EN55015, EN61000-3-2 Class C, EN61000-3-3, EN61000-4-2,3,4,5,6,8,11, EN61547, GB17743, GB17625.1, EAC TP TC 020                   |  |                          |
| Connection   | Input   | SVT 18AWGx2C (20cm)  |                          |
|  | Output  | Blank-Type: UL1007 18AWGx2C(20cm) + UL1007 22AWGx2C(15cm)<br>A-Type: UL1007 18AWGx2C(20cm) + UL1007 22AWGx2C(15cm) + UL1007 22AWGx2C(15cm) |                          |
| Dimension (LxWxH) mm   | 111 x 77 x 28.5   | 121 x 77 x 28.5  |                          |

## PWM-60/120KN Series

### 60/120W PWM Output KNX LED Driver

- Constant voltage PWM style output with user changeable frequency
- Plastic housing with class II design
- Built-in active PFC function
- No load power consumption < 0.5W / standby power consumption < 0.5W
- Integrated KNX control portocol
- No need KNX-DALI gateway
- Typical lifetime > 50000 hours
- 5 years warranty

**Under Development**

### ODLV-45/45A Series (for 12V/24V/48V only)

| Model No.   | Output       | Tol. | Effi. |
|-------------|--------------|------|-------|
| ODLV-45□-12 | 12V, 0~3A    | ±10% | 84%   |
| ODLV-45□-24 | 24V, 0~1.88A | ±10% | 86%   |
| ODLV-45□-36 | 36V, 0~1.25A | ±10% | 88%   |
| ODLV-45□-48 | 48V, 0~0.94A | ±10% | 88%   |
| ODLV-45□-60 | 60V, 0~0.75A | ±10% | 90%   |

□ = Blank/A; Blank: without auxiliary output, A: with auxiliary function

### ODLV-65/65A Series (for 12V/24V/48V only)

| Model No.   | Output       | Tol. | Effi. |
|-------------|--------------|------|-------|
| ODLV-65□-12 | 12V, 0~4.2A  | ±10% | 85%   |
| ODLV-65□-24 | 24V, 0~2.4A  | ±10% | 87%   |
| ODLV-65□-36 | 36V, 0~1.8A  | ±10% | 88%   |
| ODLV-65□-48 | 48V, 0~1.35A | ±10% | 89%   |
| ODLV-65□-60 | 60V, 0~1.08A | ±10% | 90%   |

□ = Blank/A; Blank: without auxiliary output, A: with auxiliary function

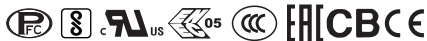
# ODLC series 45~65W

## Features

- Constant Current mode
- Flicker free design
- ODLC-45: 90~295VAC input, ODLC-65: 180~295VAC input
- No load power consumption <0.5W (Blank/DA-Type)
- Fully encapsulated with IP67 level
- Isolation class II, no FG
- Built-in DALI interface (ODLC-45/65-DA)
- Built-in 2 in 1 dimming (0~10VDC or PWM signal)
- Built-in 12V/50mA auxiliary output (A-Type)
- Suitable for LED lighting applications
- Protection: Short circuit / Over current
- 3 years warranty

| INPUT   |  | ODLC-45(A)&ODLC-45DA  | ODLC-65(A)&ODLC-65DA      |     |      |     |      |          |     |          |     |  |      |  |      |  |  |
|---|--|---|---------------------------|-----|------|-----|------|----------|-----|----------|-----|--|------|--|------|--|--|
|   |  |   |                           |     |      |     |      |          |     |          |     |  |      |  |      |  |  |
| <table border="1"> <thead> <tr> <th>OUTPUT (Blank/DA-Type)</th> <th>OUTPUT (A-Type)</th> </tr> </thead> <tbody> <tr> <td>Vo-</td> <td>AUX-</td> </tr> <tr> <td>Vo+</td> <td>AUX+</td> </tr> <tr> <td>DIM-/DA-</td> <td>Vo-</td> </tr> <tr> <td>DIM+/DA+</td> <td>Vo+</td> </tr> <tr> <td></td> <td>DIM-</td> </tr> <tr> <td></td> <td>DIM+</td> </tr> </tbody> </table> |  | OUTPUT (Blank/DA-Type)  | OUTPUT (A-Type)           | Vo- | AUX- | Vo+ | AUX+ | DIM-/DA- | Vo- | DIM+/DA+ | Vo+ |  | DIM- |  | DIM+ |  |  |
| OUTPUT (Blank/DA-Type)  | OUTPUT (A-Type)  |   |                           |     |      |     |      |          |     |          |     |  |      |  |      |  |  |
| Vo-   | AUX-   |   |                           |     |      |     |      |          |     |          |     |  |      |  |      |  |  |
| Vo+   | AUX+   |   |                           |     |      |     |      |          |     |          |     |  |      |  |      |  |  |
| DIM-/DA-  | Vo-  |   |                           |     |      |     |      |          |     |          |     |  |      |  |      |  |  |
| DIM+/DA+  | Vo+  |   |                           |     |      |     |      |          |     |          |     |  |      |  |      |  |  |
|   | DIM-   |   |                           |     |      |     |      |          |     |          |     |  |      |  |      |  |  |
|   | DIM+   |   |                           |     |      |     |      |          |     |          |     |  |      |  |      |  |  |
| AC input voltage range  | 90 ~ 295VAC ; 127 ~ 417VDC   |   | 180 ~ 295VAC ; 254~417VDC |     |      |     |      |          |     |          |     |  |      |  |      |  |  |
| AC inrush current (max.)  | Cold start, 30A at 230VAC  |   |                           |     |      |     |      |          |     |          |     |  |      |  |      |  |  |
| Setup time  | 500ms / 230VAC   |   |                           |     |      |     |      |          |     |          |     |  |      |  |      |  |  |
| PWM dimming signal  | 10V PWM signal, frequency range 300Hz~3kHz   |   |                           |     |      |     |      |          |     |          |     |  |      |  |      |  |  |
| Total harmonic distortion   | THD<20%  |   |                           |     |      |     |      |          |     |          |     |  |      |  |      |  |  |
| Short circuit protection  | Hiccup mode, auto-recovery   |   |                           |     |      |     |      |          |     |          |     |  |      |  |      |  |  |
| Withstand voltage   | I/P-O/P: 3.75KVAC  |   |                           |     |      |     |      |          |     |          |     |  |      |  |      |  |  |
| Working temperature   | Tcase= -20~+85°C   |   |                           |     |      |     |      |          |     |          |     |  |      |  |      |  |  |
| Safety standards  | UL8750, ENEC EN61347-1, EN61347-2-13, EN62384, GB19510.14, GB19510.1, EAC TP TC 004, BIS 15885 (refer to spec for models) approved |   |                           |     |      |     |      |          |     |          |     |  |      |  |      |  |  |
| DALI standards  | IEC 62386-101, 102 (DA-Type only)  |   |                           |     |      |     |      |          |     |          |     |  |      |  |      |  |  |
| EMC standards   | EN55015, EN61000-3-2 Class C, EN61000-3-3, EN61000-4-2,3,4,5,6,8,11, EN61547, GB17743, GB17625.1, EAC TP TC 020                    |   |                           |     |      |     |      |          |     |          |     |  |      |  |      |  |  |
| Connection  | Input  | SVT 18AWGx2C (20cm)   |                           |     |      |     |      |          |     |          |     |  |      |  |      |  |  |
|   | Output   | Blank/DA-Type: UL1007 18AWGx2C(20cm) + UL1007 22AWGx2C(15cm)<br>A-Type: UL1007 18AWGx2C(20cm) + UL1007 22AWGx2C(15cm) |                           |     |      |     |      |          |     |          |     |  |      |  |      |  |  |
| Dimension (LxWxH) mm  | 111 x 77 x 28.5  |   | 121 x 77 x 28.5           |     |      |     |      |          |     |          |     |  |      |  |      |  |  |

## ODLC-45 Series



| Model No.      | Output           | Tol. | Effi. |
|----------------|------------------|------|-------|
| ODLC-45□-350○  | 57 ~ 95V, 350mA  | ±7%  | 86%   |
| ODLC-45□-500○  | 54 ~ 90V, 500mA  | ±7%  | 85%   |
| ODLC-45□-700○  | 38 ~ 64V, 700mA  | ±7%  | 85%   |
| ODLC-45□-1050○ | 26 ~ 43V, 1050mA | ±7%  | 84%   |
| ODLC-45□-1400○ | 19 ~ 32V, 1400mA | ±7%  | 83%   |

□ = Blank/A; Blank: without auxiliary output, A: with auxiliary function  
○ = Blank or DA (without Auxiliary power)

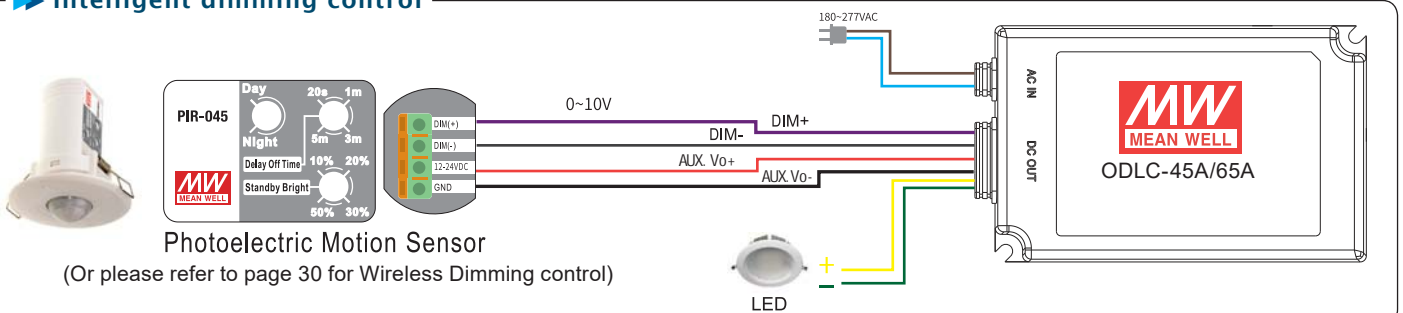
## ODLC-65 Series



| Model No.      | Output           | Tol. | Effi. |
|----------------|------------------|------|-------|
| ODLC-65□-700○  | 69 ~ 93V, 700mA  | ±7%  | 88%   |
| ODLC-65□-1050○ | 46 ~ 62V, 1050mA | ±7%  | 86%   |
| ODLC-65□-1400○ | 34 ~ 46V, 1400mA | ±7%  | 85%   |
| ODLC-65□-1750○ | 27 ~ 36V, 1750mA | ±7%  | 85%   |

□ = Blank/A; Blank: without auxiliary output, A: with auxiliary function  
○ = Blank or DA (without Auxiliary power)

## Intelligent dimming control



# PLD series 16~60W

## Features

- Constant current mode
- PLD-16: 115VAC or 230VAC input  
PLD-25: 90~295VAC input  
PLD-40/60: 230VAC input only
- Fully isolated plastic case with IP42 level
- Isolation class II, no F.G.
- Class 2 power unit / Pass LPS (PLD-16/25)
- Suitable for indoor LED lighting applications
- Protections: Short circuit / Over temperature
- 3 years warranty

|                           | PLD-16  | PLD-25   | PLD-40                               | PLD-60    |        |        |        |  |  |  |
|---------------------------|---|--|--------------------------------------|-----------|--------|--------|--------|--|--|--|
| <b>INPUT</b>              | <table border="1"> <tr> <th>A-Type</th> <th>B-Type</th> <th>PLD-25</th> </tr> <tr> <td></td> <td></td> <td></td> </tr> </table>   |  |                                      |           | A-Type | B-Type | PLD-25 |  |  |  |
| A-Type                    | B-Type  | PLD-25   |                                      |           |        |        |        |  |  |  |
|                           |   |  |                                      |           |        |        |        |  |  |  |
| <b>OUTPUT</b>             |   |  |                                      |           |        |        |        |  |  |  |
| AC input voltage range    | 115VAC (90~135VAC) or 230VAC (180~295VAC)   | 90~295VAC  | 230VAC (180~295VAC)                  |           |        |        |        |  |  |  |
| AC inrush current (max.)  | Cold start, 20A at 230VAC   | Cold start, 25A at 230VAC  |                                      |           |        |        |        |  |  |  |
| Setup time                | 500ms at full load and 230VAC   |  |                                      |           |        |        |        |  |  |  |
| Total harmonic distortion | THD<20%   |  |                                      |           |        |        |        |  |  |  |
| Withstand voltage         | I/P - O/P: 3.75kVAC   |  |                                      |           |        |        |        |  |  |  |
| Short circuit protection  | Hiccup mode, auto-recovery  |  |                                      |           |        |        |        |  |  |  |
| Over temp. protection     | Shut down o/p voltage, re-power on to recover   |  | Shut down o/p voltage, auto-recovery |           |        |        |        |  |  |  |
| Working temperature       | -30~+50°C   | -30~+60°C  | -30~+50°C                            | -30~+45°C |        |        |        |  |  |  |
| Safety standards          | UL8750 (PLD-16/25 only), ENEC EN61347-1, EN61347-2-13, EAC TP TC 040, BIS IS15885 (refer to sepc for models), EN62384 (except for PLD-16 A-Type) GB19510.14, GB19510.1 (except for PLD-60)                                |  |                                      |           |        |        |        |  |  |  |
| EMC standards             | EN55015 (except for PLD-16 A-Type), EN61000-3-2 Class C, EN61000-3-3, EN61000-4,2,3,4,5,6,8,11, EN61547, FCC part 18 non-consumer equipment (PLD-16 A-Type, PLD-25), GB17743, EAC TP TC 020, GB17625.1(except for PLD-60) |  |                                      |           |        |        |        |  |  |  |
| Connection                | Input   | PLD-16 A-Type: UL1430 18AWGx2C (7.5cm)<br>PLD-16 B-Type & PLD-25: NISPT-1 18AWGx2C (7.5cm)<br>PLD-40/60: H03VVH2-F 0.75mm <sup>2</sup> x2C (7.5cm) |                                      |           |        |        |        |  |  |  |
|                           | Output  | UL1430 18AWGx2C (15cm)   |                                      |           |        |        |        |  |  |  |
| Dimension (LxWxH)(mm)     | 84x 57x 29.5  |  | 128x 60x 31.5                        |           |        |        |        |  |  |  |

### PLD-16 Series



| Model No.     | Output         | Io Tol. | R&N  | Effi. |
|---------------|----------------|---------|------|-------|
| PLD-16-350 □  | 24~48V, 350mA  | ±5%     | 4.6V | 84.5% |
| PLD-16-700 □  | 16~24V, 700mA  | ±5%     | 2.7V | 84.5% |
| PLD-16-1050 □ | 12~16V, 1050mA | ±5%     | 2.2V | 84.0% |
| PLD-16-1400 □ | 8~12V, 1400mA  | ±5%     | 2.0V | 82.5% |

□ = A or B-Type ; A-Type: 90~135VAC, B-Type: 180~295VAC

### PLD-25 Series



| Model No.   | Output         | Io Tol. | R&N  | Effi. |
|-------------|----------------|---------|------|-------|
| PLD-25-350  | 36~58V, 350mA  | ±5%     | 4.6V | 85%   |
| PLD-25-700  | 24~36V, 700mA  | ±5%     | 2.7V | 86%   |
| PLD-25-1050 | 16~24V, 1050mA | ±5%     | 2.2V | 85%   |
| PLD-25-1400 | 12~18V, 1400mA | ±5%     | 2.0V | 84%   |

### PLD-40 Series



| Model No.    | Output         | Io Tol. | R&N  | Effi. |
|--------------|----------------|---------|------|-------|
| PLD-40-350B  | 70~108V, 350mA | ±5%     | 9.5V | 88%   |
| PLD-40-500B  | 45~80V, 500mA  | ±5%     | 5.0V | 88%   |
| PLD-40-700B  | 34~57V, 700mA  | ±5%     | 3.1V | 87%   |
| PLD-40-1050B | 22~38V, 1050mA | ±5%     | 2.6V | 87%   |
| PLD-40-1400B | 17~29V, 1400mA | ±5%     | 2.5V | 86%   |
| PLD-40-1750B | 13~23V, 1750mA | ±5%     | 2.4V | 86%   |

### PLD-60 Series



| Model No.    | Output         | Io Tol. | R&N   | Effi. |
|--------------|----------------|---------|-------|-------|
| PLD-60-500B  | 70~108V, 500mA | ±5%     | 10.2V | 88%   |
| PLD-60-700B  | 50~86V, 700mA  | ±5%     | 5.6V  | 87%   |
| PLD-60-1050B | 34~57V, 1050mA | ±5%     | 3.8V  | 87%   |
| PLD-60-1400B | 25~43V, 1400mA | ±5%     | 3.4V  | 86%   |
| PLD-60-1750B | 20~34V, 1750mA | ±5%     | 3.3V  | 86%   |
| PLD-60-2000B | 18~30V, 2000mA | ±5%     | 2.4V  | 86%   |
| PLD-60-2400B | 15~25V, 2400mA | ±5%     | 2.4V  | 85%   |

# PCD series 16~60W

## Features

- **Constant current mode**
- PCD-16/25: 115VAC or 230VAC input  
PCD-40/60: 230VAC input only
- **AC phase-cut dimming**, work with leading edge and trailing edge TRIAC dimmers
- Fully isolated plastic case with IP42 level
- Isolation class II, no F.G.
- Class 2 power unit / Pass LPS (PCD-16/25)
- Protections: Short circuit / Over temperature
- 3 years warranty

| INPUT (A type)            |        | PCD-16/25  | PCD-40/60  |
|---------------------------|--------|--|--|
|                           |        |  |  |
| INPUT (B type)            |        | OUTPUT   |  |
|                           |        |  |  |
| AC input voltage range    |        | 115VAC (90~135VAC) or 230VAC (180~295VAC)  | 230VAC (180~295VAC)  |
| AC inrush current (max.)  |        | Cold start, 10A at 230VAC  | PCD-40: Cold start, 11A at 230VAC<br>PCD-60: Cold start, 13A at 230VAC |
| Setup time                |        | 500ms at full load and 230VAC  |  |
| Total harmonic distortion |        | THD<20%  |  |
| Withstand voltage         |        | I/P - O/P: 3.75kVAC  |  |
| Working temperature       |        | -30~+60°C (refer to output derating curve)   | PCD-40: -30~+50°C ; PCD-60: -30~+45°C                                  |
| Safety standards          |        | UL8750 (PCD-16/25 only), ENEC EN61347-1, EN61347-2-13, EN62384 (except for PCD-16/25 A-Type), GB19510.14, GB19510-1, EAC TP TC 004, BIS ISI5885 (PCD-16/25-350B/700B)                                    |  |
| EMC standards             |        | EN55015(except for PCD-16/25 A-Type), EN61000-3-2 class C, EN61000-3-3, EN61000-4-2,3,4,5,6,8, 11, EN61547; FCC part 18 non-consumer equipment (for PCD-16/25 A-Type), GB17743, GB17625.1, EAC TP TC 020 |  |
| Connection                | Input  | A-Type: UL1430 18AWGx2C (7.5cm);<br>B-Type: NISPT-1 18AWGx2C (7.5cm)   | H03VVH2-F 0.75mm <sup>2</sup> x2C (7.5cm)                              |
|                           | Output | UL1430 18AWGx2C (15cm)   |  |
| Dimension (LxWxH)(mm)     |        | 84x 57x 29.5   | 128x 60x 31.5  |

**PCD-16 Series**

(B-Type) (A-Type) (for 350B, 700B) (Optional) (B-Type) (B-Type)

| Model No.                            | Output         | Io Tol. | R&N  | Effi. |
|--------------------------------------|----------------|---------|------|-------|
| PCD-16-350 <input type="checkbox"/>  | 24~48V, 350mA  | ±5%     | 4.6V | 82.0% |
| PCD-16-700 <input type="checkbox"/>  | 16~24V, 700mA  | ±5%     | 2.7V | 81.0% |
| PCD-16-1050 <input type="checkbox"/> | 12~16V, 1050mA | ±5%     | 2.2V | 80.5% |
| PCD-16-1400 <input type="checkbox"/> | 8~12V, 1400mA  | ±5%     | 2.0V | 80.0% |

= A or B-Type ; A-Type: 90~135VAC, B-Type: 180~295VAC

**PCD-25 Series**

(B-Type) (A-Type) (for 350B, 700B) (Optional) (B-Type) (B-Type)

| Model No.                            | Output         | Io Tol. | R&N  | Effi. |
|--------------------------------------|----------------|---------|------|-------|
| PCD-25-350 <input type="checkbox"/>  | 40~58V, 350mA  | ±5%     | 4.6V | 82.0% |
| PCD-25-700 <input type="checkbox"/>  | 24~36V, 700mA  | ±5%     | 2.7V | 81.0% |
| PCD-25-1050 <input type="checkbox"/> | 16~24V, 1050mA | ±5%     | 2.2V | 80.5% |
| PCD-25-1400 <input type="checkbox"/> | 12~18V, 1400mA | ±5%     | 2.0V | 80.0% |

= A or B-Type ; A-Type: 90~135VAC, B-Type: 180~295VAC

**PCD-40 Series**

(Optional)

| Model No.    | Output         | Io Tol. | R&N  | Effi. |
|--------------|----------------|---------|------|-------|
| PCD-40-350B  | 70~108V, 350mA | ±5%     | 9.5V | 87%   |
| PCD-40-500B  | 45~80V, 500mA  | ±5%     | 5.0V | 87%   |
| PCD-40-700B  | 34~57V, 700mA  | ±5%     | 3.1V | 86%   |
| PCD-40-1050B | 22~38V, 1050mA | ±5%     | 2.6V | 86%   |
| PCD-40-1400B | 17~29V, 1400mA | ±5%     | 2.5V | 85%   |
| PCD-40-1750B | 13~23V, 1750mA | ±5%     | 2.4V | 85%   |

## PCD-60 Series

(optional)

| Model No.    | Output         | Io Tol. | R&N   | Effi. |
|--------------|----------------|---------|-------|-------|
| PCD-60-500B  | 70~108V, 500mA | ±5%     | 10.2V | 87%   |
| PCD-60-700B  | 50~86V, 700mA  | ±5%     | 5.6V  | 86%   |
| PCD-60-1050B | 34~57V, 1050mA | ±5%     | 3.8V  | 86%   |
| PCD-60-1400B | 25~43V, 1400mA | ±5%     | 3.4V  | 85%   |
| PCD-60-1750B | 20~34V, 1750mA | ±5%     | 3.3V  | 85%   |
| PCD-60-2000B | 18~30V, 2000mA | ±5%     | 2.4V  | 85%   |
| PCD-60-2400B | 15~25V, 2400mA | ±5%     | 2.4V  | 84%   |

## Dimmer Compatibility Chart

| Manufacturer   | Dimmer Model                |                     |
|----------------|-----------------------------|---------------------|
| LUTRON         | SKYLARK SF-12P-277          | (277VAC / 60Hz)     |
| LUTRON         | DVF-103P-277                | (277VAC / 60Hz)     |
| LUTRON         | SKYLARK SF-10P              | (120VAC / 60Hz)     |
| LUTRON         | SKYLARK S-600P              | (120VAC / 60Hz)     |
| LUTRON         | SKYLARK DVF-103P            | (120VAC / 60Hz)     |
| LEVITON        | ILLUMATECH TM Cat.No.IP106  | (120VAC / 60Hz)     |
| LEVITON        | SURESLIDE TM Cat.No.6633-P  | (120VAC / 60Hz)     |
| LEVITON        | SURESLIDE TM Cat. NO.6615-P | (120VAC / 60Hz)     |
| JUNG           | Licht-Management 225 T DE   | (230VAC / 50Hz)     |
| JUNG           | Licht-Management 225 NV DE  | (230VAC / 50Hz)     |
| BERKER         | Tronic-Drehdimmer 286710    | (230-240VAC / 50Hz) |
| BE LICHTREGLER | T39.01                      | (230VAC / 50Hz)     |
| BE LICHTREGLER | T46                         | (230VAC / 50Hz)     |
| CLIPSAL        | 32E450UDM                   | (220-240VAC / 50Hz) |
| CLIPSAL        | NO 32E450TM                 | (220-240VAC / 50Hz) |

- ▶ Conduction angle: 30 degrees (min.) / 180 degrees (max.)
- ▶ For PCD-16/25/40/60 only



# PLN series 20~96W

## Features

- Constant current mode (PLN-20/30/45/60)
- Constant current + constant voltage (PLN-100)
- Universal AC input (90 to 295VAC) / Full range
- Fully isolated plastic case with IP64 level
- Isolation class II, no F.G. for PLN-20/30
- Class 2 power unit / Pass LPS
- User adjustable output voltage (except for PLN-20) and current protection level
- Suitable for LED lighting with independent applications
- Protections: Short circuit / Over current / Over voltage / Over temperature
- 2 years warranty

|   | PLN-20  | PLN-30   | PLN-45/60   | PLN-100   |                               |  |  |        |        |               |  |  |  |        |  |  |        |                  |  |  |  |  |
|---|---|--|---|---|-------------------------------|--|--|--------|--------|---------------|--|--|--|--------|--|--|--------|------------------|--|--|--|--|
| <table border="1"> <thead> <tr> <th colspan="3">INPUT</th> </tr> <tr> <th>PLN-20</th> <th>PLN-30</th> <th>PLN-45/60/100</th> </tr> </thead> <tbody> <tr> <td></td> <td></td> <td></td> </tr> <tr> <th colspan="3">OUTPUT</th> </tr> <tr> <th>PLN-20</th> <th colspan="2">PLN-30/45/60/100</th> </tr> <tr> <td></td> <td colspan="2"></td> </tr> </tbody> </table> |   |  |   |   | INPUT                         |  |  | PLN-20 | PLN-30 | PLN-45/60/100 |  |  |  | OUTPUT |  |  | PLN-20 | PLN-30/45/60/100 |  |  |  |  |
| INPUT   |   |  |   |   |                               |  |  |        |        |               |  |  |  |        |  |  |        |                  |  |  |  |  |
| PLN-20  | PLN-30  | PLN-45/60/100                                      |   |   |                               |  |  |        |        |               |  |  |  |        |  |  |        |                  |  |  |  |  |
|   |   |  |   |   |                               |  |  |        |        |               |  |  |  |        |  |  |        |                  |  |  |  |  |
| OUTPUT  |   |  |   |   |                               |  |  |        |        |               |  |  |  |        |  |  |        |                  |  |  |  |  |
| PLN-20  | PLN-30/45/60/100  |  |   |   |                               |  |  |        |        |               |  |  |  |        |  |  |        |                  |  |  |  |  |
|   |   |  |   |   |                               |  |  |        |        |               |  |  |  |        |  |  |        |                  |  |  |  |  |
| AC input voltage range  | 90~277VAC; 127~392VDC   |  | 90~295VAC ; 127~417VDC                            |   |                               |  |  |        |        |               |  |  |  |        |  |  |        |                  |  |  |  |  |
| AC inrush current (max.)  | Cold start, 35A at 230VAC   |  |   | Cold start, 40A at 230VAC                         |                               |  |  |        |        |               |  |  |  |        |  |  |        |                  |  |  |  |  |
| DC adjustment range   | None  | 95%~108%   |   | 85%~100%  |                               |  |  |        |        |               |  |  |  |        |  |  |        |                  |  |  |  |  |
| Current adjustment range  | 75%~100%  | 75%~103%   |   |   |                               |  |  |        |        |               |  |  |  |        |  |  |        |                  |  |  |  |  |
| Over current protection   | 95%~110% constant current limiting, auto-recovery   | 100%~110% constant current limiting, auto-recovery | 95%~110% constant current limiting, auto-recovery | 95%~102% constant current limiting, auto-recovery |                               |  |  |        |        |               |  |  |  |        |  |  |        |                  |  |  |  |  |
| Over voltage protection   | 105%~142%   | 110%~155%  | 115%~140%   | 107%~135%   |                               |  |  |        |        |               |  |  |  |        |  |  |        |                  |  |  |  |  |
| Setup time  | 500ms at full load and 230VAC   |  |   |   |                               |  |  |        |        |               |  |  |  |        |  |  |        |                  |  |  |  |  |
| Total harmonic distortion   | THD<20%   |  |   |   |                               |  |  |        |        |               |  |  |  |        |  |  |        |                  |  |  |  |  |
| Withstand voltage   | I/P-O/P: 3.75kVAC   |  | I/P-O/P: 3.75kVAC I/P-FG: 2kVAC O/P-FG: 1.5kVAC   |   |                               |  |  |        |        |               |  |  |  |        |  |  |        |                  |  |  |  |  |
| Working temperature   | -30~+60°C   |  | -30~+50°C (refer to output derating curve)        |   |                               |  |  |        |        |               |  |  |  |        |  |  |        |                  |  |  |  |  |
| Safety standards  | TUV EN61347-1, EN61347-2-13, PSE J61347-1, J61347-2-13, GB19510.14, GB19510.1, EAC TP TC 004 approved for PLN series; UL8750 approved for PLN-20/45/60, UL879, UL1310 approved for PLN-30/45/60/100 |  |   |   |                               |  |  |        |        |               |  |  |  |        |  |  |        |                  |  |  |  |  |
| EMC standards   | EN55015, EN55032 class B (PLN-100 only), EN61000-3-2 class C, EN61000-3-3, EN61000-4-2,3,4,5,6,8,11, EN61547, GB17743, GB17625.1, EAC TP TC 020   |  |   |   |                               |  |  |        |        |               |  |  |  |        |  |  |        |                  |  |  |  |  |
| Connection  | Input   | UL rated, UL1015                                   | UL rated, SVT                                     | UL rated, SVT 18AWGx3C (30cm)                     | UL rated, SVT 18AWGx3C (31cm) |  |  |        |        |               |  |  |  |        |  |  |        |                  |  |  |  |  |
|   | Output  | 18AWGx2C (32cm)                                    | 18AWGx2C (32cm)                                   | UL rated, SVT 18AWGx2C (30cm)                     | UL rated, SVT 18AWGx2C (31cm) |  |  |        |        |               |  |  |  |        |  |  |        |                  |  |  |  |  |
| Dimension (LxWxH) (mm)  | 148.5x 38.5x 28   | 145x 47x 30  | 181x 61.5x 35                                     | 200x 70.5x 35                                     |                               |  |  |        |        |               |  |  |  |        |  |  |        |                  |  |  |  |  |

## PLN-20 Series

| Model No. | Output       | Tol. | R&N  | Effi. |
|-----------|--------------|------|------|-------|
| PLN-20-12 | 12V, 0~1.6A  | ±10% | 2.5V | 80.0% |
| PLN-20-18 | 18V, 0~1.1A  | ±10% | 3.0V | 81.0% |
| PLN-20-24 | 24V, 0~0.8A  | ±10% | 3.0V | 82.0% |
| PLN-20-36 | 36V, 0~0.55A | ±10% | 3.0V | 83.0% |
| PLN-20-48 | 48V, 0~0.42A | ±10% | 3.8V | 83.5% |

## PLN-30 Series

| Model No. | Output       | Tol. | R&N  | Effi. |
|-----------|--------------|------|------|-------|
| PLN-30-9  | 9V, 0~3.3A   | ±10% | 2.6V | 80.0% |
| PLN-30-12 | 12V, 0~2.5A  | ±10% | 2.0V | 82.5% |
| PLN-30-15 | 15V, 0~2.0A  | ±10% | 2.6V | 83.5% |
| PLN-30-20 | 20V, 0~1.5A  | ±10% | 2.6V | 84.0% |
| PLN-30-24 | 24V, 0~1.25A | ±10% | 2.6V | 84.0% |
| PLN-30-27 | 27V, 0~1.12A | ±10% | 2.3V | 84.5% |
| PLN-30-36 | 36V, 0~0.84A | ±10% | 4.5V | 85.0% |
| PLN-30-48 | 48V, 0~0.63A | ±10% | 3.7V | 85.5% |

## PLN-45 Series

| Model No. | Output      | Tol. | R&N  | Effi. |
|-----------|-------------|------|------|-------|
| PLN-45-12 | 12V, 0~3.8A | ±10% | 2.0V | 83.5% |
| PLN-45-15 | 15V, 0~3.0A | ±10% | 2.4V | 85.0% |
| PLN-45-20 | 20V, 0~2.3A | ±10% | 1.8V | 86.5% |

| Model No. | Output       | Tol. | R&N  | Effi. |
|-----------|--------------|------|------|-------|
| PLN-45-24 | 24V, 0~1.9A  | ±10% | 2.7V | 86.5% |
| PLN-45-27 | 27V, 0~1.7A  | ±10% | 2.7V | 86.5% |
| PLN-45-36 | 36V, 0~1.25A | ±10% | 3.6V | 87.5% |
| PLN-45-48 | 48V, 0~0.95A | ±10% | 4.6V | 87.5% |

## PLN-60 Series

| Model No. | Output      | Tol. | R&N  | Effi. |
|-----------|-------------|------|------|-------|
| PLN-60-12 | 12V, 0~5.0A | ±10% | 2.0V | 85.0% |
| PLN-60-15 | 15V, 0~4.0A | ±10% | 2.4V | 86.0% |
| PLN-60-20 | 20V, 0~3.0A | ±10% | 1.8V | 87.5% |
| PLN-60-24 | 24V, 0~2.5A | ±10% | 2.7V | 87.0% |
| PLN-60-27 | 27V, 0~2.3A | ±10% | 2.7V | 88.0% |
| PLN-60-36 | 36V, 0~1.7A | ±10% | 3.6V | 89.0% |
| PLN-60-48 | 48V, 0~1.3A | ±10% | 4.6V | 89.0% |

## PLN-100 Series

| Model No.  | Output       | Tol. | R&N   | Effi. |
|------------|--------------|------|-------|-------|
| PLN-100-12 | 12V, 0~5.0A  | ±3%  | 150mV | 83.0% |
| PLN-100-15 | 15V, 0~5.0A  | ±3%  | 150mV | 85.0% |
| PLN-100-20 | 20V, 0~4.8A  | ±3%  | 150mV | 88.5% |
| PLN-100-24 | 24V, 0~4.0A  | ±3%  | 150mV | 88.5% |
| PLN-100-27 | 27V, 0~3.55A | ±3%  | 150mV | 88.0% |
| PLN-100-36 | 36V, 0~2.65A | ±2%  | 150mV | 88.0% |
| PLN-100-48 | 48V, 0~2.0A  | ±2%  | 200mV | 88.5% |

# HLN series 40~80W

## Features

- Constant voltage + constant current modes
- Universal AC input (90 to 305VAC) / Full range
- High efficiency up to 91%
- Fully isolated plastic case with IP64 level
- Class 2 power unit / Pass LPS
- Suitable for dry, damp location
- Suitable for LED lighting with independent applications

- Protections: Short circuit / Over current / Over voltage / Over temperature
- Multiple models for choice:
  - A-Type: IP64 rated. Output voltage and constant current level can be adjusted through internal potentiometer
  - B-Type: IP64 rated and **built-in 3 in 1 dimming function (1-10VDC, PWM signal, or resistance)**
- 3 years warranty



|                           |  |   |                           |
|---------------------------|--|---|---------------------------|
| AC input voltage range    | 90~305VAC; 127~431VDC  |   |                           |
| AC inrush current (max.)  | Cold start, 50A at 230VAC  | Cold start, 55A at 230VAC   | Cold start, 70A at 230VAC |
| DC adjustment range       | ±10% rated output voltage (A-Type only)  |   |                           |
| Current adjustment range  | 60%~100%   |   |                           |
| Over current protection   | 95%~108% constant current limiting, auto-recovery  |   |                           |
| Over voltage protection   | 109%~150% rated output voltage   |   |                           |
| Setup, rise, hold up time | 500ms, 80ms, 16ms at full load and 230VAC  |   |                           |
| Total harmonic distortion | THD<20%  |   |                           |
| Withstand voltage         | I/P-O/P: 3.75kVAC, I/P-FG: 2kVAC, O/P-FG:1.5kVAC   |   |                           |
| Working temperature       | -40~+50°C (refer to output derating curve)   |   |                           |
| Safety standards          | UL8750, TUV EN61347-1, EN61347-2-13, PSE J61347-1, J61347-2-13, GB19510.14, GB19510.1, EAC TP TC 004 approved; Design refer to UL/EN60950-1, EN60335-1 for HLN-40H/60H |   |                           |
| EMC standards             | EN55015, EN61000-3-2 class C, EN61000-3-3, EN61000-4-2,3,4,5,6,8,11, EN61547, GB17743, GB17625.1, EAC TP TC 020  |   |                           |
| Connection                | Input  | UL rated, SVT 18AWGx3C (30cm)   |                           |
|                           | Output   | A-Type: UL rated, SVT 18AWGx2C (30cm) ; B-Type: UL rated, SVT 18AWGx4C (30cm) |                           |
| Dimension (LxWxH) (mm)    | 161x 61.5x 35  |   | 181x 61.5x 35             |

### HLN-40H Series

| Model No.     | Output       | Tol.  | R&N   | Effi. |
|---------------|--------------|-------|-------|-------|
| HLN-40H-12(A) | 12V, 0~3.33A | ±2.5% | 150mV | 86.5% |
| HLN-40H-15(A) | 15V, 0~2.67A | ±2.0% | 150mV | 86.5% |
| HLN-40H-20(A) | 20V, 0~2.00A | ±1.0% | 150mV | 87.5% |
| HLN-40H-24(A) | 24V, 0~1.67A | ±1.0% | 150mV | 88.0% |
| HLN-40H-30(A) | 30V, 0~1.34A | ±1.0% | 200mV | 88.5% |
| HLN-40H-36(A) | 36V, 0~1.12A | ±1.0% | 200mV | 88.5% |
| HLN-40H-42(A) | 42V, 0~0.96A | ±1.0% | 300mV | 88.5% |
| HLN-40H-48(A) | 48V, 0~0.84A | ±1.0% | 300mV | 89.0% |
| HLN-40H-54(A) | 54V, 0~0.75A | ±1.0% | 300mV | 89.0% |

○ = A or B

### HLN-60H Series

| Model No.     | Output      | Tol.  | R&N   | Effi. |
|---------------|-------------|-------|-------|-------|
| HLN-60H-15(A) | 15V, 0~4.0A | ±2.0% | 150mV | 87.0% |
| HLN-60H-20(A) | 20V, 0~3.0A | ±1.0% | 150mV | 88.5% |
| HLN-60H-24(A) | 24V, 0~2.5A | ±1.0% | 150mV | 89.0% |

| Model No.     | Output       | Tol.  | R&N   | Effi. |
|---------------|--------------|-------|-------|-------|
| HLN-60H-30(A) | 30V, 0~2.0A  | ±1.0% | 200mV | 89.5% |
| HLN-60H-36(A) | 36V, 0~1.70A | ±1.0% | 200mV | 90.0% |
| HLN-60H-42(A) | 42V, 0~1.45A | ±1.0% | 300mV | 90.0% |
| HLN-60H-48(A) | 48V, 0~1.30A | ±1.0% | 300mV | 90.5% |
| HLN-60H-54(A) | 54V, 0~1.15A | ±1.0% | 300mV | 90.5% |

○ = A or B

### HLN-80H Series

| Model No.     | Output       | Tol.  | R&N   | Effi. |
|---------------|--------------|-------|-------|-------|
| HLN-80H-12(A) | 12V, 0~5.0A  | ±2.5% | 150mV | 88.0% |
| HLN-80H-15(A) | 15V, 0~5.0A  | ±2.0% | 150mV | 89.0% |
| HLN-80H-20(A) | 20V, 0~4.0A  | ±1.0% | 150mV | 90.0% |
| HLN-80H-24(A) | 24V, 0~3.4A  | ±1.0% | 150mV | 90.5% |
| HLN-80H-30(A) | 30V, 0~2.7A  | ±1.0% | 200mV | 91.0% |
| HLN-80H-36(A) | 36V, 0~2.3A  | ±1.0% | 200mV | 91.0% |
| HLN-80H-42(A) | 42V, 0~1.95A | ±1.0% | 200mV | 91.0% |
| HLN-80H-48(A) | 48V, 0~1.7A  | ±1.0% | 200mV | 91.0% |
| HLN-80H-54(A) | 54V, 0~1.5A  | ±1.0% | 200mV | 91.0% |

○ = A or B

# GSC series 18~40W

## Features

- Constant current mode
- No load power consumption <0.15W
- Universal AC input (90 to 277VAC) / Full range
- Isolation class II, no F.G.
- Fully isolated plastic case with IP40 level
- IEC320-C8 or 2 pole EURO plug
- Economic, high reliability
- Suitable for indoor LED lighting applications
- Protection: Short circuit
- 3 years warranty

### GSC18B/25B/40B

### GSC18E/25E/40E



|                           |   |                                |
|---------------------------|---|--------------------------------|
| AC input voltage range    | 90~277VAC, 127~392VDC   |                                |
| AC inrush current (max.)  | Cold start, 17A at 230VAC   |                                |
| Setup time                | 500ms at full load and 230VAC   |                                |
| Total harmonic distortion | THD<20%   |                                |
| Short circuit protection  | Hiccup mode, auto-recovery  |                                |
| Withstand voltage         | I/P-O/P: 3.75kVAC   |                                |
| Working temperature       | -30~+50°C ( refer to output derating curve)   |                                |
| Safety standards          | DEKRA/ENEC EN61347-1, EN61347-2-13, EN62384, GB19510.14, GB19510.1, EAC TP TC 004 approved                      |                                |
| EMC standards             | EN55015, EN61000-3-2 class C, EN61000-3-3, EN61000-4-2,3,4,5,6,8,11, EN61547, GB17743, GB17625.1, EAC TP TC 020 |                                |
| Connection                | Input B-Type  | IEC320-C8                      |
|                           | Input E-Type  | European 2P                    |
|                           | Output Plug   | 2.1φ x 5.5φ x 11mm, C+         |
|                           | Output Cable  | UL rated, UL1185 18AWG (150cm) |
| Dimension (LxWxH)(mm)     | 79x54x33  |                                |

## GSC18 Series



| Model No.   | Output        | Io Tol. | R&N  | Effi. |
|-------------|---------------|---------|------|-------|
| GSC18□-350  | 26~52V, 350mA | ±8%     | 4.6V | 89.0% |
| GSC18□-500  | 18~36V, 500mA | ±8%     | 3.0V | 88.5% |
| GSC18□-700  | 13~26V, 700mA | ±8%     | 2.5V | 88.5% |
| GSC18□-1050 | 8~17V, 1050mA | ±8%     | 1.6V | 87.0% |
| GSC18□-1400 | 6~13V, 1400mA | ±8%     | 1.6V | 85.5% |

□ = B / E ; B: IEC320-C8, E: European 2P

|             |                |     |      |       |
|-------------|----------------|-----|------|-------|
| GSC40□-500  | 40~80V, 500mA  | ±8% | 8.0V | 89.5% |
| GSC40□-700  | 29~58V, 700mA  | ±8% | 5.8V | 88.5% |
| GSC40□-1050 | 19~38V, 1050mA | ±8% | 3.8V | 87.5% |
| GSC40□-1400 | 14~28V, 1400mA | ±8% | 2.9V | 87.0% |

□ = B / E ; B: IEC320-C8, E: European 2P

## GSC25 Series



| Model No.   | Output         | Io Tol. | R&N  | Effi. |
|-------------|----------------|---------|------|-------|
| GSC25□-350  | 36~72V, 350mA  | ±8%     | 7.2V | 89.5% |
| GSC25□-500  | 26~52V, 500mA  | ±8%     | 5.0V | 89.5% |
| GSC25□-700  | 18~36V, 700mA  | ±8%     | 3.6V | 88.5% |
| GSC25□-1050 | 12~24V, 1050mA | ±8%     | 2.4V | 87.5% |
| GSC25□-1400 | 9~18V, 1400mA  | ±8%     | 1.8V | 86.0% |

□ = B / E ; B: IEC320-C8, E: European 2P

## GSC40 Series



| Model No.  | Output         | Io Tol. | R&N   | Effi. |
|------------|----------------|---------|-------|-------|
| GSC40□-350 | 50~100V, 350mA | ±8%     | 11.6V | 89.5% |

## GSV30/60 Series 30/60W LED Driver

Under Development

- Full range AC 100~264V input
- Class II/2 power unit, no FG
- Built-in active PFC function with IEC61347 regulation
- Constant voltage 12V/14V design
- Protections: Short circuit / Over load / Over voltage
- Cooling by free air convection
- No load power consumption<0.3W
- 3 years warranty



Wall-Mounted UK/US/EU/AU



Interchangeable optional



# Plastic Case

With PFC + Terminal block

- 27 SLD Series (50~80W)
- 28 LDC Series (35~80W)
- 29 LCM Series (25~60W)
- 30 LCM-U Series (40~60W)
- 31 LCM-KN Series (25~60W)
- 32 IDLV Series (25~65W)
- 33 IDLC Series (25~65W)
- 34 PLM Series (12~40W)
- 35 PLM-E Series (12~40W)
- 36 PLC Series (30~100W)

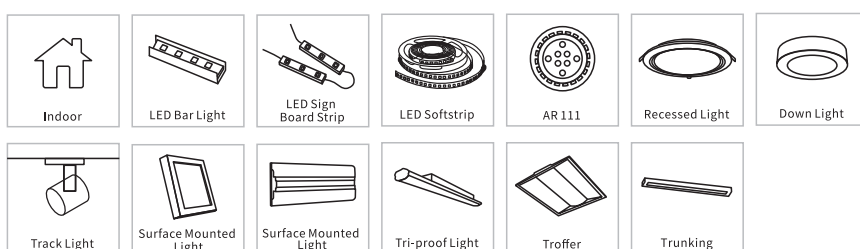


**GAMMA**  
ILLUMINATION

MEAN WELL has a wide range terminal block type indoor LED driver for most Indoor LED lighting luminaires. The design as an independent control gear includes LCM, IDLC and PLM series, which accept full range input voltage and feature 0-10V or DALI dimming function with global safety approvals. Besides, IDLC and LCM series can provide auxiliary power for the IoT intelligent dimming application.

Other highlights for this category are the SLD and LDC series for linear fixtures. As a special shape design of the linear fixtures, slim and long LED drivers are required. SLD and LDC series emphasizes the compact design with merely 16.8~21mm in height and 30mm in width.

## Application





# SLD series 50~80W

## Features

- Constant voltage + Constant current mode output
- Universal AC input 110~305VAC input
- Plastic housing with Class II design
- Built-in active PFC function
- Class 2 power unit (Except for SLD-80-12)
- Slim and Linear housing Design
- No load power consumption < 0.5W
- Protections: Short circuit / Over current / Over voltage / Over temp.
- Compliant with EN61347 regulation
- 3 years warranty

|                           | SLD-50  | SLD-80   |
|---------------------------|---|--|
|                           |    |  |
| <b>INPUT</b>              |   |   |
| <b>OUTPUT</b>             |    |   |
| AC input voltage range    | 110~305VAC; 154~431VDC  |  |
| AC inrush current (max.)  | Cold start, 50A at 230VAC   |  |
| Setup time                | 500ms at 230VAC   |  |
| Total harmonic distortion | THD < 10%   |  |
| Short circuit protection  | Hiccup mode, recovers automatically after fault condition is removed  |  |
| Over temp. protection     | Shut down output voltage, re-power on to recover  |  |
| Withstand voltage         | I/P-O/P: 3.75KVAC   |  |
| Working temperature       | Tcase = -20~+90°C (Please refer to "OUTPUT LOAD vs TEMPERATURE" section)  |  |
| Safety standards          | UL8750(type "HL"), CSA C22.2 No. 250.13-12, ENEC EN61347-1, EN61347-2-13 independent, EN62384, EAC TP TC 004, GB19510.1, GB19510.14, IP67 approved  |  |
| EMC standards             | EN55015, EN61000-3-2 Class C (@load ≥ 60%); EN61000-3-3; GB17743 and GB17625.1, EN61000-4-2, 3, 4, 5, 6, 8, 11; EN61547, light industry level (surge immunity Line-Line 1KV), EAC TP TC 020 |  |
| Dimension (LxWxH)(mm)     | 280x 30x 16.8   | 320x 30x 16.8  |

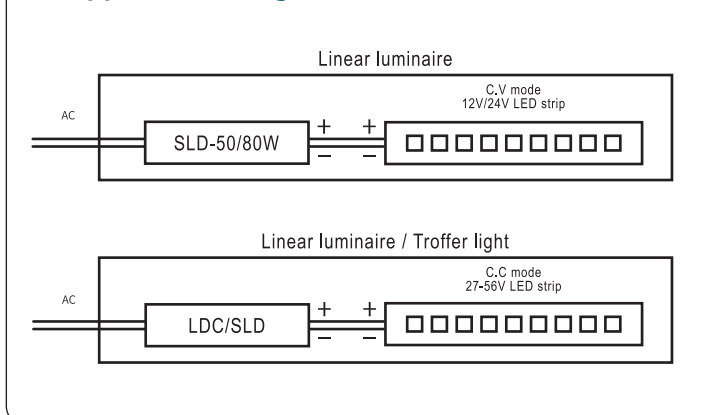
### SLD-50 Series

| Model No. | Output           | Tol. | R&N   | Effi. |
|-----------|------------------|------|-------|-------|
| SLD-50-12 | 7.2~12V, 4.2A    | ±4%  | 150mV | 88%   |
| SLD-50-24 | 14.4~24V, 2.1A   | ±3%  | 240mV | 90%   |
| SLD-50-56 | 30~56V, 0.9~1.4A | ±1%  | 350mV | 90%   |

### SLD-80 Series

| Model No. | Output           | Tol. | R&N   | Effi. |
|-----------|------------------|------|-------|-------|
| SLD-80-12 | 7.2~12V, 6.6A    | ±4%  | 150mV | 88%   |
| SLD-80-24 | 14.4~24V, 3.3A   | ±3%  | 240mV | 90%   |
| SLD-80-56 | 30~56V, 1.4~2.1A | ±1%  | 350mV | 90%   |

### Application Diagram



### SLD & LDC Linear series Selection


| output Model | 12V | 24V | 56V | 0-10V | DALI | Push Dim | warranty |
|--------------|-----|-----|-----|-------|------|----------|----------|
| LDC-35       |     |     | ✓   | ✓     | ✓    | ✓        | 5        |
| LDC-55       |     |     | ✓   | ✓     | ✓    | ✓        | 5        |
| LDC-80       |     |     | ✓   | ✓     | ✓    | ✓        | 5        |
| SLD-50       | ✓   | ✓   | ✓   |       |      |          | 3        |
| SLD-80       | ✓   | ✓   | ✓   |       |      |          | 3        |

\* 56V output is C.P mode output

# LDC series 35~80W

## Features

- Constant power mode (Full power at 70~100% current)
- Linear metal housing
- SELV and Isolated
- Flicker-Free
- No load power consumption < 0.5W
- Push terminal style I/O
- Protections: Short circuit / Over temperature / Over voltage
- 5 years warranty

- Multiple types for choice:
  - Blank-Type: Without dimming function
  - B-Type: Built-in 3 in 1 dimming function (0~10VDC, PWM signal or resistance)
  - DA-Type: Built-in DALI interface, push dimming function
  - DA2-Type: DALI 2.0 (only for LDC-55) 
- Output current level can be adjusted by resistance
- Built-in temperature compensation function by external NTC

|                          | LDC-35(DA)  | LDC-55(DA)   | LDC-80(DA)  |
|--------------------------|---|--|---|
| <b>INPUT</b>             |                                   |  |   |
| <b>OUTPUT</b>            |                                  |  |   |
|                          |                                  |  |  |
| AC input voltage range   | 180~295VAC  |  |   |
| AC inrush current (max.) | Cold start, 30A at 230VAC   | Cold start, 65A at 230VAC  | Cold start, 55A at 230VAC   |
| Setup time               | 500ms at 230VAC   |  |   |
| Short circuit protection | Constant current limiting or hiccup mode, auto-recovery   |  |   |
| Over temp. protection    | Shut down o/p voltage with auto-recovery  |  |   |
| Withstand voltage        | I/P-O/P:3.75KVAC, I/P-FG:2KVAC, O/P-FG:1.5KVAC  |  |   |
| Working temperature      | Tcase=-25~+80°C   |  |   |
| Safety standards         | UL8750, ENEC EN/AS/NZS61347-1, EN/AS/NZS61347-2-13, EN62384, GB19510.14, GB19510.1, EAC TP TC 004, BIS IS15885    |  |   |
| DALI standards           | Design refer to IEC62386-101, 102, 207 (DA-Type only)   |  |   |
| EMC standards            | EN55015, EN61000-3-2 Class C, EN61000-3-3, EN61000-4-2,3,4,5,6,8,11, EN61547, GB/T17743, GB17625.1, EAC TP TC 020 |  |   |
| Dimension (LxWxH)(mm)    | 280x 30x 21   | 320x 30x 21  | 360x 30x 21   |

### LDC-35(DA)



| Model No. | Output                | Io Tol. | Effi. |
|-----------|-----------------------|---------|-------|
| LDC-35□   | 27~56V,<br>300~1000mA | 5%      | 88%   |

□ = Blank, B or DA

### LDC-55(DA)



| Model No. | Output                | Io Tol. | Effi. |
|-----------|-----------------------|---------|-------|
| LDC-55□   | 27~56V,<br>500~1600mA | 5%      | 90%   |

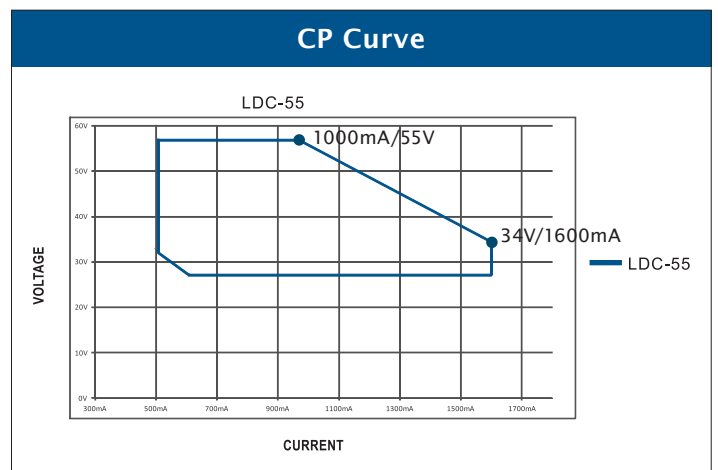
□ = Blank, B, DA or DA2

### LDC-80(DA)



| Model No. | Output                | Io Tol. | Effi. |
|-----------|-----------------------|---------|-------|
| LDC-80□   | 27~56V,<br>700~2100mA | 5%      | 90%   |

□ = Blank, B or DA



# LCM series 25~60W

## Features

- Constant current mode
- LCM-25(DA): 180~277VAC input only  
LCM-40(DA)/60(DA): 180~295VAC input only
- Multiple-stage output current level selectable by DIP switch
- No load power consumption <0.5W (LCM-25/25DA/40DA/60DA)
- Class II power unit, no F.G.
- Built-in 3 in 1 dimming function, 0~10VDC, PWM signal, or resistance (non DA-Type)
- Wireless driver with integrated EnOcean for LCM-40EO/60EO (by request)
- Built-in DALI interface and push dimming function (DA-Type)
- 12V/50mA auxiliary output for LCM-40/60 (LCM-40DA/60DA by request)
- Temperature compensation function by external NTC (40W/60W only)
- Power supplies synchronization function up to 10 units
- Suitable for indoor LED lighting applications
- Protections: Short circuit / Over voltage (40W/60W only) / Over temp.
- 3 years warranty

|                           |   | LCM-25(DA)/40(DA)/60(DA) |         | LCM-40EO/60EO          |
|---------------------------|---|--------------------------|---------|------------------------|
|                           | INPUT   | OUTPUT                   |         |                        |
|                           | 25W/40W/60W   | 25W                      | 40W/60W |                        |
| Non-DA Type               |   |                          |         | <br>By request         |
| DA-Type                   |   |                          |         |                        |
| AC input voltage range    | 180~277VAC; 254~392VDC  |                          |         | 180~295VAC; 254~417VDC |
| AC inrush current (Typ.)  | Cold start, 20A at 230VAC   |                          |         |                        |
| Short circuit protection  | Constant current limiting, recovers automatically after fault condition is removed                              |                          |         |                        |
| Over voltage protection   | LCM-40/40DA: 110~130VDC, LCM-60/60DA: 105~125VDC  |                          |         |                        |
| Setup time                | 500ms / 230VAC  |                          |         |                        |
| Total harmonic distortion | THD<20%   |                          |         |                        |
| Wireless protocol         | EnOcean standard 868MHz for European (EO-Type)  |                          |         |                        |
| Withstand voltage         | I/P-O/P: 3.75kVAC   |                          |         |                        |
| Working temperature       | Tcase= -30~+85°C  |                          |         | Tcase= -30~+90°C       |
| Safety standards          | UL8750, ENEC EN61347-1, EN61347-2-13, EN62384, GB19510.14, GB19510.1, BIS ISI5885, EAC TP TC 040 approved       |                          |         |                        |
| DALI standards            | Comply with IEC62386-101, 102, 207 (DA-Type only)   |                          |         |                        |
| EMC standards             | EN55015, EN61000-3-2 class C, EN61000-3-3, EN61000-4-2,3,4,5,6,8,11, EN61547, GB17625.1, GB17743, EAC TP TC 020 |                          |         |                        |
| Dimension (LxWxH)(mm)     | 105x 68x 23   |                          |         | 123.5x 81.5x 23        |

## LCM-25 Series

| Output                         | Io Tol. | Io Ripple | Effi. | DIP Switch |      |      |      |      |      |
|--------------------------------|---------|-----------|-------|------------|------|------|------|------|------|
|                                |         |           |       | 1          | 2    | 3    | 4    | 5    | 6    |
| 350mA, 6~54V                   | ±5%     | 5% (max.) | 86%   | ----       | ---- | ---- | ---- | ---- | ---- |
| 500mA, 6~50V                   |         |           |       | ON         | ---- | ---- | ---- | ---- | ---- |
| 600mA, 6~42V                   |         |           |       | ON         | ON   | ---- | ---- | ---- | ---- |
| 700mA, 6~36V (Factory setting) |         |           |       | ON         | ON   | ON   | ---- | ---- | ON   |
| 900mA, 6~28V                   |         |           |       | ON         | ON   | ON   | ON   | ---- | ON   |
| 1050mA, 6~24V                  |         |           |       | ON         | ON   | ON   | ON   | ON   | ON   |

## LCM-40 Series

| Output                         | Io Tol. | Io Ripple | Effi. | DIP Switch |      |      |      |      |      |
|--------------------------------|---------|-----------|-------|------------|------|------|------|------|------|
|                                |         |           |       | 1          | 2    | 3    | 4    | 5    | 6    |
| 350mA, 2~100V                  | ±5%     | 5% (max.) | 91%   | ----       | ---- | ---- | ---- | ---- | ---- |
| 500mA, 2~80V                   |         |           |       | ON         | ---- | ---- | ---- | ---- | ---- |
| 600mA, 2~67V                   |         |           |       | ON         | ON   | ---- | ---- | ---- | ---- |
| 700mA, 2~57V (Factory setting) |         |           |       | ON         | ON   | ON   | ---- | ---- | ON   |
| 900mA, 2~45V                   |         |           |       | ON         | ON   | ON   | ON   | ---- | ON   |
| 1050mA, 2~40V                  |         |           |       | ON         | ON   | ON   | ON   | ON   | ON   |

## LCM-60 Series

| Output                         | Io Tol. | Io Ripple | Effi. | DIP Switch |      |      |      |      |      |
|--------------------------------|---------|-----------|-------|------------|------|------|------|------|------|
|                                |         |           |       | 1          | 2    | 3    | 4    | 5    | 6    |
| 500mA, 2~90V                   | ±5%     | 5% (max.) | 92%   | ----       | ---- | ---- | ---- | ---- | ---- |
| 600mA, 2~90V                   |         |           |       | ON         | ---- | ---- | ---- | ---- | ---- |
| 700mA, 2~86V (Factory setting) |         |           |       | ON         | ON   | ---- | ---- | ---- | ---- |
| 900mA, 2~67V                   |         |           |       | ON         | ON   | ON   | ---- | ---- | ON   |
| 1050mA, 2~57V                  |         |           |       | ON         | ON   | ON   | ON   | ---- | ON   |
| 1400mA, 2~42V                  |         |           |       | ON         | ON   | ON   | ON   | ON   | ON   |

▶ LCM-25/40/60 are primary models with 0~10VDC, PWM or resistance signal dimming function.

# LCM-U series 40~60W

## Features

- Constant current mode
- 90~132VAC input only
- Multiple-stage output current level selectable by DIP switch
- Class II power unit, no F.G.
- Built-in 3 in 1 dimming function, 0~10VDC, PWM signal, or resistance (non DA-Type)
- Wireless driver with integrated EnOcean for LCM-40EO/60EO (by request)
- Built-in DALI interface and push dimming function (DA-Type)
- 12V/50mA auxiliary output for LCM-40U/60U (LCM-40UDA/60UDA by request)
- Temperature compensation function by external NTC
- Power supplies synchronization function up to 10 units
- Suitable for indoor LED lighting applications
- Protections: Short circuit / Over voltage / Over temp.
- 3 years warranty

|             | LCM-40U(DA)/60U(DA)   |       | LCM-40UEO/60UEO |             |  |         |  |  |                |
|-------------|---|-------|-----------------|-------------|--|---------|--|--|----------------|
|             | <table border="1"> <thead> <tr> <th>INPUT</th> <th>OUTPUT</th> </tr> </thead> <tbody> <tr> <td>Non-DA Type</td> <td></td> </tr> <tr> <td>DA-Type</td> <td></td> </tr> </tbody> </table> | INPUT | OUTPUT          | Non-DA Type |  | DA-Type |  |  | <br>By request |
| INPUT       | OUTPUT  |       |                 |             |  |         |  |  |                |
| Non-DA Type |   |       |                 |             |  |         |  |  |                |
| DA-Type     |   |       |                 |             |  |         |  |  |                |

|                             |  |
|-----------------------------|--|
| AC input voltage range      | 90~132VAC ; 127~186VDC   |
| AC inrush current (Typ.)    | Cold start, 15A at 230VAC  |
| Short circuit protection    | Constant current limiting, recovers automatically after fault condition is removed |
| Over voltage protection     | LCM-40U(DA): 110~130VDC, LCM-60U(DA): 105~125VDC                                   |
| Over temperature protection | Shut down o/p voltage, auto-recovery or re-power on to recover                     |
| Setup time                  | 1000ms / 115VAC  |
| Total harmonic distortion   | THD<20%  |
| Wireless protocol           | EnOcean standard 902MHz for USA/Canada (EO-Type)                                   |
| Withstand voltage           | I/P-O/P: 3.75kVAC  |
| Working temperature         | Tcase= -30~+90°C   |
| Safety standards            | UL8750 approved  |
| DALI standards              | Comply with IEC62386-101, 102, 207 (DA-Type only)                                  |
| EMC standards               | FCC part 15  |
| Dimension (LxWxH)(mm)       | 123.5x 81.5x 23  |

## LCM-40U Series



| Output                         | Io Tol. | Io Ripple | Effi. | DIP Switch |      |      |      |      |      |
|--------------------------------|---------|-----------|-------|------------|------|------|------|------|------|
|                                |         |           |       | 1          | 2    | 3    | 4    | 5    | 6    |
| 350mA, 2~100V                  | ±5%     | 5% (max.) | 87.5% | ----       | ---- | ---- | ---- | ---- | ---- |
| 500mA, 2~70V                   |         |           |       | ON         | ---- | ---- | ---- | ---- | ---- |
| 600mA, 2~59V                   |         |           |       | ON         | ON   | ---- | ---- | ---- | ---- |
| 700mA, 2~50V (Factory setting) |         |           |       | ON         | ON   | ON   | ---- | ---- | ON   |
| 900mA, 2~39V                   |         |           |       | ON         | ON   | ON   | ON   | ---- | ON   |
| 1050mA, 2~34V                  |         |           |       | ON         | ON   | ON   | ON   | ON   | ON   |

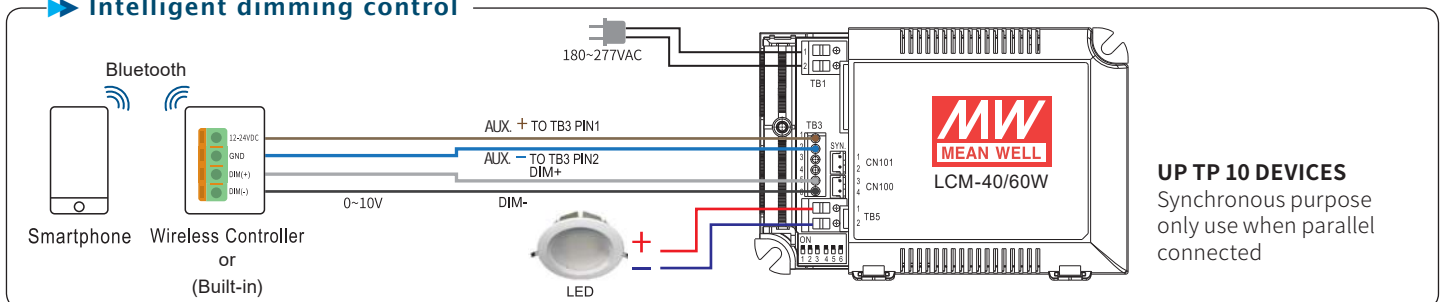
## LCM-60U Series



| Output                         | Io Tol. | Io Ripple | Effi. | DIP Switch |      |      |      |      |      |
|--------------------------------|---------|-----------|-------|------------|------|------|------|------|------|
|                                |         |           |       | 1          | 2    | 3    | 4    | 5    | 6    |
| 500mA, 2~90V                   | ±5%     | 5% (max.) | 89%   | ----       | ---- | ---- | ---- | ---- | ---- |
| 600mA, 2~84V                   |         |           |       | ON         | ---- | ---- | ---- | ---- | ---- |
| 700mA, 2~72V (Factory setting) |         |           |       | ON         | ON   | ---- | ---- | ---- | ---- |
| 900mA, 2~56V                   |         |           |       | ON         | ON   | ON   | ---- | ---- | ON   |
| 1050mA, 2~48V                  |         |           |       | ON         | ON   | ON   | ON   | ---- | ON   |
| 1400mA, 2~36V                  |         |           |       | ON         | ON   | ON   | ON   | ON   | ON   |

▶ LCM-40U/60U are primary models with 0~10VDC, PWM or resistance signal dimming function.

### ▶ Intelligent dimming control





# LCM-KN series 25~60W

## Features

- Constant current mode output
- KNX protocol
- Multiple-stage output current level selectable by DIP switch
- support emergency lighting(EL)
- Integrated constant light output
- Integrated KNX push button interface
- synchronization up to 10units
- Multiple models for choice:
  - Blank-Type: KNX and push dimming, with standby power consumption<0.5W
  - AUX-Type: KNX and push dimming, with standby power consumption<1.2W and Auxiliary DC output
- Protections: Short circuit / Over voltage / Over temp.
- 3 years warranty

|                             | LCM-25KN   | LCM-40KN  | LCM-60KN   |
|-----------------------------|--|---|------------|
| <b>INPUT</b>                |  |   |            |
| <b>OUTPUT</b>               |  |   |            |
| AC input voltage range      | 180 ~ 277VAC; 220 ~ 417VDC   | 180 ~ 295VAC; 220 ~ 417VDC  |            |
| AC inrush current (Typ.)    | COLD START, 20A at 230VAC; Per NEMA 410  |   |            |
| Short circuit protection    | Constant current limiting, recovers automatically after fault condition is removed   |   |            |
| Over voltage protection     | ---  | 110 ~ 130V  | 105 ~ 125V |
| Over temperature protection | Shutdown o/p voltage, re-power on to recover   |   |            |
| Setup time                  | 500ms / 230VAC   |   |            |
| Total harmonic distortion   | THD< 20%   |   |            |
| Withstand voltage           | I/P-O/P:3.75KVAC   |   |            |
| Working temperature         | Tcase= -30~+85°C(Please refer to "OUTPUT LOAD vs TEMPERATURE" section)   | Tcase=-30~+90°C(Please refer to "OUTPUT LOAD vs TEMPERATURE" section) |            |
| Safety standards            | CSA C22.2 No.250.13-12(LCM-25KN only); ENEC EN61347-1, EN61347-2-13, EN62384 independent, GB19510.14,GB19510.1, EAC TP TC 004 approved                                       |   |            |
| KNX standards               | Certified protocol   |   |            |
| EMC standards               | EN55015, EN61000-3-2 Class C(@load≥40%); EN61000-3-3; GB17625.1,GB17743,EN61000-4-2,3,4,5,6,8,11, EN61547, light industry level(surge immunity Line-Line 2KV), EAC TP TC 020 |   |            |
| Dimension (LxWxH)(mm)       | 105x 68x 23  | 123.5x 81.5x 23   |            |

## LCM-25KN Series



| Output                         | Io Tol. | Io Ripple | Effi. | DIP Switch |      |      |      |      |      |
|--------------------------------|---------|-----------|-------|------------|------|------|------|------|------|
|                                |         |           |       | 1          | 2    | 3    | 4    | 5    | 6    |
| 350mA, 6~54V                   | ±5%     | 5% (max.) | 86%   | ----       | ---- | ---- | ---- | ---- | ---- |
| 500mA, 6~50V                   |         |           |       | ON         | ---- | ---- | ---- | ---- | ---- |
| 600mA, 6~42V                   |         |           |       | ON         | ON   | ---- | ---- | ---- | ---- |
| 700mA, 6~36V (Factory setting) |         |           |       | ON         | ON   | ON   | ---- | ---- | ON   |
| 900mA, 6~28V                   |         |           |       | ON         | ON   | ON   | ON   | ---- | ON   |
| 1050mA, 6~24V                  |         |           |       | ON         | ON   | ON   | ON   | ON   | ON   |

## LCM-40KN Series



| Output                         | Io Tol. | Io Ripple | Effi. | DIP Switch |      |      |      |      |      |
|--------------------------------|---------|-----------|-------|------------|------|------|------|------|------|
|                                |         |           |       | 1          | 2    | 3    | 4    | 5    | 6    |
| 350mA, 2~100V                  | ±5%     | 5% (max.) | 90%   | ----       | ---- | ---- | ---- | ---- | ---- |
| 500mA, 2~80V                   |         |           |       | ON         | ---- | ---- | ---- | ---- | ---- |
| 600mA, 2~67V                   |         |           |       | ON         | ON   | ---- | ---- | ---- | ---- |
| 700mA, 2~57V (Factory setting) |         |           |       | ON         | ON   | ON   | ---- | ---- | ON   |
| 900mA, 2~45V                   |         |           |       | ON         | ON   | ON   | ON   | ---- | ON   |
| 1050mA, 2~40V                  |         |           |       | ON         | ON   | ON   | ON   | ON   | ON   |

## LCM-60KN Series



| Output                         | Io Tol. | Io Ripple | Effi. | DIP Switch |      |      |      |      |      |
|--------------------------------|---------|-----------|-------|------------|------|------|------|------|------|
|                                |         |           |       | 1          | 2    | 3    | 4    | 5    | 6    |
| 500mA, 2~90V                   | ±5%     | 5% (max.) | 91%   | ----       | ---- | ---- | ---- | ---- | ---- |
| 600mA, 2~90V                   |         |           |       | ON         | ---- | ---- | ---- | ---- | ---- |
| 700mA, 2~86V (Factory setting) |         |           |       | ON         | ON   | ---- | ---- | ---- | ---- |
| 900mA, 2~67V                   |         |           |       | ON         | ON   | ON   | ---- | ---- | ON   |
| 1050mA, 2~57V                  |         |           |       | ON         | ON   | ON   | ON   | ---- | ON   |
| 1400mA, 2~42V                  |         |           |       | ON         | ON   | ON   | ON   | ON   | ON   |

# IDLV series 25~65W

## Features

- Constant voltage PWM style output mode
- IDLV-25/45: 90~295VAC input  
IDLV-65: 180~295VAC input only
- High efficiency up to 90%
- No load power consumption <0.5W (Blank-Type)
- Fully isolated plastic case with IP20 level
- Isolation class II, no F.G.
- Built-in 2 in 1 dimming function (0~10VDC or PWM signal)
- Built-in 12V/50mA auxiliary output (A-Type)
- Suitable for indoor LED strip lighting
- Protection: Short circuit / Over current
- 3 years warranty

|                            | IDLV-25(A)  | IDLV-45(A)   | IDLV-65(A)               |
|----------------------------|---|--|--------------------------|
| <b>INPUT</b>               |   |  |                          |
| <b>OUTPUT (Blank-Type)</b> |   |  |                          |
| <b>OUTPUT (A-Type)</b>     |   |  |                          |
| AC input voltage range     | 90 ~ 295VAC ; 127 ~ 417VDC  |  | 180 ~ 295VAC; 254~417VDC |
| AC inrush current (max.)   | Cold start, 30A at 230VAC   |  |                          |
| Setup time                 | 500ms / 230AVC  |  |                          |
| PWM dimming signal         | 10V PWM signal, frequency range 300Hz~3kHz  |  |                          |
| Total harmonic distortion  | THD<20%   |  |                          |
| Short circuit protection   | Shut down o/p voltage, repower on to recover  |  |                          |
| Withstand voltage          | I/P-O/P: 3.75KVAC   |  |                          |
| Working temperature        | Tcase= -20~+90°C  | Tcase= -20~+85°C (refer to "OUTPUT LOAD vs TEMPERATURE") |                          |
| Safety standards           | UL8750, ENEC EN/AS/NZS61347-1, EN/AS/NZS61347-2-13, EN62384, GB19510.14, GB19510.1, EAC TP TC 004, BIS IS15885(for 12V,24V,48V only) approved |  |                          |
| EMC standards              | EN55015, EN61000-3-2 Class C, EN61000-3-3, EN61000-4-2,3,4,5,6,8,11, EN61547, GB17743, GB17625.1, EAC TP TC 020                               |  |                          |
| Connection (Input/Output)  | 4+4P push-in terminal block for Blank-Type, 4+6P for A-Type   |  |                          |
| Dimension (LxWxH) mm       | 110 x 75 x 22   | 120 x 75 x 25  | 130 x 75 x 25            |

### IDLV-25/25A Series

| Model No.   | Output       | Tol. | Effi. |
|-------------|--------------|------|-------|
| IDLV-25□-12 | 12V, 0~1.8A  | ±10% | 80%   |
| IDLV-25□-24 | 24V, 0~1.05A | ±10% | 81%   |
| IDLV-25□-36 | 36V, 0~0.7A  | ±10% | 82%   |
| IDLV-25□-48 | 48V, 0~0.52A | ±10% | 83%   |
| IDLV-25□-60 | 60V, 0~0.42A | ±10% | 84%   |

□ = Blank/A; Blank: without auxiliary output, A: with auxiliary function

### IDLV-45/45A Series

| Model No.   | Output       | Tol. | Effi. |
|-------------|--------------|------|-------|
| IDLV-45□-12 | 12V, 0~3A    | ±10% | 84%   |
| IDLV-45□-24 | 24V, 0~1.88A | ±10% | 86%   |
| IDLV-45□-36 | 36V, 0~1.25A | ±10% | 88%   |
| IDLV-45□-48 | 48V, 0~0.94A | ±10% | 88%   |
| IDLV-45□-60 | 60V, 0~0.75A | ±10% | 90%   |

□ = Blank/A; Blank: without auxiliary output, A: with auxiliary function

### IDLV-65/65A Series

| Model No.   | Output       | Tol. | Effi. |
|-------------|--------------|------|-------|
| IDLV-65□-12 | 12V, 0~4.2A  | ±10% | 85%   |
| IDLV-65□-24 | 24V, 0~2.4A  | ±10% | 87%   |
| IDLV-65□-36 | 36V, 0~1.8A  | ±10% | 88%   |
| IDLV-65□-48 | 48V, 0~1.35A | ±10% | 89%   |
| IDLV-65□-60 | 60V, 0~1.08A | ±10% | 90%   |

□ = Blank/A; Blank: without auxiliary output, A: with auxiliary function


### IDL / IDP / ODL Series Difference

| Series       | Type                   | AC Input Range | IP   | Output Mode                      |
|--------------|------------------------|----------------|------|----------------------------------|
| IDLC<br>IDLV | Plastic case with T.B. | 90~295VAC      | IP20 | IDLC/IDPC/<br>ODLC:<br>C.C. mode |
| IDPC<br>IDPV | PCB Type               |                |      |                                  |
| ODLC<br>ODLV | Plastic case with wire | 180~295VAC     | IP67 | IDLV/IDPV/<br>ODLV:<br>C.V. mode |

# IDLC series 25~65W

## Features

- Constant current mode
- Flicker free design
- IDLC-25/45: 90~295VAC input  
IDLC-65: 180~295VAC input only
- No load power consumption <0.5W (Blank/DA-Type)
- Fully isolated plastic case with IP20 level
- Isolation class II, no F.G.
- Built-in DALI interface (IDLC-45/65-DA)
- Built-in 2 in 1 dimming function (0~10VDC or PWM signal)
- Built-in 12V/50mA auxiliary output (A-Type)
- Suitable for indoor LED lighting applications
- Protection: Short circuit
- 3 years warranty



|                           |  |  |
|---------------------------|--|--|
| AC input voltage range    | 90 ~ 295VAC ; 127 ~ 417VDC   | 180 ~ 295VAC ; 254~417VDC                                |
| AC inrush current (max.)  | Cold start, 30A at 230VAC  |  |
| Setup time                | 500ms / 230VAC   |  |
| PWM dimming signal        | 10V PWM signal, frequency range 300Hz~3kHz   |  |
| Total harmonic distortion | THD<20%  |  |
| Short circuit protection  | Hiccup mode, auto-recovery   |  |
| Withstand voltage         | I/P-O/P: 3.75KVAC  |  |
| Working temperature       | Tcase= -20~+90°C   | Tcase= -20~+85°C (refer to "OUTPUT LOAD vs TEMPERATURE") |
| Safety standards          | UL8750, ENEC EN/AS/NZS61347-1(except for DA-Type), EN/AS/NZS61347-2-13(except for DA-Type), EN62384, GB19510.14, GB19510.1, EAC TP TC 004; BIS 15885 (refer to spec for models) approved |  |
| DALI standards            | IEC 62386-101, 102 (DA-Type only)  |  |
| EMC standards             | EN55015, EN61000-3-2 Class C, EN61000-3-3, EN61000-4-2,3,4,5,6,8,11, EN61547, GB17743, GB17625.1, EAC TP TC 020  |  |
| Connection (Input/Output) | 4+4P push-in terminal block for Blank/DA-Type, 4+6P for A-Type   |  |
| Dimension (LxWxH) mm      | 110 x 75 x 22  | 120 x 75 x 25  |

## IDLC-25(A) Series

| Model No.     | Output           | Tol. | Effi. |
|---------------|------------------|------|-------|
| IDLC-25□-350  | 49 ~ 70V, 350mA  | ±7%  | 82%   |
| IDLC-25□-500  | 35 ~ 50V, 500mA  | ±7%  | 81.5% |
| IDLC-25□-700  | 25 ~ 36V, 700mA  | ±7%  | 82%   |
| IDLC-25□-1050 | 17 ~ 24V, 1050mA | ±7%  | 81.5% |

□ = Blank/A; Blank: without auxiliary output, A: with auxiliary function

## IDLC-45(A) Series IDLC-45-DA Series

| Model No.     | Output           | Tol. | Effi. |
|---------------|------------------|------|-------|
| IDLC-45□-350  | 57 ~ 95V, 350mA  | ±5%  | 86%   |
| IDLC-45□-500  | 54 ~ 90V, 500mA  | ±5%  | 85%   |
| IDLC-45□-700  | 38 ~ 64V, 700mA  | ±5%  | 85%   |
| IDLC-45□-1050 | 26 ~ 43V, 1050mA | ±5%  | 84%   |
| IDLC-45□-1400 | 19 ~ 32V, 1400mA | ±5%  | 83%   |

□ = Blank/A; Blank: without auxiliary output, A: with auxiliary function

○ = Blank/DA; Blank: 2 in 1 dimming, DA: DALI

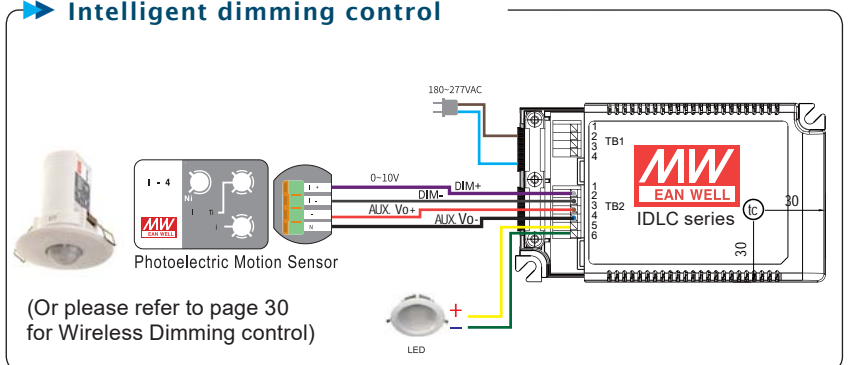
## IDLC-65(A) Series IDLC-65-DA Series

| Model No.     | Output           | Tol. | Effi. |
|---------------|------------------|------|-------|
| IDLC-65□-700  | 69 ~ 93V, 700mA  | ±5%  | 89%   |
| IDLC-65□-1050 | 46 ~ 62V, 1050mA | ±5%  | 87%   |
| IDLC-65□-1400 | 34 ~ 46V, 1400mA | ±5%  | 86%   |
| IDLC-65□-1750 | 27 ~ 36V, 1750mA | ±5%  | 86%   |

□ = Blank/A; Blank: without auxiliary output, A: with auxiliary function

○ = Blank/DA; Blank: 2 in 1 dimming, DA: DALI




## Intelligent dimming control



# PLM series 12~40W

## Features

- Constant current mode
- 110~295VAC input
- No load power consumption <0.5W
- Fully isolated plastic case with push terminal style I/O
- Three-step analog dimming function (PLM-40)
- IP30 design
- Isolation class II, no F.G.
- Class 2 power unit (except for PLM-25-350 & PLM-40)
- Economic, high reliability
- Suitable for indoor LED lighting applications
- Protections: Short circuit / Over temperature (PLM-40)
- 2 years warranty

|                             | PLM-12  | PLM-25    | PLM-40  |
|-----------------------------|---|-----------|---|
|                             |                                |           |  |
|                             |                                 |           |   |
| AC input voltage range      | 110~295VAC; 156~417VDC  |           |   |
| AC inrush current (max.)    | Cold start, 15A at 230VAC   |           |   |
| Setup time                  | 500ms at full load and 230VAC   |           |   |
| Total harmonic distortion   | THD<20%   |           |   |
| Short circuit protection    | Hiccup mode, auto-recovery  |           |   |
| Over temp. protection       | Hiccup mode, auto-recovery (PLM-40 only)  |           |   |
| Withstand voltage           | I/P-O/P: 3.75kVAC   |           |   |
| Working temperature         | -30~+50°C   | -30~+45°C | -30~+40°C   |
| Safety standards            | UL8750, ENEC EN61347-1, EN61347-2-13, EN62384, GB19510.14, GB19510.1, EAC TP TC 004 approved                    |           |   |
| EMC standards               | EN55015, EN61000-3-2 class C, EN61000-3-3, EN61000-4-2,3,4,5,6,8,11, EN61547, GB17743, GB17625.1, EAC TP TC 020 |           |   |
| Connection (Input / Output) | 2+2P push terminal block  |           |   |
| Dimension (LxWxH)(mm)       | 145x 38x 22   |           | 175x 42x 24   |

### PLM-12 Series



| Model No.   | Output        | Io Tol. | R&N  | Effi. |
|-------------|---------------|---------|------|-------|
| PLM-12-350  | 22~36V, 350mA | ±5%     | 3.6V | 85%   |
| PLM-12-500  | 15~24V, 500mA | ±5%     | 2.4V | 84%   |
| PLM-12-700  | 11~18V, 700mA | ±5%     | 2.4V | 83%   |
| PLM-12-1050 | 7~12V, 1050mA | ±5%     | 1.8V | 81%   |

### PLM-25 Series



| Model No.   | Output         | Io Tol. | R&N  | Effi. |
|-------------|----------------|---------|------|-------|
| PLM-25-350  | 42~72V, 350mA  | ±5%     | 7.2V | 87%   |
| PLM-25-500  | 30~50V, 500mA  | ±5%     | 5.0V | 86%   |
| PLM-25-700  | 21~36V, 700mA  | ±5%     | 3.6V | 86%   |
| PLM-25-1050 | 14~24V, 1050mA | ±5%     | 2.4V | 85%   |

### PLM-40 Series



| Model No.   | Output         | Io Tol. | R&N  | Effi. |
|-------------|----------------|---------|------|-------|
| PLM-40-350  | 53~105V, 350mA | ±5%     | 10V  | 88%   |
| PLM-40-500  | 40~80V, 500mA  | ±5%     | 8.0V | 88%   |
| PLM-40-700  | 29~57V, 700mA  | ±5%     | 6.0V | 87%   |
| PLM-40-1050 | 19~38V, 1050mA | ±5%     | 4.0V | 87%   |
| PLM-40-1400 | 15~29V, 1400mA | ±5%     | 3.0V | 86%   |
| PLM-40-1750 | 12~23V, 1750mA | ±5%     | 2.5V | 86%   |



# PLM-E series 12~40W

## Features

- Constant current mode
- 180~295VAC input
- No load power consumption <0.5W
- Fully isolated plastic case with push terminal style I/O
- Three-step analog dimming function (PLM-40E)
- IP30 design
- Isolation class II, no F.G.
- Low cost, high reliability
- Suitable for indoor LED lighting applications
- Protections: Short circuit / Over temperature (PLM-40E)
- 2 years warranty

|                             | PLM-12E   | PLM-25E   | PLM-40E   |
|-----------------------------|---|-----------|---|
|                             |                                |           |  |
| AC input voltage range      | 180~295VAC; 254~417VDC  |           |   |
| AC inrush current (max.)    | Cold start, 15A at 230VAC   |           |   |
| Setup time                  | 500ms at full load and 230VAC   |           |   |
| Total harmonic distortion   | THD<20%   |           |   |
| Short circuit protection    | Hiccup mode, auto-recovery  |           |   |
| Over temp. protection       | Hiccup mode, auto-recovery (PLM-40E only)   |           |   |
| Withstand voltage           | I/P-O/P: 3.75kVAC   |           |   |
| Working temperature         | -30~+50°C   | -30~+45°C | -30~+40°C (refer to output derating curve)  |
| Safety standards            | ENEC EN61347-1, EN61347-2-13, EN62384, GB19510.14, GB19510.1, EAC TP TC 004 approved                            |           |   |
| EMC standards               | EN55015, EN61000-3-2 class C, EN61000-3-3, EN61000-4-2,3,4,5,6,8,11, EN61547, GB17743, GB17625.1, EAC TP TC 020 |           |   |
| Connection (Input / Output) | 2+2P push terminal block  |           |   |
| Dimension (LxWxH)(mm)       | 145x 38x 22   |           | 175x 42x 24   |

### PLM-12E Series



| Model No.    | Output        | Io Tol. | R&N  | Effi. |
|--------------|---------------|---------|------|-------|
| PLM-12E-350  | 22~36V, 350mA | ±5%     | 5.5V | 84%   |
| PLM-12E-500  | 15~24V, 500mA | ±5%     | 3.6V | 83%   |
| PLM-12E-700  | 11~18V, 700mA | ±5%     | 3.6V | 82%   |
| PLM-12E-1050 | 7~12V, 1050mA | ±5%     | 2.7V | 78%   |

### PLM-25E Series



| Model No.    | Output         | Io Tol. | R&N  | Effi. |
|--------------|----------------|---------|------|-------|
| PLM-25E-350  | 42~72V, 350mA  | ±5%     | 9V   | 86%   |
| PLM-25E-500  | 30~50V, 500mA  | ±5%     | 7.5V | 85%   |
| PLM-25E-700  | 21~36V, 700mA  | ±5%     | 5.4V | 85%   |
| PLM-25E-1050 | 14~24V, 1050mA | ±5%     | 3.6V | 82%   |

### PLM-40E Series



| Model No.    | Output         | Io Tol. | R&N  | Effi. |
|--------------|----------------|---------|------|-------|
| PLM-40E-350  | 53~105V, 350mA | ±5%     | 10V  | 88%   |
| PLM-40E-500  | 40~80V, 500mA  | ±5%     | 8.0V | 88%   |
| PLM-40E-700  | 29~57V, 700mA  | ±5%     | 6.0V | 87%   |
| PLM-40E-1050 | 19~38V, 1050mA | ±5%     | 4.0V | 87%   |
| PLM-40E-1400 | 15~29V, 1400mA | ±5%     | 3.0V | 86%   |
| PLM-40E-1750 | 12~23V, 1750mA | ±5%     | 2.5V | 86%   |

# PLC series 30~100W

## Features

- Constant current mode  
(Constant voltage + constant current modes for PLC-100)
- Universal AC input / Full range
- Fully isolated plastic case with screw terminal style I/O
- Adjustable output voltage and current level
- Class 2 power unit / Pass LPS
- Isolation class II, no F.G. for PLC-30
- Suitable for LED lighting and LED sign applications
- Protections: Short circuit / Over current / Over voltage / Over temperature
- Cooling by free air convection
- 2 years warranty



|                             |  |   |   |
|-----------------------------|--|---|---|
| AC input voltage range      | 90~264VAC ; 127~370VDC   |   |   |
| AC inrush current (max.)    | Cold start, 35A at 230VAC  |   | Cold start, 40A at 230VAC                         |
| DC adjustment range         | 95%~110% rated output voltage  | 90%~110% rated output voltage                     | 85%~100% rated output voltage                     |
| Current adjustment range    | 75%~103%   |   | 75%~100%  |
| Over current protection     | 100%~110% constant current limiting, auto-recovery   | 95%~110% constant current limiting, auto-recovery | 95%~102% constant current limiting, auto-recovery |
| Over voltage protection     | 110%~155% rated output voltage   | 115%~140% rated output voltage                    | 107%~135% rated output voltage                    |
| Setup time                  | 500ms at full load and 230VAC  |   |   |
| Withstand voltage           | I/P-O/P: 3.75kVAC  | I/P-O/P: 3.75kVAC, I/P-FG: 2kVAC, O/P-FG:1.5kVAC  |   |
| Working temperature         | -30~+50°C (refer to output derating curve)   |   |   |
| Safety standards            | UL1310, TUV EN61347-1, EN61347-2-13, PSE J61347-1, J61347-2-13, GB19510.14, GB19510.1, EAC TP TC 004 approved; TUV EN62368-1 approved for PLC-100 only |   |   |
| EMC standards               | EN55015, EN61000-3-2 class C, EN61000-3-3, EAC TP TC 020, EN61000-4-2,3,4,5,6,8,11, EN61547, GB17743, GB17625.1  |   |   |
| Connection (Input / Output) | 2+2P screw terminal block  | 3+2P screw terminal block                         |   |
| Dimension (LxWxH)(mm)       | 160x 46x 30  | 181.5x 62x 35                                     | 200.5x 69.5x 35                                   |
| Packing                     | 0.2kg ; 70pcs / 15kg   | 0.41kg ; 30pcs / 13.3kg                           | 0.52kg ; 25pcs / 14kg                             |

### PLC-30 Series

| Model No. | Output       | Tol. | R&N  | Effi. |
|-----------|--------------|------|------|-------|
| PLC-30-9  | 9V, 0~3.3A   | ±10% | 2.6V | 80.0% |
| PLC-30-12 | 12V, 0~2.5A  | ±10% | 2.0V | 82.5% |
| PLC-30-15 | 15V, 0~2.0A  | ±10% | 2.6V | 83.5% |
| PLC-30-20 | 20V, 0~1.5A  | ±10% | 2.6V | 84.0% |
| PLC-30-24 | 24V, 0~1.25A | ±10% | 2.4V | 84.0% |
| PLC-30-27 | 27V, 0~1.12A | ±10% | 2.3V | 84.5% |
| PLC-30-36 | 36V, 0~0.84A | ±10% | 3.6V | 85.0% |
| PLC-30-48 | 48V, 0~0.63A | ±10% | 3.7V | 85.5% |

### PLC-60 Series

| Model No. | Output      | Tol. | R&N  | Effi. |
|-----------|-------------|------|------|-------|
| PLC-60-12 | 12V, 0~5.0A | ±10% | 2.0V | 85.0% |
| PLC-60-15 | 15V, 0~4.0A | ±10% | 2.4V | 86.0% |
| PLC-60-20 | 20V, 0~3.0A | ±10% | 1.8V | 87.5% |
| PLC-60-24 | 24V, 0~2.5A | ±10% | 2.4V | 87.0% |
| PLC-60-27 | 27V, 0~2.3A | ±10% | 2.7V | 88.0% |
| PLC-60-36 | 36V, 0~1.7A | ±10% | 3.6V | 89.0% |
| PLC-60-48 | 48V, 0~1.3A | ±10% | 4.6V | 89.0% |

### PLC-45 Series

| Model No. | Output       | Tol. | R&N  | Effi. |
|-----------|--------------|------|------|-------|
| PLC-45-12 | 12V, 0~3.8A  | ±10% | 2.0V | 83.5% |
| PLC-45-15 | 15V, 0~3.0A  | ±10% | 2.4V | 85.0% |
| PLC-45-20 | 20V, 0~2.3A  | ±10% | 1.8V | 86.5% |
| PLC-45-24 | 24V, 0~1.9A  | ±10% | 2.7V | 86.5% |
| PLC-45-27 | 27V, 0~1.7A  | ±10% | 2.7V | 86.5% |
| PLC-45-36 | 36V, 0~1.25A | ±10% | 3.6V | 87.5% |
| PLC-45-48 | 48V, 0~0.95A | ±10% | 4.6V | 87.5% |

### PLC-100 Series

| Model No.  | Output       | Tol. | R&N   | Effi. |
|------------|--------------|------|-------|-------|
| PLC-100-12 | 12V, 0~5.0A  | ±3%  | 150mV | 83.0% |
| PLC-100-15 | 15V, 0~5.0A  | ±3%  | 150mV | 85.0% |
| PLC-100-20 | 20V, 0~4.8A  | ±3%  | 150mV | 88.5% |
| PLC-100-24 | 24V, 0~4.0A  | ±3%  | 150mV | 88.5% |
| PLC-100-27 | 27V, 0~3.55A | ±3%  | 150mV | 88.0% |
| PLC-100-36 | 36V, 0~2.65A | ±2%  | 150mV | 88.0% |
| PLC-100-48 | 48V, 0~2.0A  | ±2%  | 200mV | 88.5% |

# Metal Case

with PFC

- 38 XLG Series (25~240W)
- 41 ELG Series (75~300W)
- 44 ELG-C Series (75~300W)
- 48 HLG Series (40~600W)
- 53 HLG-C Series (60~480W)
- 56 HVG Series (65~480W)
- 59 HVGC Series (65~1000W)
- 63 FDL Series (65~100W)



A complete outdoor LED driver solutions for outdoor luminaires are well-displayed in this category. The best cost-performance ratio and compact size design are XLG series and the ELG(C) series design with DALI /Timer/Programmable dimming functions. A high-efficiency design HLG(C) series with 7 years warranty and HVG(C) series with the high-voltage input 180-528V AC is able to be used with general 230V/347V main supply or 1 phase 380V AC voltage from 3 phase input. All models are listed for choices. Most of the models can offer to dim with 0-10V dimming function, which can be integrated into smart city lighting control.

MEAN WELL has launched brand new XLG series which design with compact size and constant power mode, output wattage covers a wide range 25/50/75/100/150/200/240W, wide choices for any indoor or outdoor luminaire applications.

## Application



## Selection guide

| Series | Features   | Remark   |
|--------|--|--|
| XLG    | Constant Power Mode<br>Compact size<br>Surge protection with 10kv/6kv (Optional) | Design with Input Over Voltage Protection and India(EESL)version |
| ELG(C) | DALI/Timer/Programmable dimming  | ELGT-150 with class II   |
| HLG(C) | High reliability/ 7 years warranty   | UP to 600W   |
| HVG(C) | High Voltage Input 180~528 VAC   | UP to 1000W  |
| FDL    | Entry level with 3 Years warranty  | UP to 100W   |

# XLG series 25~50W

## Features

- Constant power mode output
- Wide input range 100~305VAC (Class I)
- Metal housing design with functional ground
- Built-in active PFC function, Class 2 power unit
- Surge protection with 6KV/4KV
- India (EESL) version with Input Over Voltage Protection can survive input voltage stress of 440Vac for 48 hours
- 5 years warranty
- Multiple models for choice:
  - A-Type: IP67 rated. Io adjustable through built-in potentiometer
  - AB-Type: IP67 rated. Io adjustable through built-in potentiometer & 3 in 1 dimming function.
- Protections: Over power/Short circuit / Over temperature /Input over voltage(only for India version )
- IP67 rating for indoor or outdoor installations



|                                |   |   |
|--------------------------------|---|---|
| INPUT                          | ACL<br>ACN<br>FG  |   |
| OUTPUT<br>(Non-Dimming Models) | Vo-<br>Vo+  |   |
| OUTPUT<br>(Dimming Models)     | DIM-<br>DIM+<br>Vo+<br>Vo-  |   |
| AC input voltage range         | 100~305VAC; 142~431VDC  |   |
| AC inrush current (max.)       | Cold start, 50A at 230 VAC  |   |
| Over power protection          | 110-150% Over Power Protection, recovers automatically after fault condition is removed   |   |
| Over temp. protection          | Hiccup mode, recovers automatically after fault condition is removed  |   |
| Setup, rise time               | 500ms, 100ms/115VAC, 230VAC   |   |
| Withstand voltage              | I/P-O/P:3.75KVAC I/P-FG:2.0KVAC O/P-FG:1.5KVAC  |   |
| Working temperature            | Tcase= -40~+85°C   Tcase=-40 ~ +90°C  |   |
| Safety standards               | UL8750(type"HL"), CSA C22.2 No. 250.13-12; ENEC AS/NZS IEC EN61347-1, AS/NZS EN61347-2-13 independent, EN62384;IP67; GB19510.1, GB19510.14 approved         |   |
| EMC standards                  | EN55015,EN61000-3-2 Class C (@load≥50%) ; EN61000-3-3; GB17743, GB17625.1,EN61000-4-2,3,4,5,6,8,11; EN61547, (surge immunity Line-Earth 6KV, Line-Line 4KV) |   |
| Connection                     | Input   | SJOW 17AWGx3C & H05RN-F 3x1.0mm <sup>2</sup> (30cm)   |
|                                | Output  | A-Type: SJOW 17AWGx2C & H05RN-F 2x1.0mm <sup>2</sup> (30cm)<br>AB-Type: SJOW 17AWGx2C & H05RN-F 2x1.0mm <sup>2</sup> (30cm)+UL2517 20AWGx2C(35cm) |
| Dimension (LxWxH) (mm)         | 105x 63x 30   |   |

**XLG-25 Series**

| Model No. | Output               | Io Ripple | Effi. |
|-----------|----------------------|-----------|-------|
| XLG-25□-○ | 22~54V, 0.25 ~ 1.05A | 5%(max.)  | 88%   |

**XLG-50 Series**

| Model No. | Output              | Io Ripple | Effi. |
|-----------|---------------------|-----------|-------|
| XLG-50□-○ | 22~54V, 0.53 ~ 2.1A | 5%(max.)  | 90%   |

□ = Blank, I; Blank: For standard version, I: For India version  
 ○ = A, AB  
 Note 1: Products sourced from the Americas regions may not have the PSE/CCC/BIS/KC logo. Please contact your MEAN WELL sales for more information

## XLG family selection guide

| output Model | 12V    | 24V   | L type      | M type      | H type       |
|--------------|--------|-------|-------------|-------------|--------------|
| XLG-25       |        |       |             |             | 250~1050 mA  |
| XLG-50       |        |       |             |             | 530~2100 mA  |
| XLG-75       | 5A     | 3.1A  | 350~1050 mA |             | 650~2100 mA  |
| XLG-100      | 8A     | 4A    | 350~1050 mA |             | 875~2780 mA  |
| XLG-150      | 12.5 A | 6.25A | 350~1050 mA | 700~2100 mA | 1400~4100 mA |
| XLG-200      | 16A    | 8.3A  | 350~1050 mA |             | 1750~5500 mA |
| XLG-240      | 18A    | 10A   | 350~1050 mA | 700~2100 mA | 2200~6600 mA |

\* 12V/24V with C.V+C.C mode



# XLG series 75~150W

## Features

- Full power output at 70~100% Constant power mode operation
- Wide input range 100~305V AC (Class I)
- Built-in active PFC function, Class 2 power unit
- Metal case with IP67, suitable for outdoor application
- Surge protection with 6K V/4K V (10K V/6K V optional)
- India (EESL) version with Input Over Voltage Protection can survive input voltage stress of 440Vac for 48 hours
- 5 years warranty
- Multiple models for choice:
  - Blank-Type: Io and Vo fixed. (For harsh environment)
  - A-Type: IP67 rated. Io adjustable via built-in potentiometer
  - AB-Type: IP67 rated. Io adjustable through built-in potentiometer & 3 in 1 dimming function
- Protections: Over current (for 12, 24V)/Over power (for L, M, H-Type)/Over temperature /Short circuit /Input over voltage (for India version)

|  |        | XLG-75   | XLG-100   | XLG-150  |
|--|--------|--|---|--|
| <b>INPUT</b><br><br><b>OUTPUT (Non-Dimming Models)</b><br><br><b>OUTPUT (Dimming Models)</b><br> |        | Blank/A  |   |  |
|  |        | AB   |   |  |
|  |        |  |   |  |
| AC input voltage range   |        | 100~305VAC ; 142~431VDC  |   |  |
| AC inrush current (max.)   |        | Cold start, 50A at 230VAC  |   |  |
| Over current protection (for 12, 24V)  |        | 95%~ 108% Constant current limiting, recovers automatically after fault condition is removed   |   |  |
| Over power protection (for L, M, H-Type)   |        | 110% ~ 150% Hiccup mode, recovers automatically after fault condition is removed   | 105% ~ 150% Hiccup mode, recovers automatically after fault condition is removed  | 105% ~ 130% Hiccup mode, recovers automatically after fault condition is removed |
| Over temp. protection  |        | Shut down output voltage, re-power on to recover   | Shutdown output voltage, recovers automatically after fault condition is removed  |  |
| Input over voltage (for India version)   |        | 320~370VAC (Shut down output voltage when the input voltage exceeds protection voltage)  | 320~390VAC (Shut down output voltage when the input voltage exceeds protection voltage)   |  |
| Set up time  |        | 500ms/230VAC, 1200ms/115VAC  |   |  |
| Withstand voltage  |        | I/P-O/P:4.2KVAC I/P-FG:2.1KVAC O/P-FG:1.5KVAC  |   |  |
| Working temperature  |        | Tcase= -40~+90°C   |   |  |
| Safety standards   |        | UL8750(type "HL"), UL879(For 12V, 24V), CSA C22.2 No. 250.13-12; ENEC EN61347-1, EN61347-2-13 independent, EN62384; GB19510.1, GB19510.14; IP67 approved, EAC TP TC 004; |   |  |
| EMC standards  |        | EN55015, EN61000-3-2 Class C (@load ≥ 50%); EN61000-3-3; EN61000-4-2, 3, 4, 5, 6, 8, 11; EN61547, (surge immunity Line-Earth 6KV, Line-Line 4KV)(10K/6K option)          |   |  |
| Connection   | Input  | SJOW 17AWGx3C & H05RN-F 1.0mm <sup>2</sup> (30cm)  |   |  |
|  | Output | Blank/A-Type: SJOW 17AWGx2C & H05RN-F 2x1.0mm <sup>2</sup> (30cm)<br>AB-Type: SJOW 17AWGx2C & H05RN-F 2x1.0mm <sup>2</sup> (30cm)+UL2517 20AWGx2C(35cm)                  | Blank/A-Type: SJOW 17AWG/14AWG(for XLG-100-12 and XLG-150-12/24V) x2C & H05RN-F 2x1.0mm <sup>2</sup> (30cm)<br>AB-Type: SJOW 17AWGx2C & H05RN-F 2x1.0mm <sup>2</sup> (30cm)+UL2517 20AWGx2C(35cm) |  |
| Dimension (LxWxH) (mm)   |        | 140x 63x 32  |   | 180x 63x 35.5  |

### XLG-75 Series

| Model No.   | Output              | I <sub>o</sub> Ripple | Effi. |
|-------------|---------------------|-----------------------|-------|
| XLG-75□-12○ | 8.4~12V, 5A         | ---                   | 89%   |
| XLG-75□-24○ | 16.8~24V, 3.1A      | ---                   | 90%   |
| XLG-75□-L○  | 53~107V, 350~1050mA | 3%                    | 91%   |
| XLG-75□-H○  | 27~56V, 650~2100mA  | 3%                    | 90%   |

### XLG-100 Series

| Model No.    | Output              | I <sub>o</sub> Ripple | Effi. |
|--------------|---------------------|-----------------------|-------|
| XLG-100□-12○ | 8.4~12V, 4~8A       | ---                   | 92%   |
| XLG-100□-24○ | 16.8~24V, 2~4A      | ---                   | 92%   |
| XLG-100□-L○  | 71~142V, 350~1050mA | 3%                    | 92.5% |
| XLG-100□-H○  | 27~56V, 875~2780mA  | 3%                    | 91%   |

### XLG-150 Series

| Model No.    | Output               | I <sub>o</sub> Ripple | Effi. |
|--------------|----------------------|-----------------------|-------|
| XLG-150□-12○ | 8.4~12V, 6.5~12.5A   | ---                   | 91.5% |
| XLG-150□-24○ | 16.8~24V, 3.2~6.25A  | ---                   | 93%   |
| XLG-150□-L○  | 120~214V, 350~1050mA | 3%                    | 93%   |
| XLG-150□-M○  | 60~107V, 700~2100mA  | 3%                    | 92.5% |
| XLG-150□-H○  | 27~56V, 1400~4170mA  | 4%                    | 92%   |

□ = Blank, I; Blank: For standard version, I: For India only  
○ = A, AB, Blank

Note 1: Products sourced from the Americas regions may not have the PSE/CCC/BIS/KC logo. Please contact your MEAN WELL sales for more information.

# XLG series 200~240W

## Features

- Full power output at 70~100% Constant power mode operation
- Wide input range 100~305V AC( Class I)
- Built-in active PFC function
- Metal case with IP67, suitable for outdoor application
- Surge protection with 6K V/4K V (10K V/6K V optional)
- India (EESL) version with Input Over Voltage Protection can survive input voltage stress of 440Vac for 48 hours
- 5 years warranty
- Multiple models for choice:
  - Blank-Type: Io and Vo fixed.(For harsh environment)
  - A-Type: IP67 rated.Io adjustable via built-in potentiometer
  - AB-Type: IP67 rated. Io adjustable through built-in potentiometer & 3 in 1 dimming function
- Protections: Over current(for 12,24V)/Over power(for L,M,H-Type)/Over temperature /Short circuit /Input over voltage(for India version)



|  |  |   |
|--|--|---|
| AC input voltage range                 | 100~305VAC ; 142~431VDC  |   |
| AC inrush current (max.)               | Cold start, 65A at 230VAC  | Cold start, 75A at 230VAC   |
| Over current protection (for 12,24V)   | 95%~ 108% Constant current limiting, recovers automatically after fault condition is removed   |   |
| Over power protection (for L,M,H-Type) | 105% ~ 130% Hiccup mode, recovers automatically after fault condition is removed   |   |
| Over temp. protection                  | Shut down O/P voltage, recovers automatically after temperature goes down  |   |
| Input over voltage (for India version) | 320 ~ 390VAC (Shut down output voltage when the input voltage exceeds protection voltage)  | 320 ~ 370VAC (Shut down output voltage when the input voltage exceeds protection voltage)   |
| Set up time                            | 500ms/230VAC, 1200ms/115VAC  |   |
| Withstand voltage                      | I/P-O/P:4.2KVAC I/P-FG:2.1KVAC O/P-FG:1.5KVAC  | I/P-O/P:3.75KVAC I/P-FG:2.0KVAC O/P-FG:1.5KVAC  |
| Working temperature                    | Tcase= -40~+90°C   |   |
| Safety standards                       | UL8750(type"HL"), CSA C22.2 No. 250.13-12; ENEC EN61347-1, EN61347-2-13 independent, EN62384; GB19510.1,GB19510.14; IP67 approved,EAC TP TC 004;       |   |
| EMC standards                          | EN55015,EN61000-3-2 Class C (@load≥50%) ; EN61000-3-3;EN61000-4-2,3,4,5,6,8,11; EN61547(surge immunity Line-Earth 6KV, Line-Line 4KV)(10K/6KV option); |   |
| Connection                             | Input  | SJOW 17AWGx3C & H05RN-F 3x1.0mm <sup>2</sup> (30cm)   |
|  | Output   | Blank/A-Type: SJOW 17AWGx2C/14AWGx2C(12V) & H05RN-F 2x1.0mm <sup>2</sup> (30cm)<br>AB-Type: SJOW 17AWGx2C & H05RN-F 2x1.0mm <sup>2</sup> (30cm) + UL2517 20AWGx2C(35cm) |
| Dimension (LxWxH) (mm)                 | 199x 63x 35.5mm  | 219x 63x 35.5mm   |

**XLG-200 Series**

| Model No.      | Output                | I <sub>o</sub> Ripple | Effi. |
|----------------|-----------------------|-----------------------|-------|
| XLG-200 □ -12○ | 8.4~12V, 8 ~ 16A      | ---                   | 92%   |
| XLG-200 □ -24○ | 16.8~24V, 4.15 ~ 8.3A | ---                   | 94%   |
| XLG-200 □ -L○  | 142~285V, 350~1050mA  | 3%                    | 94%   |
| XLG-200 □ -H○  | 27~56V, 1750~5550mA   | 3%                    | 93%   |

**XLG-240 Series**

| Model No.      | Output               | I <sub>o</sub> Ripple | Effi. |
|----------------|----------------------|-----------------------|-------|
| XLG-240 □ -12○ | 8.4~12V, 9 ~ 18A     | ---                   | 91.5% |
| XLG-240 □ -24○ | 16.8~24V, 5 ~ 10A    | ---                   | 93.5% |
| XLG-240 □ -L○  | 178~342V, 350~1050mA | 5%                    | 93%   |
| XLG-240 □ -M○  | 90~171V, 700~2100mA  | 5%                    | 92.5% |
| XLG-240 □ -H○  | 27~56V, 2200~6660mA  | 5%                    | 91%   |

□ = Blank, I: Blank: For standard version, I: For India only  
○ = A, AB, Blank

Note 1: Products sourced from the Americas regions may not have the PSE/CCC/BIS/KC logo. Please contact your MEAN WELL sales for more information

# ELG series 75~100W

## Features

- Constant voltage+constant current modes
- Universal AC input (100 to 305VAC) / Full range
- High efficiency up to 91%
- No load / Standby power consumption <0.5W
- Meet 6KV surge immunity level (IEC61000-4-5)
- Class 2 power unit (ELG-75/100 only)
- Type HL LED Driver for use in Class I, Division 2 hazardous location luminaires
- Suitable for dry / damp / wet locations with IP67
- Suitable for outdoor LED lighting applications
- Protections:  
Short circuit / Over current / Over voltage / Over temp.

• Multiple models for choice:

- Blank-Type:** IP67 rated. Cable for I/O connection (For harsh environment)
- A-Type:** IP65 rated. Io and Vo adjustable through built-in potentiometer
- B-Type:** IP67 rated. 3 in 1 dimming function (0~10Vdc, 10V PWM signal and resistance)
- AB-Type:** IP65 rated. Io adjustable through built-in potentiometer & 3 in 1 dimming function.
- D2-Type:** IP67 rated. Smart timer dimming function\*, contact MEAN WELL for details
- DA-Type:** IP67 rated. DALI control technology
- 5 years warranty



|                           | ELG-75  | ELG-100  |
|---------------------------|---|--|
| AC input voltage range    | 100~305VAC ; 142~431VDC   |  |
| AC inrush current (max.)  | Cold start, 50A at 230VAC   | Cold start, 60A at 230VAC                                |
| DC adjustment range       | ±10% rated output voltage (A-Type only)   |  |
| Current adjustment range  | 50%~100% via potentiometer (A-Type only)  |  |
| Over current protection   | 95%~108% constant current limiting, auto-recovery   |  |
| Over voltage protection   | 110%~140% rated output voltage  |  |
| Over temp. protection     | Shut down o/p voltage, re-power on to recover   |  |
| Setup, rise, hold up time | 500ms, 100ms, 10ms at full load and 230VAC  |  |
| Withstand voltage         | I/P-O/P: 3.75kVAC I/P-FG: 2kVAC O/P-FG: 1.5kVAC   |  |
| Working temperature       | Tcase= -40~+85°C  | Tcase= -40~+90°C (refer to "OUTPUT LOAD vs TEMPERATURE") |
| Safety standards          | UL8750, IEC/EN/AS/NZ61347-1,-2-13, EN62384, GB19510.1, GB19510.14, EAC TP TC 004, BIS IS15885(refer to spec for models), KC61347-1, KC61347-2-13 approved |  |
| EMC standards             | EN55015, EN61000-3-2 class C, EN61000-3-3, EN61000-4-2,3,4,5,6,8,11, EN61547, GB17743, GB17625.1, EAC TP TC 020, KC KN15, KN61547                         |  |
| Connection                | Please refer to page 47   |  |
| Dimension (LxWxH) (mm)    | 180x 63x 35.5   | 199x 63x 35.5  |



### ELG-75 Series

| Model No.      | Output       | Tol.  | R&N   | Effi. |
|----------------|--------------|-------|-------|-------|
| ELG-75-12(A)-□ | 12V, 0~5A    | ±3.0% | 150mV | 85%   |
| ELG-75-24(A)-□ | 24V, 0~3.15A | ±3.0% | 200mV | 88%   |
| ELG-75-36(A)-□ | 36V, 0~2.1A  | ±2.5% | 250mV | 89%   |
| ELG-75-42(A)-□ | 42V, 0~1.8A  | ±2.5% | 250mV | 90%   |
| ELG-75-48(A)-□ | 48V, 0~1.6A  | ±2.0% | 250mV | 90%   |

○ = Blank, A, B, AB, D2 or DA ; □ = Blank, 3Y

□ = Blank, 2-wire input for standard mode ; □ = 3Y, 3-wire input for standard mode.



### ELG-100 Series

| Model No.       | Output       | Tol.  | R&N   | Effi. |
|-----------------|--------------|-------|-------|-------|
| ELG-100-24(A)-□ | 24V, 0~4A    | ±3%   | 200mV | 88%   |
| ELG-100-36(A)-□ | 36V, 0~2.66A | ±2.5% | 250mV | 89%   |
| ELG-100-42(A)-□ | 42V, 0~2.28A | ±2.5% | 250mV | 90%   |
| ELG-100-48(A)-□ | 48V, 0~2A    | ±2%   | 300mV | 90%   |
| ELG-100-54(A)-□ | 54V, 0~1.78A | ±2%   | 350mV | 91%   |

○ = Blank, A, B, AB, D2 or DA ; □ = Blank, 3Y

\*MEAN WELL Smart timer dimming primarily provides the adaptive proportion dimming profile for the output constant current level.

# ELG series 150~200W

## Features

- Constant voltage+constant current modes
- Universal AC input (100 to 305VAC) / Full range
- High efficiency up to 93%
- No load / Standby power consumption <0.5W
- Meet 6KV surge immunity level (IEC61000-4-5)
- Type HL LED Driver for use in Class I, Division 2 hazardous location luminaires
- Suitable for dry / damp / wet locations
- Suitable for outdoor LED lighting applications
- Protections:
  - Short circuit / Over current / Over voltage / Over temp.
- 5 years warranty

- Multiple models for choice:
  - Blank-Type:** IP67 rated. Cable for I/O connection(For harsh environment)
  - A-Type:** IP65 rated. Io and Vo adjustable through built-in potentiometer
  - B-Type:** IP67 rated. 3 in 1 dimming function (0~10Vdc, 10V PWM signal and resistance)
  - AB-Type:** IP65 rated. Io adjustable through built-in potentiometer & 3 in 1 dimming function.
  - D2-Type:** IP67 rated. Smart timer dimming function\*, contact MEAN WELL for details
  - DA-Type:** IP67 rated. DALI control technology
  - BE-Type:** IP67 rated. 3 in 1 dimming function and 15V/400mA auxiliary output (ELG-150 only)

|                                       | ELG-150                    | ELG-200    |
|---------------------------------------|----------------------------|------------|
| <b>INPUT</b>                          | ACN<br>ACL                 |            |
| <b>INPUT</b><br>(3Y Models)           | ACL<br>ACN<br>FG           |            |
| <b>OUTPUT</b><br>(Non-Dimming Models) | Vo-<br>Vo+                 | Blank/A    |
| <b>OUTPUT</b><br>(Dimming Models)     | DIM-<br>DIM+<br>Vo+<br>Vo- | B/AB/D2/DA |

|                           |   |  |
|---------------------------|---|--|
| AC input voltage range    | 100~305VAC ; 142~431VDC   |  |
| AC inrush current (max.)  | Cold start, 65A at 230VAC   | Cold start, 75A at 230VAC                                |
| DC adjustment range       | ±10% rated output voltage (A-Type only)   |  |
| Current adjustment range  | 50%~100% via potentiometer (A-Type only)  |  |
| Over current protection   | 95%~108% constant current limiting, auto-recovery   |  |
| Over voltage protection   | 110%~140% rated output voltage  |  |
| Setup, rise, hold up time | 500ms, 100ms, 10ms at full load and 230VAC  |  |
| Withstand voltage         | I/P-O/P: 3.75kVAC I/P-FG: 2kVAC O/P-FG: 1.5kVAC   |  |
| Working temperature       | Tcase= -40~+90°C (refer to "OUTPUT LOAD vs TEMPERATURE")  | Tcase= -40~+85°C (refer to "OUTPUT LOAD vs TEMPERATURE") |
| Safety standards          | UL8750, ENEC/AS/NZS/EN61347-1,-2-13, EN62384, GB19510.14, GB19510.1, EAC TP TC 004, BIS IS15885(refer to spec for models), KC61347-1, KC61347-2-13 approved |  |
| EMC standards             | EN55015, EN61000-3-2 class C, EN61000-3-3, EN61000-4-2,3,4,5,6,8,11, EN61547, GB17743, GB17625.1, EAC TP TC 020, KC KN15, KN61547                           |  |
| Connection                | Please refer to page 47   |  |
| Dimension (LxWxH) (mm)    | 219x 63x 35.5   | 244x 71x 37.5  |




  
 (B & BE-Type) (DA-Type)











### ELG-150 Series

| Model No.       | Output       | Tol.  | R&N   | Effi. |
|-----------------|--------------|-------|-------|-------|
| ELG-150-12(A)-□ | 12V, 0~10A   | ±3.0% | 150mV | 88%   |
| ELG-150-24(A)-□ | 24V, 0~6.25A | ±3.0% | 200mV | 89%   |
| ELG-150-36(A)-□ | 36V, 0~4.17A | ±2.5% | 250mV | 90%   |
| ELG-150-42(A)-□ | 42V, 0~3.57A | ±2.5% | 250mV | 90%   |
| ELG-150-48(A)-□ | 48V, 0~3.13A | ±2.0% | 250mV | 90%   |
| ELG-150-54(A)-□ | 54V, 0~2.8A  | ±2.0% | 350mV | 91%   |

○ = Blank, A, B, AB, D2, DA or BE ; □ = Blank, 3Y

□ = Blank, 2-wire input for standard mode ; □ = 3Y, 3-wire input for standard mode.




  
 (B-Type) (DA-Type)











### ELG-200 Series

| Model No.       | Output       | Tol. | R&N   | Effi. |
|-----------------|--------------|------|-------|-------|
| ELG-200-12(A)-□ | 12V, 0~16A   | ±3%  | 150mV | 90.0% |
| ELG-200-24(A)-□ | 24V, 0~8.4A  | ±2%  | 200mV | 92.0% |
| ELG-200-36(A)-□ | 36V, 0~5.55A | ±2%  | 250mV | 92.0% |
| ELG-200-42(A)-□ | 42V, 0~4.76A | ±2%  | 250mV | 92.5% |
| ELG-200-48(A)-□ | 48V, 0~4.16A | ±2%  | 250mV | 93.0% |
| ELG-200-54(A)-□ | 54V, 0~3.72A | ±2%  | 350mV | 93.0% |

○ = Blank, A, B, AB, D2 or DA ; □ = Blank, 3Y

\*MEAN WELL Smart timer dimming primarily provides the adaptive proportion dimming profile for the output constant current level.



# ELG series 240~300W

## Features

- Constant voltage+constant current modes
- Wide input range 100~305VAC
- High efficiency up to 94%
- No load / Standby power consumption <0.5W(for ELG-240 only)
- Meet 6KV surge immunity level (IEC61000-4-5)
- Type HL LED Driver for use in Class I, Division 2 hazardous location luminaires
- Suitable for dry / damp / wet locations
- Suitable for outdoor LED lighting applications
- Protections:
  - Short circuit / Over current / Over voltage / Over temp.

- Multiple models for choice:(ELG-240)
  - Blank-Type:** IP67 rated. Io and Vo fixed(For harsh environment)
  - A-Type:** IP65 rated. Io and Vo adjustable through built-in potentiometer
  - B-Type:** IP67 rated.3 in 1 dimming function (0~10Vdc, 10V PWM signal and resistance)
  - AB-Type:** IP65 rated. Io and Vo adjustable through built-in potentiometer & 3 in 1 dimming function.
  - D2-Type:** IP67 rated. **Smart timer dimming function\***, contact MEAN WELL for details
  - DA-Type:** IP67 rated. **DALI control technology**
- 5 years warranty



|                           |  |   |
|---------------------------|--|---|
| AC input voltage range    | 100~305VAC ; 142~431VDC  |   |
| AC inrush current (max.)  | Cold start, 60A at 230VAC  | Cold start, 45A at 230VAC                         |
| DC adjustment range       | ±8% rated output voltage (A/AB-Type only)  |   |
| Current adjustment range  | 50%~100% via potentiometer (A/AB-Type only)  |   |
| Over current protection   | 95%~108% constant current limiting, auto-recovery  |   |
| Over voltage protection   | 110%~140% rated output voltage   |   |
| Setup, rise, hold up time | 500ms, 100ms, at 230VAC  |   |
| Withstand voltage         | I/P-O/P: 3.75kVAC I/P-FG: 2.0kVAC O/P-FG: 1.5kVAC  |   |
| Working temperature       | -40~+90°C (refer to "OUTPUT LOAD vs TEMPERATURE")  | -40~+85°C (refer to "OUTPUT LOAD vs TEMPERATURE") |
| Safety standards          | UL8750(type"HL"), CSA C22.2 No. 250.13-12, EN61347-1,-2-13, IEC/AS/NZS 61347-1, IEC/AS/NZS 61347-2-13 independent, EN62384, EAC TP TC 004, BIS IS15885(Note 1),GB19510.14, GB19510.1, IP65 or IP67 approved, KC61347-1(for ELG-240 only), KC61347-2-13(for ELG-240 only) |   |
| EMC standards             | EN55015, EN61000-3-2 class C, EN61000-3-3, EN61000-4-2,3,4,5,6,8,11, EN61547, GB17743, GB17625.1, EAC TP TC 020, KC KN15(only for ELG-240), KN61547(only for ELG-240)  |   |
| Connection                | Please refer to page 47  |   |
| Dimension (LxWxH) (mm)    | 244x 71x 37.5  | 246x 77x 39.5                                     |

**ELG-240 Series**

| Model No.       | Output       | Tol. | R&N   | Effi. |
|-----------------|--------------|------|-------|-------|
| ELG-240-24(A)-□ | 24V, 0~10A   | ±2%  | 200mV | 92.0% |
| ELG-240-36(A)-□ | 36V, 0~6.66A | ±2%  | 250mV | 92.0% |
| ELG-240-42(A)-□ | 42V, 0~5.71A | ±2%  | 250mV | 92.5% |
| ELG-240-48(A)-□ | 48V, 0~5.0A  | ±2%  | 250mV | 93.0% |
| ELG-240-54(A)-□ | 54V, 0~4.45A | ±2%  | 350mV | 93.0% |

**ELG-300 Series**

| Model No.   | Output          | Tol. | R&N   | Effi. |
|-------------|-----------------|------|-------|-------|
| ELG-300-12A | 12V, 11~22A     | ±3%  | 150mV | 91.0% |
| ELG-300-24A | 24V, 6.25~12.5A | ±2%  | 240mV | 94.0% |

○ = Blank, A, B, AB, D2 or DA ; □ = Blank, 3Y

□ = Blank, 2-wire input for standard mode ; □ = 3Y, 3-wire input for standard mode.

Note 1:for 24/24B/36/36A/42/42A/54/54A only

\*MEAN WELL Smart timer dimming primarily provides the adaptive proportion dimming profile for the output constant current level.

# ELG-C series 75~100W

## Features

- Constant current mode
- Universal AC input (100 to 305VAC) / Full range
- High efficiency up to 92%
- No load / Standby power consumption <0.5W
- Meet 6KV surge immunity level (IEC61000-4-5)
- Type HL LED Driver for use in Class I, Division 2 hazardous location luminaires
- Suitable for dry / damp / wet locations
- Suitable for outdoor LED lighting applications
- Protections:
  - Short circuit / Over voltage / Over temperature

- Multiple models for choice:

- Blank-Type:** IP67 rated. Cable for I/O connection (For harsh environment)
- A-Type:** IP65 rated. Io and Vo adjustable through built-in potentiometer
- B-Type:** IP67 rated. 3 in 1 dimming function (0~10Vdc, 10V PWM signal and resistance)
- AB-Type:** IP65 rated. Io adjustable through built-in potentiometer & 3 in 1 dimming function.
- D2-Type:** IP67 rated. Smart timer dimming function\*, contact MEAN WELL for details
- DA-Type:** IP67 rated. DALI control technology
- 5 years warranty



|                             |   |   |
|-----------------------------|---|---|
| AC input voltage range      | 100~305VAC; 142~431VDC  |   |
| AC inrush current (max.)    | Cold start, 50A at 230VAC   | Cold start, 40A at 230VAC                               |
| Current adjustment range    | 50%~100% via potentiometer (A-Type only)  |   |
| Over voltage protection     | 105%~145% rated output voltage  |   |
| Over temperature protection | Shut down o/p voltage, re-power on to recover   |   |
| Setup time                  | 500ms at 230VAC   |   |
| Withstand voltage           | I/P-O/P: 3.75kVAC I/P-FG: 2kVAC O/P-FG: 1.5kVAC   |   |
| Working temperature         | Tcase=-40~+90°C   | Tcase=-40~+85°C (refer to "OUTPUT LOAD vs TEMPERATURE") |
| Safety standards            | UL8750, ENEC/AS/NZS/EN61347-1,-2-13, EN62384, GB19510.1, GB19510.14, EAC TP TC 004, BIS IS15885(refer to spec for models), KC61347-1, KC61347-2-13 approved |   |
| EMC standards               | EN55015, EN61000-3-2 class C, EN61000-3-3, EN61000-4-2,3,4,5,6,8,11, EN61547, GB17743, GB17625.1, EAC TP TC 020, KC KN15, KN61547                           |   |
| Connection                  | Please refer to page 47   |   |
| Dimension (LxWxH) (mm)      | 180x 63x 35.5   | 199x 63x 35.5   |



| Model No.         | Output          | Tol. | Io Ripple | Effi. |
|-------------------|-----------------|------|-----------|-------|
| ELG-75-C350(A)-□  | 107~214V, 350mA | ±5%  | 5%        | 91%   |
| ELG-75-C500(A)-□  | 75~150V, 500mA  | ±5%  | 5%        | 91%   |
| ELG-75-C700(A)-□  | 53~107V, 700mA  | ±5%  | 5%        | 90%   |
| ELG-75-C1050(A)-□ | 35~71V, 1050mA  | ±5%  | 5%        | 90%   |
| ELG-75-C1400(A)-□ | 27~54V, 1400mA  | ±5%  | 5%        | 90%   |

○ = Blank, A, B, AB, D2 or DA ; □ = Blank, 3Y

□ = Blank, 2-wire input for standard mode ; □ = 3Y, 3-wire input for standard mode.



| Model No.          | Output          | Tol. | Io Ripple | Effi. |
|--------------------|-----------------|------|-----------|-------|
| ELG-100-C350(A)-□  | 143~286V, 350mA | ±5%  | 5%        | 92%   |
| ELG-100-C500(A)-□  | 100~200V, 500mA | ±5%  | 5%        | 91%   |
| ELG-100-C700(A)-□  | 71~143V, 700mA  | ±5%  | 5%        | 90%   |
| ELG-100-C1050(A)-□ | 48~95V, 1050mA  | ±5%  | 5%        | 90%   |
| ELG-100-C1400(A)-□ | 35~72V, 1400mA  | ±5%  | 5%        | 90%   |

○ = Blank, A, B, AB, D2 or DA ; □ = Blank, 3Y

\*MEAN WELL Smart timer dimming primarily provides the adaptive proportion dimming profile for the output constant current level.

# ELG-C series 150~200W

## Features

- Constant current mode
- Compliant with class II design (ELGT-150-C only)
- Universal AC input (up to 305VAC) / Full range
- High efficiency up to 93%
- No load / Standby power consumption <0.5W
- Meet 6KV surge immunity level (IEC61000-4-5)
- Type HL LED Driver for use in Class I, Division 2 hazardous location luminaires
- Suitable for dry / damp / wet locations with IP67
- Suitable for outdoor LED lighting applications
- Protections: Short circuit / Over voltage / Over temperature
- 5 years warranty

- Multiple models for choice:

**Blank-Type:** IP67 rated. Cable for I/O connection (For harsh environment)

**A-Type:** IP65 rated. Io and Vo adjustable through built-in potentiometer

**B-Type:** IP67 rated. 3 in 1 dimming function (0~10Vdc, 10V PWM signal and resistance)

**AB-Type:** IP65 rated. Io adjustable through built-in potentiometer & 3 in 1 dimming function.

**D2-Type:** IP67 rated. Smart timer dimming function\*, contact MEAN WELL for details

**DA-Type:** IP67 rated. DALI control technology

**BE-Type:** IP67 rated. 3 in 1 dimming function and 15V/400mA auxiliary output (ELG-150-C only)



|                             |   |   |
|-----------------------------|---|---|
| AC input voltage range      | 100~305VAC; 142~431VDC  |   |
| AC inrush current (max.)    | Cold start, 65A at 230VAC   |   |
| Current adjustment range    | 50%~100% via potentiometer (A-Type only)  |   |
| Over voltage protection     | 105%~145% rated output voltage  |   |
| Over temperature protection | Shut down o/p voltage, re-power on to recover   |   |
| Setup time                  | 500ms at 230VAC   |   |
| Withstand voltage           | I/P-O/P: 3.75kVAC I/P-FG: 2kVAC O/P-FG: 1.5kVAC for ELG-150/200-C; I/P-CASE: 3.75kVAC for ELGT-150-C  |   |
| Working temperature(Tcase)  | -40~+90°C (refer to "OUTPUT LOAD vs TEMPERATURE")   | -40~+85°C (refer to "OUTPUT LOAD vs TEMPERATURE") |
| Safety standards            | UL8750, ENEC EN61347-1, EN61347-2-13, EN62384, GB19510.14, GB19510.1, EAC TP TC 004 approved, BIS IS15885(ELG-150-C700A/1050A, 700DA only), KC61347-1, KC61347-2-13 |   |
| EMC standards               | EN55015, EN61000-3-2 class C, EN61000-3-3, EN61000-4-2,3,4,5,6,8,11, EN61547, GB17743, GB17625.1, EAC TP TC 020, KC KN15, KN61547                                   |   |
| Connection                  | Please refer to page 47   |   |
| Dimension (LxWxH) (mm)      | 219x 63x 35.5   | 244x 71x 37.5                                     |

**ELG-150-C Series**

| Model No.          | Output          | Tol. | Io Ripple | Effi. |
|--------------------|-----------------|------|-----------|-------|
| ELG-150-C500(A)-□  | 150~300V, 500mA | ±5%  | 5%        | 92%   |
| ELG-150-C700(A)-□  | 107~214V, 700mA | ±5%  | 5%        | 92%   |
| ELG-150-C1050(A)-□ | 72~143V, 1050mA | ±5%  | 5%        | 92%   |
| ELG-150-C1400(A)-□ | 54~107V, 1400mA | ±5%  | 5%        | 91%   |
| ELG-150-C1750(A)-□ | 43~86V, 1750mA  | ±5%  | 5%        | 91%   |
| ELG-150-C2100(A)-□ | 36~72V, 2100mA  | ±5%  | 5%        | 91%   |

○ = Blank, A, B, AB, D2, DA or BE ; □ = Blank, 3Y

□ = Blank, 2-wire input for standard mode ;

□ = 3Y, 3-wire input for standard mode.

\*MEAN WELL Smart timer dimming primarily provides the adaptive proportion dimming profile for the output constant current level.

**ELGT-150-C Series**

| Model No.         | Output          | Tol. | Io Ripple | Effi. |
|-------------------|-----------------|------|-----------|-------|
| ELGT-150-C700(A)  | 107~214V, 700mA | ±5%  | 5%        | 92%   |
| ELGT-150-C1050(A) | 72~143V, 1050mA | ±5%  | 5%        | 92%   |
| ELGT-150-C1400(A) | 54~107V, 1400mA | ±5%  | 5%        | 91%   |

**ELG-200-C Series**

| Model No.          | Output          | Tol. | Io Ripple | Effi. |
|--------------------|-----------------|------|-----------|-------|
| ELG-200-C700(A)-□  | 142~286V, 700mA | ±5%  | 5%        | 93%   |
| ELG-200-C1050(A)-□ | 95~190V, 1050mA | ±5%  | 5%        | 93%   |
| ELG-200-C1400(A)-□ | 71~142V, 1400mA | ±5%  | 5%        | 92%   |
| ELG-200-C1750(A)-□ | 57~114V, 1750mA | ±5%  | 5%        | 92%   |
| ELG-200-C2100(A)-□ | 48~96V, 2100mA  | ±5%  | 5%        | 92%   |

○ = Blank, A, B, AB, D2 or DA ; □ = Blank, 3Y

# ELG-C & ELGC series 240~300W

## Features

- Constant power mode (for ELGC-300)
- Constant current mode output (for ELG-240-C)
- Universal AC input (100 to 305VAC) / Full range
- High efficiency up to 94.5%
- Standby power consumption < 0.5W (for ELG-240-C)
- Meet 6KV surge immunity level (IEC61000-4-5)
- Type HL LED driver for use in Class I, Division 2 hazardous location luminaires
- Suitable for dry / damp / wet locations
- Suitable for outdoor LED lighting applications
- Protections: Short circuit / Over voltage / Over temperature

- Multiple models for choice:

**Blank-Type:** IP67 rated. Cable for I/O connection (For harsh environment)

**A-Type:** IP65 rated. Io and Vo adjustable through built-in potentiometer

**B-Type:** IP67 rated. 3 in 1 dimming function (0~10Vdc, 10V PWM signal and resistance)

**AB-Type:** IP65 rated. Io adjustable through built-in potentiometer & 3 in 1 dimming function.

**D2-Type:** IP67 rated. **Smart timer dimming function\***, contact MEAN WELL for details

**DA-Type:** IP67 rated. DALI control technology

- 5 years warranty

|                                       |  |                            |
|---------------------------------------|--|----------------------------|
| <b>INPUT</b>                          |  | ACN<br>ACL                 |
| <b>INPUT</b><br>(3Y Models)           |  | ACN<br>FG                  |
| <b>OUTPUT</b><br>(Non-Dimming Models) |  | Vo-<br>Vo+                 |
| <b>OUTPUT</b><br>(Dimming Models)     |  | DIM-<br>DIM+<br>Vo+<br>Vo- |



|                             |  |   |
|-----------------------------|--|---|
| AC input voltage range      | 100~305VAC; 142~431VDC   |   |
| AC inrush current (max.)    | Cold start 75A at 230VAC   | Cold start 45A at 230VAC                                    |
| Current adjustment range    | 50%~100% via potentiometer (A/AB-Type only)  | 32.5%~100% via potentiometer (A/AB-Type only)               |
| Over voltage protection     | 105%~145% rated output voltage   |   |
| Over temperature protection | Shut down o/p voltage, re-power on to recover  | Tcase > 85°C ± 5°C, derate power automatically by 6%/°C max |
| Setup time                  | 800ms/115VAC, 500ms/230VAC   | 500ms at 230VAC and 115VAC                                  |
| Withstand voltage           | I/P-O/P: 3.75kVAC I/P-FG: 2kVAC O/P-FG: 1.5kVAC  |   |
| Working temperature         | Tcase = -40~+85°C (refer to "OUTPUT LOAD vs TEMPERATURE")  |   |
| Safety standards            | UL8750 (type "HL"), CSA C22.2 No. 250.13-12, ENEC EN61347-1, EN61347-2-13 independent; AS/NZS 61347-1, AS/NZS 61347-2-13 independent, EN62384, EAC TP TC 004, KC61347-1, KC61347-2-13, GB19510.14, GB19510.1 |   |
| EMC standards               | EN55015, EN61000-3-2 class C, EN61000-3-3, EN61000-4-2, 3, 4, 6, 8, 11, EN61547; GB17743, GB17625.1, EAC TP TC 020, KC KN15, KN61547   |   |
| Connection                  | Please refer to page 47  |   |
| Dimension (LxWxH) (mm)      | 244x 71x 37.5  | 246x 77x 39.5   |

**ELG-240-C Series**

| Model No.          | Output           | Tol.  | Io Ripple | Effi. |
|--------------------|------------------|-------|-----------|-------|
| ELG-240-C700(A)-□  | 172~343V, 700mA  | ±5.0% | 5%        | 93%   |
| ELG-240-C1050(A)-□ | 114~228V, 1050mA | ±5.0% | 5%        | 93%   |
| ELG-240-C1400(A)-□ | 86~171V, 1400mA  | ±5.0% | 5%        | 93%   |
| ELG-240-C1750(A)-□ | 69~137V, 1750mA  | ±5.0% | 5%        | 93%   |
| ELG-240-C2100(A)-□ | 57~115V, 2100mA  | ±5.0% | 5%        | 93%   |

○ = Blank, A, B, AB, D2 or DA ; □ = Blank, 3Y

**ELGC-300 Series**

| Model No.    | Vout     | Iout (mA)  |            | Tol. | Io Ripple | Effi. |
|--------------|----------|------------|------------|------|-----------|-------|
|              |          | 100~180VAC | 200~305VAC |      |           |       |
| ELGC-300-L-□ | 116~232V | 650~1700   | 650~2000   | ±5%  | 5%        | 94.5% |
| ELGC-300-M-□ | 58~116V  | 1300~3400  | 1300~4000  | ±5%  | 5%        | 93.5% |
| ELGC-300-H-□ | 29~58V   | 2600~6800  | 2600~8000  | ±5%  | 5%        | 92.5% |

□ = Blank, A, AB, D2 or DA

\*MEAN WELL Smart timer dimming primarily provides the adaptive proportion dimming profile for the output constant current level.



# Globally Certified Cable Adoption for ELG

## ELG-75/100 Series

|            |        |  |
|------------|--------|--|
| Connection | Input  | SJOW 17AWGx2C & H05RN-F 1.0mm <sup>2</sup> (30cm)  |
|            | Output | <ul style="list-style-type: none"> <li>▪ Blank/A-Type:<br/>SJOW 17AWGx2C &amp; H05RN-F 1.0mm<sup>2</sup> (30cm)</li> <li>▪ B/AB/D2/DA-Type:<br/>SJOW 17AWGx2C &amp; H05RN-F 1.0mm<sup>2</sup> (30cm) + SJOW 17AWGx2C &amp; H05RN-F 1.0mm<sup>2</sup> (30cm)</li> </ul> |

## ELG-150 Series

|            |        |   |
|------------|--------|---|
| Connection | Input  | SJOW 17AWGx2C & H05RN-F 1.0mm <sup>2</sup> (30cm)   |
|            | Output | <ul style="list-style-type: none"> <li>▪ Blank/A-Type:<br/>SJOW 17AWGx2C &amp; H05RN-F 1.0mm<sup>2</sup> (30cm)</li> <li>▪ B/AB/D2/DA-Type:<br/>SJOW 17AWGx2C &amp; H05RN-F 1.0mm<sup>2</sup> (30cm) + SJOW 17AWGx2C &amp; H05RN-F 1.0mm<sup>2</sup> (30cm)</li> <li>▪ BE-Type:<br/>SJOW 17AWGx4C &amp; H05RN-F 1.0mm<sup>2</sup> (30cm)+ SJOW 17AWGx2C &amp; H05RN-F 1.0mm<sup>2</sup> (30cm)</li> </ul> |

## ELG-200/240 Series

|            |        |   |
|------------|--------|---|
| Connection | Input  | SJOW 17AWGx2C & H05RN-F 1.0mm <sup>2</sup> (30cm)   |
|            | Output | <ul style="list-style-type: none"> <li>▪ Blank/A-Type:<br/>SJTW 14AWGx2C (30cm) for 12V<br/>SJOW 17AWGx2C &amp; H05RN-F 1.0mm<sup>2</sup> (30cm) for others</li> <li>▪ B/AB/D2/DA-Type:<br/>SJTW 14AWGx2C (30cm) + SJOW 17AWGx2C &amp; H05RN-F 1.0mm<sup>2</sup> (30cm) for 12V<br/>SJOW 17AWGx2C &amp; H05RN-F 1.0mm<sup>2</sup> (30cm) + SJOW 17AWGx2C &amp; H05RN-F 1.0mm<sup>2</sup> (30cm) for others</li> </ul> |

## ELG-75/100-C Series

|            |        |  |
|------------|--------|--|
| Connection | Input  | SJOW 17AWGx2C & H05RN-F 1.0mm <sup>2</sup> (30cm)  |
|            | Output | <ul style="list-style-type: none"> <li>▪ Blank/A-Type:<br/>SJOW 17AWGx2C &amp; H05RN-F 1.0mm<sup>2</sup> (30cm)</li> <li>▪ B/AB/D2/DA-Type:<br/>SJOW 17AWGx2C &amp; H05RN-F 1.0mm<sup>2</sup> (30cm) + SJOW 17AWGx2C &amp; H05RN-F 1.0mm<sup>2</sup> (30cm)</li> </ul> |

## ELG-150-C Series

|            |        |   |
|------------|--------|---|
| Connection | Input  | SJOW 17AWGx2C & H05RN-F 1.0mm <sup>2</sup> (30cm)   |
|            | Output | <ul style="list-style-type: none"> <li>▪ Blank/A-Type:<br/>SJOW 17AWGx2C &amp; H05RN-F 1.0mm<sup>2</sup> (30cm)</li> <li>▪ B/AB/D2/DA-Type:<br/>SJOW 17AWGx2C &amp; H05RN-F 1.0mm<sup>2</sup> (30cm) + SJOW 17AWGx2C &amp; H05RN-F 1.0mm<sup>2</sup> (30cm)</li> <li>▪ BE-Type:<br/>SJOW 17AWGx4C &amp; H05RN-F 1.0mm<sup>2</sup> (30cm)+ SJOW 17AWGx2C &amp; H05RN-F 1.0mm<sup>2</sup> (30cm)</li> </ul> |

## ELG-200/240-C Series

|            |        |  |
|------------|--------|--|
| Connection | Input  | SJOW 17AWGx2C & H05RN-F 1.0mm <sup>2</sup> (30cm)  |
|            | Output | <ul style="list-style-type: none"> <li>▪ Blank/A-Type:<br/>SJOW 17AWGx2C &amp; H05RN-F 1.0mm<sup>2</sup> (30cm)</li> <li>▪ B/AB/D2/DA-Type:<br/>SJOW 17AWGx2C &amp; H05RN-F 1.0mm<sup>2</sup> (30cm) + SJOW 17AWGx2C &amp; H05RN-F 1.0mm<sup>2</sup> (30cm)</li> </ul> |

## ELGC-300 / ELG-300 Series

|            |        |  |
|------------|--------|--|
| Connection | Input  | SJOW 17AWGx3C & H05RN-F 1.0mm <sup>2</sup> (30cm)  |
|            | Output | <ul style="list-style-type: none"> <li>▪ Blank/A-Type:<br/>SJOW 17AWGx2C &amp; H05RN-F 1.0mm<sup>2</sup> (30cm) / ELG-300: SJOW 14AWGx2C &amp; H05RN-F 1.0mm<sup>2</sup> (30cm)</li> <li>▪ AB/D2/DA-Type:<br/>SJOW 17AWGx2C &amp; H05RN-F 1.0mm<sup>2</sup> (30cm) + SJOW 17AWGx2C &amp; H05RN-F 1.0mm<sup>2</sup> (30cm)</li> <li>▪ Dimming cable: UL2517 20AWGx2C(30cm)</li> </ul> |

# HLG series 40~60W

## Features

- Constant voltage + constant current modes
- Universal AC input (90 to 305VAC) / Full range
- High efficiency up to 90.5%
- Meet 4kV surge immunity level (IEC61000-4-5)
- Class 2 power unit
- Type HL LED Driver for use in Class I, Division 2 hazardous location luminaires
- Suitable for dry, damp, and wet location with IP67
- Suitable for outdoor LED lighting applications
- Protections:  
Short circuit / Over current / Over voltage / Over temp.

- Multiple models for choice:

- Blank-Type:** IP67 rated. Cable for I/O connection (For harsh environment)
- A-Type:** IP65 rated. Io and Vo adjustable through built-in potentiometer
- B-Type:** IP67 rated. 3 in 1 dimming function (1~10Vdc, 10V PWM signal and resistance)
- AB-Type:** IP65 rated. Io adjustable through built-in potentiometer & 3 in 1 dimming function.
- D-Type(option):** IP67 rated. Timer dimming function, contact MEAN WELL for details.

- 7 years warranty

|                                    | HLG-40H   | HLG-60H   |
|------------------------------------|---|---|
| <b>INPUT</b>                       | ACL<br>ACN<br>FG  |   |
| <b>OUTPUT (Non-Dimming Models)</b> | Vo-<br>Vo+  |   |
| <b>OUTPUT (Dimming Models)</b>     | DIM+<br>DIM-<br>Vo-<br>Vo+  |   |
|                                    |  |  |

|                           |   |                           |
|---------------------------|---|---------------------------|
| AC input voltage range    | 90~305VAC ; 127~431VDC  |                           |
| AC inrush current (max.)  | Cold start, 50A at 230VAC   | Cold start, 55A at 230VAC |
| DC adjustment range       | ±10% rated output voltage (A-Type only)   |                           |
| Current adjustment range  | 60%~100% via potentiometer (A-Type only)  |                           |
| Over current protection   | 95%~108% constant current limiting, auto-recovery   |                           |
| Over voltage protection   | 109%~145% rated output voltage  |                           |
| Setup, rise, hold up time | 500ms, 80ms, 16ms at full load and 230VAC   |                           |
| Withstand voltage         | I/P-O/P: 3.75kVAC, I/P-FG: 2kVAC, O/P-FG:1.5kVAC  |                           |
| Working temperature       | -40~+80°C (refer to "OUTPUT LOAD vs TEMPERATURE")   |                           |
| Safety standards          | UL8750, EN/AS/NZS61347-1,-2-13, PSE J61347-1, J61347-2-13, GB19510.14, GB19510.1, EAC TP TC 004 approved; KC61347-1, KC61347-2-13 (except for AB-type) Design refer to UL62368-1, EN60335-1 |                           |
| EMC standards             | EN55015, EN61000-3-2 class C, EN61000-3-3, EN61000-4-2,3,4,5,6,8,11, EN61547, GB17743, GB17625.1, EAC TP TC 020   |                           |
| Connection                | Please refer to page 64   |                           |
| Dimension (LxWxH) (mm)    | 171x 61.5x 36.8   |                           |

## HLG-40H Series





















| Model No.      | Output       | Tol.  | R&N   | Effi. |
|----------------|--------------|-------|-------|-------|
| HLG-40H-12 (A) | 12V, 0~3.33A | ±2.5% | 150mV | 86.5% |
| HLG-40H-15 (A) | 15V, 0~2.67A | ±2.0% | 150mV | 86.5% |
| HLG-40H-20 (A) | 20V, 0~2.00A | ±1.0% | 150mV | 88.0% |
| HLG-40H-24 (A) | 24V, 0~1.67A | ±1.0% | 200mV | 88.0% |
| HLG-40H-30 (A) | 30V, 0~1.34A | ±1.0% | 200mV | 88.5% |
| HLG-40H-36 (A) | 36V, 0~1.12A | ±1.0% | 200mV | 88.5% |
| HLG-40H-42 (A) | 42V, 0~0.96A | ±1.0% | 200mV | 88.5% |
| HLG-40H-48 (A) | 48V, 0~0.84A | ±1.0% | 300mV | 89.5% |
| HLG-40H-54 (A) | 54V, 0~0.75A | ±1.0% | 300mV | 89.5% |

○ = A, B, AB, D or Blank

## HLG-60H Series





















| Model No.      | Output      | Tol.  | R&N   | Effi. |
|----------------|-------------|-------|-------|-------|
| HLG-60H-15 (A) | 15V, 0~4.0A | ±2.0% | 150mV | 87.5% |
| HLG-60H-20 (A) | 20V, 0~3.0A | ±1.0% | 150mV | 89.0% |

| Model No.      | Output       | Tol.  | R&N   | Effi. |
|----------------|--------------|-------|-------|-------|
| HLG-60H-24 (A) | 24V, 0~2.5A  | ±1.0% | 150mV | 89.5% |
| HLG-60H-30 (A) | 30V, 0~2.0A  | ±1.0% | 200mV | 90.0% |
| HLG-60H-36 (A) | 36V, 0~1.70A | ±1.0% | 200mV | 90.0% |
| HLG-60H-42 (A) | 42V, 0~1.45A | ±1.0% | 300mV | 90.0% |
| HLG-60H-48 (A) | 48V, 0~1.30A | ±1.0% | 300mV | 90.5% |
| HLG-60H-54 (A) | 54V, 0~1.15A | ±1.0% | 300mV | 90.5% |

○ = A, B, AB, D or Blank

### ▶ Junction Box for HLG Series



- Optional junction box available for HLG-80H~480H series (A/B/Blank-Type only). Please contact MEAN WELL for details.

- "UL8750 listed" safety & IP66 approved for HLG-80H-□BL (modified from B-Type only)

# HLG series 80~120W

## Features

- Constant voltage + constant current modes
- Universal AC input (90 to 305VAC) / Full range
- High efficiency up to 93.5%
- Meet 4kV surge immunity level (IEC61000-4-5)
- Class 2 power unit / Pass LPS (except for HLG-120H)
- Type HL LED Driver for use in Class I, Division 2 hazardous location luminaires
- Suitable for dry, damp, and wet location with IP67
- Suitable for outdoor LED lighting applications
- Protections:
  - Short circuit / Over current / Over voltage / Over temp
- 7 years warranty

- Multiple models for choice:

- Blank-Type:** IP67 rated. Cable for I/O connection (For harsh environment)
- A-Type:** IP65 rated. Io and Vo adjustable through built-in potentiometer
- B-Type:** IP67 rated. 3 in 1 dimming function (1~10Vdc, 10V PWM signal and resistance)
- AB-Type:** IP65 rated. Io adjustable and Vo (except for HLG-80H) through built-in potentiometer & 3 in 1 dimming function.
- BL-Type(option):** Junction box option for HLG-80H B-Type only, "UL8750 listed" safety & IP66 approved, contact MEAN WELL for details
- D-Type(option):** IP67 rated. Timer dimming function, contact MEAN WELL for details



|                           |   |   |
|---------------------------|---|---|
| AC input voltage range    | 90~305VAC ; 127~431VDC  |   |
| AC inrush current (max.)  | Cold start, 70A at 230VAC   | Cold start, 60A at 230VAC                 |
| DC adjustment range       | ±10% rated output voltage (A-Type only)   |   |
| Current adjustment range  | HLG-80H/100H: 60%~100% ; HLG-120H: 50%~100% via potentiometer (A-Type only)   |   |
| Over current protection   | 95%~108% constant current limiting, auto-recovery   |   |
| Over voltage protection   | 110%~140% rated output voltage  |   |
| Setup, rise, hold up time | 500ms, 80ms, 16ms at full load and 230VAC   | 500ms, 50ms, 16ms at full load and 230VAC |
| Withstand voltage         | I/P-O/P: 3.75kVAC, I/P-FG: 2kVAC, O/P-FG: 1.5kVAC   |   |
| Working temperature       | -40~+80°C (refer to "OUTPUT LOAD vs TEMPERATURE")   |   |
| Safety standards          | UL8750, TUV EN61347-1, EN61347-2-13, PSE J61347-1, J61347-2-13, GB19510.14, GB19510.1, EAC TP TC 004 approved; BIS IS15885(refer to spec for models); <b>UL8750 listed for HLG-80H-□BL only</b> , KC61347-1, KC61347-2-13 |   |
| EMC standards             | EN55015, EN55032 class B (except for HLG-80H), EN61000-3-2 class C, EN61000-3-3, EN61000-4-2,3,4,5,6,8,11, EN61547, GB17743, GB17625.1, EAC TP TC 020   |   |
| Connection                | Please refer to page 64   |   |
| Dimension (LxWxH) (mm)    | 195.6x 61.5x 38.8   | 220x 68x 38.8                             |



| Model No.     | Output       | Tol.  | R&N   | Effi. |
|---------------|--------------|-------|-------|-------|
| HLG-80H-12(A) | 12V, 0~5.0A  | ±2.5% | 150mV | 88.0% |
| HLG-80H-15(A) | 15V, 0~5.0A  | ±2.0% | 150mV | 89.0% |
| HLG-80H-20(A) | 20V, 0~4.0A  | ±1.0% | 150mV | 90.0% |
| HLG-80H-24(A) | 24V, 0~3.4A  | ±1.0% | 150mV | 90.5% |
| HLG-80H-30(A) | 30V, 0~2.7A  | ±1.0% | 200mV | 91.0% |
| HLG-80H-36(A) | 36V, 0~2.3A  | ±1.0% | 200mV | 91.0% |
| HLG-80H-42(A) | 42V, 0~1.95A | ±1.0% | 200mV | 91.0% |
| HLG-80H-48(A) | 48V, 0~1.7A  | ±1.0% | 200mV | 91.0% |
| HLG-80H-54(A) | 54V, 0~1.5A  | ±1.0% | 200mV | 91.0% |

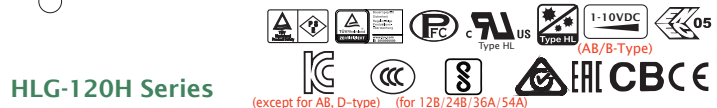
○ = A, B, AB, BL, D or Blank



| Model No.      | Output      | Tol. | R&N   | Effi. |
|----------------|-------------|------|-------|-------|
| HLG-100H-20(A) | 20V, 0~4.8A | ±1%  | 150mV | 93%   |
| HLG-100H-24(A) | 24V, 0~4.0A | ±1%  | 150mV | 93%   |
| HLG-100H-30(A) | 30V, 0~3.2A | ±1%  | 200mV | 93%   |

| Model No.      | Output       | Tol. | R&N   | Effi. |
|----------------|--------------|------|-------|-------|
| HLG-100H-36(A) | 36V, 0~2.65A | ±1%  | 200mV | 93%   |
| HLG-100H-42(A) | 42V, 0~2.28A | ±1%  | 200mV | 93%   |
| HLG-100H-48(A) | 48V, 0~2.0A  | ±1%  | 200mV | 93%   |
| HLG-100H-54(A) | 54V, 0~1.77A | ±1%  | 200mV | 93%   |

○ = A, B, AB, D or Blank



| Model No.      | Output      | Tol.  | R&N   | Effi. |
|----------------|-------------|-------|-------|-------|
| HLG-120H-12(A) | 12V, 0~10A  | ±2.5% | 150mV | 92.0% |
| HLG-120H-15(A) | 15V, 0~8.0A | ±2.0% | 150mV | 92.0% |
| HLG-120H-20(A) | 20V, 0~6.0A | ±1.0% | 150mV | 93.0% |
| HLG-120H-24(A) | 24V, 0~5.0A | ±1.0% | 150mV | 93.0% |
| HLG-120H-30(A) | 30V, 0~4.0A | ±1.0% | 200mV | 93.0% |
| HLG-120H-36(A) | 36V, 0~3.4A | ±1.0% | 200mV | 93.0% |
| HLG-120H-42(A) | 42V, 0~2.9A | ±1.0% | 200mV | 93.0% |
| HLG-120H-48(A) | 48V, 0~2.5A | ±1.0% | 200mV | 93.5% |
| HLG-120H-54(A) | 54V, 0~2.3A | ±1.0% | 200mV | 93.5% |

○ = A, B, AB, D or Blank




# HLG series 150~240W

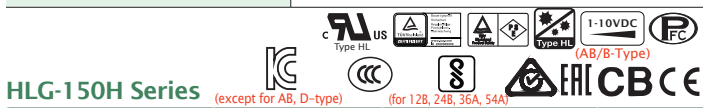
## Features

- Constant voltage+constant current modes
- Universal AC input (90 to 305VAC) / Full range
- High efficiency up to 94%
- Meet 4kV surge immunity level (IEC61000-4-5)
- Type HL LED Driver for use in Class I, Division 2 hazardous location luminaires
- Suitable for dry, damp, and wet location with IP67
- Suitable for outdoor LED lighting applications
- Protections:
  - Short circuit / Over current / Over voltage / Over temp.
- 7 years warranty

- Multiple models for choice:
  - Blank-Type:** IP67 rated. Cable for I/O connection (For harsh environment)
  - A-Type:** IP65 rated. Io and Vo adjustable through built-in potentiometer
  - B-Type:** IP67 rated. 3 in 1 dimming function (1~10Vdc, 10V PWM signal and resistance)
  - AB-Type:** IP65 rated. Io adjustable and Vo through built-in potentiometer & 3 in 1 dimming function.
  - C-Type:** Terminal block for I/O connection (HLG-240H)
  - D-Type(option):** IP67 rated. Timer dimming function, contact MEAN WELL for details
- Optional RCM models available (HLG-150H/185H/240H-A/B/Blank-Type)



|                           |   |  |
|---------------------------|---|--|
| AC input voltage range    | 90~305VAC; 127~431VDC   |  |
| AC inrush current (max.)  | Cold start, 65A at 230VAC   | Cold start, 75A at 230VAC                                  |
| DC adjustment range       | ±10% rated output voltage (A-Type only)   | ±6% rated output voltage (A-Type & C-Type)                 |
| Current adjustment range  | HLG-150H: 60%~100% ; HLG-185H/240H: 50%~100% via potentiometer (A-Type & HLG-240H C-Type)   |  |
| Over current protection   | 95%~108% constant current limiting, auto-recovery   |  |
| Over voltage protection   | 110%~140% rated output voltage  |  |
| Setup, rise, hold up time | 500ms, 50ms, 16ms   | 500ms, 80ms, 15ms at full load and 230VAC                  |
| Withstand voltage         | I/P-O/P: 3.75kVAC, I/P-FG: 2kVAC, O/P-FG: 1.5kVAC   |  |
| Working temperature       | -40~+90°C (refer to "OUTPUT LOAD vs TEMPERATURE")   |  |
| Safety standards          | UL8750, EN/AS/NZS61347-1,-2-13(except for HLG-240H C-Type), PSE J61347-1, J61347-2-13, GB19510.14, GB19510.1, EAC TP TC 004 approved; UL1012, UL62368-1, TUV EN62368-1 approved for HLG-240H only; BIS IS15885(refer to spec for models), KC61347-1, KC61347-2-13(except for AB, C, D-type) |  |
| EMC standards             | EN55015, EN55032 class B, EN61000-3-2 class C, EN61000-3-3, EN61000-4-2,3,4,5,6,8,11, EN61547, GB17743, GB17625.1, EAC TP TC 020, KC KN15, KN61547(except for AB, Dx, D2-type)  |  |
| Connection                | Please refer to page 64   |  |
| Dimension (LxWxH)(mm)     | 228x 68x 38.8   | A/B/D/Blank-Type: 244.2x 68x 38.8<br>C-Type: 251x 68x 38.8 |



### HLG-150H Series


| Model No.      | Output       | Tol.  | R&N   | Effi. |
|----------------|--------------|-------|-------|-------|
| HLG-150H-12(A) | 12V, 0~12.5A | ±2.5% | 150mV | 91.5% |
| HLG-150H-15(A) | 15V, 0~10.0A | ±2.0% | 150mV | 92.0% |
| HLG-150H-20(A) | 20V, 0~7.50A | ±1.0% | 150mV | 93.0% |
| HLG-150H-24(A) | 24V, 0~6.30A | ±1.0% | 150mV | 93.0% |
| HLG-150H-30(A) | 30V, 0~5.00A | ±1.0% | 200mV | 93.5% |
| HLG-150H-36(A) | 36V, 0~4.20A | ±1.0% | 200mV | 93.5% |
| HLG-150H-42(A) | 42V, 0~3.60A | ±1.0% | 200mV | 94.0% |
| HLG-150H-48(A) | 48V, 0~3.20A | ±1.0% | 200mV | 94.0% |
| HLG-150H-54(A) | 54V, 0~2.80A | ±1.0% | 200mV | 94.0% |



### HLG-185H Series

| Model No.      | Output       | Tol.  | R&N   | Effi. |
|----------------|--------------|-------|-------|-------|
| HLG-185H-12(A) | 12V, 0~13.0A | ±2.5% | 150mV | 91.5% |
| HLG-185H-15(A) | 15V, 0~11.5A | ±2.0% | 150mV | 92.0% |
| HLG-185H-20(A) | 20V, 0~9.30A | ±1.0% | 150mV | 93.0% |
| HLG-185H-24(A) | 24V, 0~7.80A | ±1.0% | 150mV | 93.5% |

| Model No.      | Output       | Tol.  | R&N   | Effi. |
|----------------|--------------|-------|-------|-------|
| HLG-185H-30(A) | 30V, 0~6.20A | ±1.0% | 200mV | 93.5% |
| HLG-185H-36(A) | 36V, 0~5.20A | ±1.0% | 200mV | 93.5% |
| HLG-185H-42(A) | 42V, 0~4.40A | ±1.0% | 200mV | 94.0% |
| HLG-185H-48(A) | 48V, 0~3.90A | ±1.0% | 200mV | 94.0% |
| HLG-185H-54(A) | 54V, 0~3.45A | ±1.0% | 200mV | 94.0% |



### HLG-240H Series

| Model No.      | Output       | Tol.  | R&N   | Effi. |
|----------------|--------------|-------|-------|-------|
| HLG-240H-12(A) | 12V, 0~16.0A | ±2.5% | 150mV | 90.0% |
| HLG-240H-15(A) | 15V, 0~15.0A | ±2.0% | 150mV | 90.0% |
| HLG-240H-20(A) | 20V, 0~12.0A | ±1.0% | 150mV | 91.5% |
| HLG-240H-24(A) | 24V, 0~10.0A | ±1.0% | 150mV | 92.5% |
| HLG-240H-30(A) | 30V, 0~8.00A | ±1.0% | 200mV | 92.5% |
| HLG-240H-36(A) | 36V, 0~6.70A | ±1.0% | 250mV | 92.5% |
| HLG-240H-42(A) | 42V, 0~5.72A | ±1.0% | 250mV | 92.5% |
| HLG-240H-48(A) | 48V, 0~5.00A | ±1.0% | 250mV | 93.0% |
| HLG-240H-54(A) | 54V, 0~4.45A | ±1.0% | 350mV | 93.5% |



# HLG series 320~480W

## Features

- Constant voltage+constant current modes
- Universal AC input (90 to 305VAC) / Full range
- Meet 4kV surge immunity level (IEC61000-4-5)
- Type HL LED Driver for use in Class I, Division 2 hazardous location luminaires
- Suitable for outdoor LED lighting applications
- Protections:
  - Short circuit / Over current / Over voltage / Over temp.
- 7 years warranty

- Multiple models for choice:
  - Blank-Type:** IP67 rated. Cable for I/O connection (For harsh environment)
  - A-Type:** IP65 rated. Io and Vo adjustable through built-in potentiometer
  - B-Type:** IP67 rated. 3 in 1 dimming function (1~10Vdc (for HLG-320H), 0~10V (for HLG-480H) , 10V PWM signal and resistance)
  - AB-Type:** IP65 rated. Io adjustable and Vo (for HLG-480H only) through built-in potentiometer & 3 in 1 dimming function.
  - C-Type:** Terminal block for I/O connection (HLG-320H only)
  - D-Type(option):** IP67 rated. Timer dimming function, contact MEAN WELL for details (HLG-320H only)
  - D2-Type(option):** IP67 rated. Smart timer dimming function\* (HLG-480H only)



|                           |   |   |
|---------------------------|---|---|
| AC input voltage range    | 90~305VAC; 127~431VDC   |   |
| AC inrush current (max.)  | Cold start, 70A at 230VAC   | Cold start, 35A at 230VAC   |
| DC adjustment range       | -15%~+13.3% rated output voltage (A-Type & C-Type)  | -15%~+5% rated output voltage (A-Type only)   |
| Current adjustment range  | 50%~100% via potentiometer (A-Type & HLG-320H C-Type only)  |   |
| Over current protection   | 95%~108% constant current limiting, auto- recovery  |   |
| Over voltage protection   | 110%~140% rated output voltage  |   |
| Setup, rise, hold up time | 500ms, 80ms, 15ms at full load and 230VAC   |   |
| Withstand voltage         | I/P-O/P: 3.75kVAC, I/P-FG: 2kVAC, O/P-FG: 1.5kVAC   |   |
| Working temperature       | -40~+90°C (refer to "OUTPUT LOAD vs TEMPERATURE")   |   |
| Safety standards          | UL8750(type"HL"), CSA C22.2 No. 250.0-08; EN/AS/NZS 61347-1, EN/AS/NZS 61347-2-13, EN62384 independent;GB19510.1,GB19510.14; IP65 or IP67 (except for HLG-320H C-type); J61347-1, J61347-2-13 (except for HLG-320H C-type),EAC TP TC 004;KC61347-1, KC61347-2-13(except for AB,C-type) approved | UL8750(type"HL"), CSA C22.2 No. 250.13-12; ENEC EN61347-1, EN61347-2-13 independent, EN62384; GB19510.14,GB19510.1;IP65 or IP67, EAC TP TC 004,AS/NZS IEC 61347.2.13:2013,AS/NZS 61347.1:2016;KC61347-1,KC61347-2-13(except for AB,Dx,D2-type) approved |
| EMC standards             | EN55015, EN55032 class B, EN61000-3-2 class C, EN61000-3-3, EN61000-4-2,3,4,5,6,8,11,EN61547, GB17743, GB17625.1, EAC TP TC 020,KC KN15,KN61547(except for AB,Dx,D2-type)   |   |
| Connection                | Please refer to page 64   |   |
| Dimension (LxWxH)(mm)     | 252x 90x 43.8   | 262x 125x 43.8  |

**HLG-320H Series**

| Model No.      | Output        | Tol.  | R&N   | Effi. |
|----------------|---------------|-------|-------|-------|
| HLG-320H-12(A) | 12V, 0~22.0A  | ±3.0% | 150mV | 91.0% |
| HLG-320H-15(A) | 15V, 0~19.0A  | ±2.0% | 150mV | 92.5% |
| HLG-320H-20(A) | 20V, 0~15.0A  | ±1.5% | 150mV | 93.5% |
| HLG-320H-24(A) | 24V, 0~13.34A | ±1.0% | 150mV | 94.0% |
| HLG-320H-30(A) | 30V, 0~10.7A  | ±1.0% | 200mV | 94.0% |
| HLG-320H-36(A) | 36V, 0~8.90A  | ±1.0% | 250mV | 94.5% |
| HLG-320H-42(A) | 42V, 0~7.65A  | ±1.0% | 250mV | 95.0% |
| HLG-320H-48(A) | 48V, 0~6.70A  | ±1.0% | 250mV | 95.0% |
| HLG-320H-54(A) | 54V, 0~5.95A  | ±1.0% | 350mV | 95.0% |

○ = A, B, AB, C, D or Blank

**HLG-480H Series**

| Model No.      | Output       | Tol.  | R&N   | Effi. |
|----------------|--------------|-------|-------|-------|
| HLG-480H-24(A) | 24V, 0~20A   | ±1.0% | 200mV | 94.0% |
| HLG-480H-30(A) | 30V, 0~16A   | ±1.0% | 200mV | 94.5% |
| HLG-480H-36(A) | 36V, 0~13.3A | ±1.0% | 250mV | 95.0% |
| HLG-480H-42(A) | 42V, 0~11.4A | ±1.0% | 250mV | 95.0% |
| HLG-480H-48(A) | 48V, 0~10A   | ±1.0% | 250mV | 94.5% |
| HLG-480H-54(A) | 54V, 0~8.9A  | ±1.0% | 350mV | 95.0% |

○ = A, B, AB, D2 or Blank

\*MEAN WELL Smart timer dimming primarily provides the adaptive proportion dimming profile for the output constant current level.

# HLG series 600W

## Features

- Constant voltage+constant current modes
- Universal AC input (90 to 305VAC) / Full range
- High efficiency up to 96%
- Meet 4kV surge immunity level (IEC61000-4-5)
- No load power consumption <0.5W at remote off (HLG-600H)
- Type HL LED Driver for use in Class I, Division 2 hazardous location luminaires
- LED indicator for power on (A-Type only)
- Suitable for outdoor LED lighting applications
- Protections:  
Short circuit / Over current / Over voltage / Over temperature

- Multiple models for choice:  
**Blank-Type:** IP67 rated. Io and Vo fixed(For harsh environment)  
**A-Type:** IP65 rated. Io and Vo adjustable through built-in potentiometer  
**B-Type:** IP67 rated. 3 in 1 dimming function (0~10Vdc, 10V PWM signal and resistance)  
**AB-Type:** IP65 rated. Io and Vo adjustable through built-in potentiometer & 3 in 1 dimming function.  
**7 years warranty**

|                                       |  |   |
|---------------------------------------|--|---|
| <b>INPUT</b>                          |  | ACL<br>ACN<br>FG  |
| <b>OUTPUT</b><br>(Non-Dimming Models) |  | Vo-<br>Vo+<br>Vo-<br>Vo+<br>RC+<br>RC-&GND<br>+5Vsb                 |
| <b>OUTPUT</b><br>(Dimming Models)     |  | Vo-<br>Vo+<br>Vo-<br>Vo+<br>RC+<br>RC-&GND<br>+5Vsb<br>DIM+<br>DIM- |



|                           |   |
|---------------------------|---|
| AC input voltage range    | 90~305VAC; 127~431VDC   |
| AC inrush current (max.)  | Cold start, 70A at 230VAC   |
| DC adjustment range       | -15%~+5% rated output voltage (A-Type only)   |
| Current adjustment range  | 50%~100% via potentiometer (A-Type & HLG-320H C-Type only)  |
| Over current protection   | 95%~108% constant current limiting, auto- recovery  |
| Over voltage protection   | 110%~140% rated output voltage  |
| Setup, rise, hold up time | 500ms, 80ms, 15ms at full load and 230VAC   |
| Withstand voltage         | I/P-O/P: 3.75kVAC, I/P-FG: 2kVAC, O/P-FG: 1.5kVAC   |
| Working temperature       | -40~+90°C (refer to "OUTPUT LOAD vs TEMPERATURE")   |
| Safety standards          | UL60950-1, UL8750(type"HL"), CSA C22.2 No. 250.13-12, ENEC EN61347-1, EN61347-2-13 independent, EN62384,IP65 or IP67, J61347-1, J61347-2-13, CCC GB4943.1, EAC TP TC 004, AS/NZS 60950.1(by CB), KC61347-1, KC61347-2-13(for 24A,36A,48A,54A only) approved   |
| EMC standards             | EN55032 (CISPR32) Class B, EN55015, EN61000-3-2 Class C (@ load ≥50%) ; EN61000-3-3, EAC TP TC 020;KC KN15, KN61547(for 24A,36A,48A,54A only);EN61000-4-2,3,4,5,6,8,11, EN61547, EN55024, light industry level (surge immunity Line-Earth 4KV, Line-Line 2KV) |
| Connection                | Please refer to page 64   |
| Dimension (LxWxH)(mm)     | 280x 144x 48.5  |

## HLG-600H Series

| Model No.      | Output     | Tol.  | R&N   | Effi. |
|----------------|------------|-------|-------|-------|
| HLG-600H-12(A) | 12V, 0~40A | ±3.0% | 150mV | 92.0% |
| HLG-600H-15(A) | 15V, 0~36A | ±2.0% | 150mV | 93.5% |
| HLG-600H-20(A) | 20V, 0~28A | ±1.5% | 150mV | 94.5% |
| HLG-600H-24(A) | 24V, 0~25A | ±1.0% | 150mV | 95.0% |
| HLG-600H-30(A) | 30V, 0~20A | ±1.0% | 200mV | 95.0% |



| Model No.      | Output       | Tol.  | R&N   | Effi. |
|----------------|--------------|-------|-------|-------|
| HLG-600H-36(A) | 36V, 0~16.7A | ±1.0% | 250mV | 95.5% |
| HLG-600H-42(A) | 42V, 0~14.3A | ±1.0% | 250mV | 96.0% |
| HLG-600H-48(A) | 48V, 0~12.5A | ±1.0% | 250mV | 96.0% |
| HLG-600H-54(A) | 54V, 0~11.2A | ±1.0% | 350mV | 96.0% |

○ = A, B, AB

# HLG-C series 60~120W

## Features


- Constant current mode
- Universal AC input (90 to 305VAC)/ Full range
- High efficiency up to 94%
- Suitable for dry, damp, and wet location
- Suitable for outdoor LED lighting applications
- Protections: Short circuit / Over voltage / Over temperature
- 7 years warranty

· Multiple models for choice:

**A-Type:** IP65 rated. Io adjustable through built-in potentiometer  
**B-Type:** IP67 rated. 3 in 1 dimming function (1~10Vdc, 10V PWM signal and resistance)

**AB-Type:** IP65 rated. Io adjustable through built-in potentiometer & 3 in 1 dimming function.

**D-Type (option):** IP67 rated. Timer dimming function, contact MEAN WELL for details



|                          |   |   |
|--------------------------|---|---|
| AC input voltage range   | 90~305VAC; 127VDC~431VDC  |   |
| AC inrush current (max.) | Cold start, 60A at 230VAC   | Cold start, 50A at 230VAC                         |
| Current adjustment range | 60%~100% via potentiometer (A-Type only)  | 50%~100% via potentiometer (A-Type only)          |
| Short circuit protection | Hiccup mode, auto-recovery  | Constant current limiting, auto-recovery          |
| Over voltage protection  | 110%~140%, shut down o/p voltage, re-power on to recover  |   |
| Over temp. protection    | Shut down o/p voltage, re-power on to recover   | Shut down o/p voltage, auto-recovery              |
| Setup time               | 500ms at full load and 230VAC   |   |
| Withstand voltage        | I/P-O/P:3.75kVAC, I/P-FG:2kVAC, O/P-FG:1.5kVAC  |   |
| Working temperature      | -40~+80°C (refer to "OUTPUT LOAD vs TEMPERATURE")   | -40~+90°C (refer to "OUTPUT LOAD vs TEMPERATURE") |
| Safety standards         | UL8750, GB19510.14, GB1950.1, EAC TP TC 004, EN/AS/NZS61347-1,-2-13, PSE J61347-1, J61347-2-13 approved         |   |
| EMC standards            | EN55015, EN61000-3-2 class C, EN61000-3-3, EN61000-4-2,3,4,5,6,8,11, EN61547, GB17743, GB17625.1, EAC TP TC 020 |   |
| Connection               | Please refer to page 64   |   |
| Dimension (LxWxH)(mm)    | 171x 61.5x 36.8   | 220x 68x 38.8                                     |

HLG-60H-C Series (70W)

1-10VDC (AB/B-Type)

| Model No.       | Output          | Io Tol. | Io Ripple | Effi. |
|-----------------|-----------------|---------|-----------|-------|
| HLG-60H-C350(A) | 100~200V, 350mA | ±5%     | 5% max.   | 91%   |
| HLG-60H-C700(A) | 50~100V, 700mA  | ±5%     | 5% max.   | 90.5% |

○ = A, B, AB or D

HLG-80H-C Series (90W)

1-10VDC (AB/B-Type)

| Model No.       | Output          | Io Tol. | Io Ripple | Effi. |
|-----------------|-----------------|---------|-----------|-------|
| HLG-80H-C350(A) | 167~257V, 350mA | ±5%     | 8% max.   | 91.5% |
| HLG-80H-C700(A) | 84~129V, 700mA  | ±5%     | 8% max.   | 91.5% |

○ = A, B, AB or D

HLG-120H-C Series (150W)

1-10VDC (AB/B-Type)

| Model No.         | Output          | Io Tol. | Io Ripple | Effi. |
|-------------------|-----------------|---------|-----------|-------|
| HLG-120H-C350(A)  | 215~430V, 350mA | ±5%     | 8% max.   | 94%   |
| HLG-120H-C500(A)  | 150~300V, 500mA | ±5%     | 8% max.   | 94%   |
| HLG-120H-C700(A)  | 107~215V, 700mA | ±5%     | 8% max.   | 94%   |
| HLG-120H-C1050(A) | 74~148V, 1050mA | ±5%     | 8% max.   | 94%   |
| HLG-120H-C1400(A) | 54~108V, 1400mA | ±5%     | 8% max.   | 93.5% |

○ = A, B, AB or D


# HLG-C series 185~240W

## Features

- Constant current mode
- Universal AC input (90 to 305VAC)/ Full range
- High efficiency up to 94%
- Type HL LED Driver for use in Class I, Division 2 hazardous location luminaires (HLG-240H-C)
- Suitable for dry, damp, and wet location
- Suitable for outdoor LED lighting applications
- Protections: Short circuit / Over voltage / Over temperature
- 7 years warranty

· Multiple models for choice:

- A-Type:** IP65 rated. Io adjustable through built-in potentiometer
- B-Type:** IP67 rated. 3 in 1 dimming function (1~10Vdc, 10V PWM signal and resistance)
- AB-Type:** IP65 rated. Io adjustable through built-in potentiometer & 3 in 1 dimming function.
- D-Type (option):** IP67 rated. Timer dimming function, contact MEAN WELL for details(HLG-185H-C only)
- D2-Type (option):** IP67 rated. Smart timer dimming function\*, contact MEAN WELL for details (HLG-240H-C)



|                          |  |                               |
|--------------------------|--|-------------------------------|
| AC input voltage range   | 90~305VAC; 127VDC~431VDC   |                               |
| AC inrush current (max.) | Cold start, 55A at 230VAC  | Cold start, 75A at 230VAC     |
| Current adjustment range | 50%~100% via potentiometer (A-Type only)   |                               |
| Short circuit protection | Constant current limiting, auto-recovery   |                               |
| Over voltage protection  | 105%~120%, Shut down o/p voltage, re-power on to recover   |                               |
| Setup time               | 500ms at full load and 230VAC  | 500ms at full load and 230VAC |
| Withstand voltage        | I/P-O/P:3.75kVAC, I/P-FG:2kVAC, O/P-FG:1.5kVAC   |                               |
| Working temperature      | -40~+90°C (refer to "OUTPUT LOAD vs TEMPERATURE")  |                               |
| Safety standards         | UL8750, EN/AS/NZS61347-1,-2-13, EN62384, GB19510.1, GB19510.14, EAC TP TC 004; PSE J61347-1, J61347-2-13(HLG-185H-C only) approved |                               |
| EMC standards            | EN55015, EN61000-3-2 class C, EN61000-3-3, EN61000-4-2,3,4,5,6,8,11, EN61547, GB17743, GB17625.1, EAC TP TC 020                    |                               |
| Connection               | Please refer to page 64  |                               |
| Dimension (LxWxH)(mm)    | 228x 68x 38.8  | 244.2x 68x 38.8               |

**HLG-185H-C Series (200W)**

1-10VDC (AB/B-Type)

| Model No.         | Output          | Io Tol. | Io Ripple | Effi. |
|-------------------|-----------------|---------|-----------|-------|
| HLG-185H-C500(A)  | 200~400V, 500mA | ±5%     | 5% max.   | 94%   |
| HLG-185H-C700(A)  | 143~286V, 700mA | ±5%     | 5% max.   | 94%   |
| HLG-185H-C1050(A) | 95~190V, 1050mA | ±5%     | 5% max.   | 94%   |
| HLG-185H-C1400(A) | 71~143V, 1400mA | ±5%     | 5% max.   | 94%   |

○ = A, B, AB or D

**HLG-240H-C Series (250W)**

1-10VDC (AB/B-Type)

| Model No.         | Output           | Io Tol. | Io Ripple | Effi. |
|-------------------|------------------|---------|-----------|-------|
| HLG-240H-C700(A)  | 178~357V, 700mA  | ±5%     | 5% max.   | 93.5% |
| HLG-240H-C1050(A) | 119~238V, 1050mA | ±5%     | 5% max.   | 93.5% |
| HLG-240H-C1400(A) | 89~179V, 1400mA  | ±5%     | 5% max.   | 94%   |
| HLG-240H-C1750(A) | 71~143V, 1750mA  | ±5%     | 5% max.   | 94%   |
| HLG-240H-C2100(A) | 59~119V, 2100mA  | ±5%     | 5% max.   | 93.5% |

○ = A, B, AB or D2


\*MEAN WELL Smart timer dimming primarily provides the adaptive proportion dimming profile for the output constant current level.



# HLG-C series 320~480W

## Features

- Constant current mode
- Universal AC input (90 to 305VAC)/ Full range
- High efficiency up to 95%
- Type HL LED Driver for use in Class I, Division 2 hazardous location luminaires
- Suitable for dry, damp, and wet location
- Suitable for outdoor LED lighting applications
- Protections: Short circuit / Over voltage / Over temperature
- Environment-adaptive driving capability (HLG-480H-C)
- 7 years warranty
- Multiple models for choice:
  - A-Type:** IP65 rated. Io adjustable through built-in potentiometer
  - B-Type:** IP67 rated. 3 in 1 dimming function (0~10Vdc, 10V PWM signal and resistance)
  - AB-Type:** IP65 rated. Io adjustable through built-in potentiometer & 3 in 1 dimming function.
  - D2-Type (option):** IP67 rated. **Smart timer dimming function\***, contact MEAN WELL for details
  - DA-Type (option):** IP67 rated. **DALI control technology** (HLG-320H-C only)



|                          |   |   |
|--------------------------|---|---|
| AC input voltage range   | 90~305VAC; 127VDC~431VDC  |   |
| AC inrush current (max.) | Cold start, 70A at 230VAC   | Cold start, 35A at 230VAC                         |
| Current adjustment range | 50%~100% via potentiometer (A-Type only)  |   |
| Short circuit protection | Constant current limiting, auto-recovery  |   |
| Over voltage protection  | 105%~120%, Shut down o/p voltage, re-power on to recover  |   |
| Setup time               | 500ms at full load and 230VAC   |   |
| Withstand voltage        | I/P-O/P:3.75kVAC, I/P-FG:2kVAC, O/P-FG:1.5kVAC  |   |
| Working temperature      | -40~+85°C (refer to "OUTPUT LOAD vs TEMPERATURE")   | -40~+90°C (refer to "OUTPUT LOAD vs TEMPERATURE") |
| Safety standards         | UL8750, AS/NZS60950.1(HLG-480-C), IEC EN61347-1, EN61347-2-13, EN62384, GB19510.14, GB19510.1, EAC TP TC 004 approved |   |
| EMC standards            | EN55015, EN61000-3-2 class C, EN61000-3-3, EN61000-4-2,3,4,5,6,8,11, EN61547, GB17743, GB17625.1, EAC TP TC 020       |   |
| Connection               | Please refer to page 64   |   |
| Dimension (LxWxH)(mm)    | 252x 90x 43.8   | 262x 125x 43.8                                    |

### HLG-320H-C Series (320W)

| Model No.         | Output            | Io Tol. | Io Ripple | Effi. |
|-------------------|-------------------|---------|-----------|-------|
| HLG-320H-C700(A)  | 214~428V, 700mA   | ±5%     | 5% max.   | 94.0% |
| HLG-320H-C1050(A) | 152~305V, 1050mA  | ±5%     | 5% max.   | 94.0% |
| HLG-320H-C1400(A) | 114~229V, 1400mA  | ±5%     | 5% max.   | 94.0% |
| HLG-320H-C1750(A) | 91~183V, 1750mA   | ±5%     | 5% max.   | 94.0% |
| HLG-320H-C2100(A) | 76 ~ 152V, 2100mA | ±5%     | 5% max.   | 94.0% |
| HLG-320H-C2800(A) | 57~114V, 2800mA   | ±5%     | 5% max.   | 94.0% |
| HLG-320H-C3500(A) | 46~91V, 3500mA    | ±5%     | 5% max.   | 94.0% |

○ = A, B, AB, D2 or DA

### HLG-480H-C Series (480W)

| Model No.         | Output           | Io Tol. | Io Ripple | Effi. |
|-------------------|------------------|---------|-----------|-------|
| HLG-480H-C1400(A) | 171~341V, 1400mA | ±5%     | 5% max.   | 95.0% |
| HLG-480H-C1750(A) | 137~274V, 1750mA | ±5%     | 5% max.   | 95.0% |
| HLG-480H-C2100(A) | 114~229V, 2100mA | ±5%     | 5% max.   | 95.0% |
| HLG-480H-C2800(A) | 85~171V, 2800mA  | ±5%     | 5% max.   | 95.0% |
| HLG-480H-C3500(A) | 68~137V, 3500mA  | ±5%     | 5% max.   | 95.0% |

○ = A, B, AB or D2


\*MEAN WELL Smart timer dimming primarily provides the adaptive proportion dimming profile for the output constant current level.

# HVG series 65~100W

## Features

- Constant voltage+constant current modes
- 180~528VAC wide input range
- Class 2 power unit / Pass LPS
- Type HL LED Driver for use in Class I, Division 2 hazardous location luminaires (HVG-100)
- Suitable for dry, damp, and wet location
- Suitable for outdoor LED lighting applications
- Protections: Short circuit / Over current / Over voltage / Over temperature
- 5 years warranty

- Multiple models for choice:
  - A-Type:** IP65 rated. Io and Vo adjustable through built-in potentiometer
  - B-Type:** IP67 rated. 3 in 1 dimming function (0~10Vdc, 10V PWM signal and resistance)
  - AB-Type:** IP65 rated. Io and Vo(for HVG-100 only) adjustable through built-in potentiometer & 3 in 1 dimming function.
  - D-Type (option):** IP67 rated. Timer dimming function, contact MEAN WELL for details



|                           |  |   |  |
|---------------------------|--|---|--|
| AC input voltage range    | 180~528VAC (single phase); 254~747VDC  |   |  |
| AC inrush current (max.)  | Cold start, 25A at 480VAC  | Cold start, 25A at 480VAC                         |  |
| DC adjustment range       | ±10% rated output voltage (A-Type only)  |   |  |
| Current adjustment range  | 60%~100% via potentiometer (A-Type only)   | 55%~100% via potentiometer (A-Type only)          |  |
| Over current protection   | 95%~108% constant current limiting, auto-recovery  |   |  |
| Over voltage protection   | 110%~140% rated output voltage   |   |  |
| Setup, rise, hold up time | 400ms, 80ms, 16ms at full load and 347VAC/480VAC   | 500ms, 80ms, 30ms at full load and 347VAC/480VAC  |  |
| Withstand voltage         | I/P-O/P: 3.75kVAC, I/P-FG: 2kVAC, O/P-FG: 1.5kVAC  |   |  |
| Working temperature       | -40~+80°C (refer to "OUTPUT LOAD vs TEMPERATURE")  | -40~+90°C (refer to "OUTPUT LOAD vs TEMPERATURE") |  |
| Safety standards          | UL8750, CSA C22.2 No. 250.0-13, EAC TP TC 004 IP65 or IP67 approved  |   |  |
| EMC standards             | EN55015, EN61000-3-2 class C, EN61000-3-3, EN61000-4-2,3,4,5,6,8,11, EN61547, EAC TP TC 020, FCC part 15 subpart B |   |  |
| Connection                | Input  | UL rated, STW 18AWGx3C (30cm)                     |  |
|                           | Output   | A&D-Type  | SVT 18AWGx2C (30cm)                        |
|                           |  | B/AB-Type   | SVT 18AWGx2C (30cm)+UL2517 18AWGx2C (30cm) |
| Dimension (LxWxH)(mm)     | 189x 61.5x 36.8  | 236x 68x 38.8                                     |  |

## HVG-65 Series



| Model No.    | Output       | Tol.  | R&N   | Effi. |
|--------------|--------------|-------|-------|-------|
| HVG-65-12(A) | 12V, 0~5A    | ±2.0% | 120mV | 86.5% |
| HVG-65-15(A) | 15V, 0~4.3A  | ±2.0% | 150mV | 87.5% |
| HVG-65-20(A) | 20V, 0~3.25A | ±1.0% | 150mV | 88.5% |
| HVG-65-24(A) | 24V, 0~2.71A | ±1.0% | 150mV | 89.0% |
| HVG-65-30(A) | 30V, 0~2.17A | ±1.0% | 200mV | 89.0% |
| HVG-65-36(A) | 36V, 0~1.81A | ±1.0% | 200mV | 89.5% |
| HVG-65-42(A) | 42V, 0~1.55A | ±1.0% | 300mV | 89.5% |
| HVG-65-48(A) | 48V, 0~1.36A | ±1.0% | 300mV | 90.0% |
| HVG-65-54(A) | 54V, 0~1.21A | ±1.0% | 300mV | 90.0% |

○ = A, B, AB or D

## HVG-100 Series




| Model No.     | Output       | Tol.  | R&N   | Effi. |
|---------------|--------------|-------|-------|-------|
| HVG-100-15(A) | 15V, 0~5A    | ±2.0% | 150mV | 89.0% |
| HVG-100-20(A) | 20V, 0~4.8A  | ±1.0% | 150mV | 90.0% |
| HVG-100-24(A) | 24V, 0~4A    | ±1.0% | 150mV | 91.0% |
| HVG-100-30(A) | 30V, 0~3.2A  | ±1.0% | 200mV | 91.0% |
| HVG-100-36(A) | 36V, 0~2.65A | ±1.0% | 200mV | 90.5% |
| HVG-100-42(A) | 42V, 0~2.28A | ±1.0% | 200mV | 90.5% |
| HVG-100-48(A) | 48V, 0~2A    | ±1.0% | 200mV | 91.0% |
| HVG-100-54(A) | 54V, 0~1.77A | ±1.0% | 200mV | 91.0% |

○ = A, B, AB or D

# HVG series 150~240W

## Features

- Constant voltage+constant current modes
- 180~528VAC wide input range
- Type HL LED Driver for use in Class I, Division 2 hazardous location luminaires
- Suitable for dry, damp, and wet location
- Suitable for outdoor LED lighting applications
- Protections: Short circuit / Over current / Over voltage / Over temperature
- 5 years warranty
- Multiple models for choice:
  - A-Type:** IP65 rated. Io and Vo adjustable through built-in potentiometer
  - B-Type:** IP67 rated. 3 in 1 dimming function (0~10Vdc, 10V PWM signal and resistance)
  - AB-Type:** IP65 rated. Io and Vo adjustable through built-in potentiometer & 3 in 1 dimming function.
  - D-Type (option):** IP67 rated. Timer dimming function, contact MEAN WELL for details (HVG-150 only)
  - D2-Type (option):** IP67 rated. **Smart timer dimming function\*** (HVG-240 only)



|                             |  |   |
|-----------------------------|--|---|
| AC input voltage range      | 180~528VAC (single phase); 254~747VDC  |   |
| AC inrush current (max.)    | Cold start, 35A at 480VAC  | Cold start, 50A at 480VAC   |
| DC adjustment range         | ±10% rated output voltage (A-Type only)  | ±7% rated output voltage (A-Type only)  |
| Current adjustment range    | 55%~100% via potentiometer (A-Type only)   | 50%~100% via potentiometer (A-Type only)  |
| Over current protection     | 95%~108% constant current limiting, auto-recovery  |   |
| Over voltage protection     | 110%~140% rated output voltage   |   |
| Over temperature protection | Shut down and latch off o/p voltage, re-power on to recover  |   |
| Setup, rise, hold up time   | 500ms, 80ms, 18ms at full load and 347VAC/480VAC   | 500ms, 150ms, 12ms at full load and 347VAC/480VAC   |
| Withstand voltage           | I/P-O/P: 3.75kVAC, I/P-FG: 2kVAC, O/P-FG: 1.5kVAC  |   |
| Working temperature         | -40~+85°C (refer to "OUTPUT LOAD vs TEMPERATURE")  | -40~+90°C (refer to "OUTPUT LOAD vs TEMPERATURE")   |
| Safety standards            | UL8750, CSA C22.2 No. 250.0-08, EAC TP TC 004  |   |
| EMC standards               | EN55015, EN61000-3-2 class C, EAC TP TC 020, EN61000-3-3, EN61000-4-2,3,4,5,6,8,11, EN61547, FCC part 15 subpart B | FCC Part 15 subpart B, EAC TP TC 020, EN61000-4-2,3,4,5,6,8,11, EN61547                   |
| Connection                  | Input  | UL rated, STW 18AWGx3C (30cm)   |
|                             | Output   | A&D-Type: SJTW 14AWGx2C (30cm)<br>B/AB-Type: SJTW 14AWGx2C (30cm)+ UL2517 18AWGx2C (30cm) |
| Dimension (LxWxH)(mm)       | 245x 68x 38.8  | 254.2x 68x 38.8   |

## HVG-150 Series



| Model No.     | Output       | Tol.  | R&N   | Effi. |
|---------------|--------------|-------|-------|-------|
| HVG-150-12(A) | 12V, 0~10A   | ±2.5% | 150mV | 87.0% |
| HVG-150-15(A) | 15V, 0~10A   | ±2.0% | 150mV | 89.0% |
| HVG-150-20(A) | 20V, 0~7.5A  | ±1.0% | 150mV | 90.5% |
| HVG-150-24(A) | 24V, 0~6.25A | ±1.0% | 150mV | 91.0% |
| HVG-150-30(A) | 30V, 0~5A    | ±1.0% | 200mV | 91.0% |
| HVG-150-36(A) | 36V, 0~4.17A | ±1.0% | 200mV | 91.0% |
| HVG-150-42(A) | 42V, 0~3.58A | ±1.0% | 200mV | 91.0% |
| HVG-150-48(A) | 48V, 0~3.13A | ±1.0% | 200mV | 91.5% |
| HVG-150-54(A) | 54V, 0~2.78A | ±1.0% | 200mV | 91.5% |

○ = A, B, AB or D

## HVG-240 Series



| Model No.     | Output      | Tol. | R&N   | Effi. |
|---------------|-------------|------|-------|-------|
| HVG-240-24(A) | 24V, 0~10A  | ±1%  | 150mV | 92.5% |
| HVG-240-30(A) | 30V, 0~8A   | ±1%  | 200mV | 92.5% |
| HVG-240-36(A) | 36V, 0~6.7A | ±1%  | 250mV | 93%   |
| HVG-240-42(A) | 42V, 0~5.7A | ±1%  | 250mV | 93%   |
| HVG-240-48(A) | 48V, 0~5A   | ±1%  | 250mV | 92.5% |
| HVG-240-54(A) | 54V, 0~4.5A | ±1%  | 350mV | 93%   |

○ = A, B, AB or D2

\*MEAN WELL Smart timer dimming primarily provides the adaptive proportion dimming profile for the output constant current level.

# HVG series 320~480W

## Features

- Constant voltage+constant current modes
- 180~528VAC wide input range
- Type HL LED Driver for use in Class I, Division 2 hazardous location luminaires
- Suitable for dry, damp, and wet location
- Suitable for outdoor LED lighting applications
- Protections: Short circuit / Over current / Over voltage / Over temperature
- 5 years warranty

• Multiple models for choice:

**A-Type:** IP65 rated. Io and Vo adjustable through built-in potentiometer

**B-Type:** IP67 rated. 3 in 1 dimming function (0~10Vdc, 10V PWM signal and resistance)

**AB-Type:** IP65 rated. Io and Vo adjustable through built-in potentiometer & 3 in 1 dimming function.

**D2-Type (option):** IP67 rated. **Smart timer dimming function\***, contact MEAN WELL for details



|                             |   |   |   |
|-----------------------------|---|---|---|
| AC input voltage range      | 180~528VAC ; 254~747VDC   |   |   |
| AC inrush current (max.)    | Cold start 50A at 480VAC  | Cold start 40A at 480VAC                          |   |
| DC adjustment range         | -10%~+8% rated output voltage (A-Type only)                             | -15%~+5% rated output voltage                     |   |
| Current adjustment range    | 50%~100% via potentiometer (A-Type only)                                |   |   |
| Over current protection     | 95%~108% constant current limiting, auto-recovery                       |   |   |
| Over voltage protection     | 110%~140% shut down o/p voltage, re-power on to recover                 | 108%~125%   |   |
| Over temperature protection | Shut down and latch off o/p voltage, re-power on to recover             |   |   |
| Setup, rise, hold up time   | 500ms, 150ms, 15ms at full load and 347VAC/480VAC                       | 500ms, 100ms, 16ms at full load and 347VAC/480VAC |   |
| Withstand voltage           | I/P-O/P: 3.75KVAC, I/P-FG:2KVAC, O/P-FG:1.5KVAC                         |   |   |
| Working temperature         | -40~+85°C (refer to "OUTPUT LOAD vs TEMPERATURE")                       |   |   |
| Safety standards            | UL8750, CSA C22.2 No. 250.13-12, EAC TP TC 004                          |   |   |
| EMC standards               | FCC Part 15 Subpart B, EAC TP TC 020, EN61000-4-2,3,4,5,6,8,11, EN61547 | FCC Part 15 Subpart B, EAC TP TC 020              |   |
| Connection                  | Input   | UL rated, STW 18AWGx3C (30cm)                     |   |
|                             | Output  | A-Type  | SJTW 14AWGx2C (30cm)                          |
|                             |   | B/AB/D2-Type                                      | SJTW 14AWGx2C (30cm) + UL2517 22AWGx2C (30cm) |
| Dimension (LxWxH)(mm)       | 262x 90x 43.8   | 262x 125x 43.8                                    |   |

### HVG-320 Series

| Model No.      | Output       | Tol. | R&N   | Effi. |
|----------------|--------------|------|-------|-------|
| HVG-320-24 (A) | 24V, 0~13.4A | ±1%  | 150mV | 92.5% |
| HVG-320-30 (A) | 30V, 0~10.7A | ±1%  | 200mV | 93.0% |
| HVG-320-36 (A) | 36V, 0~8.9A  | ±1%  | 250mV | 93.5% |
| HVG-320-42 (A) | 42V, 0~7.6A  | ±1%  | 250mV | 93.5% |
| HVG-320-48 (A) | 48V, 0~6.7A  | ±1%  | 250mV | 94.0% |
| HVG-320-54 (A) | 54V, 0~6A    | ±1%  | 350mV | 94.0% |

### HVG-480 Series

| Model No.      | Output       | Tol. | R&N   | Effi. |
|----------------|--------------|------|-------|-------|
| HVG-480-24 (A) | 24V, 0~20A   | ±1%  | 200mV | 94.0% |
| HVG-480-30 (A) | 30V, 0~16A   | ±1%  | 200mV | 94.0% |
| HVG-480-36 (A) | 36V, 0~13.3A | ±1%  | 250mV | 94.5% |
| HVG-480-42 (A) | 42V, 0~11.4A | ±1%  | 250mV | 95.0% |
| HVG-480-48 (A) | 48V, 0~10A   | ±1%  | 250mV | 95.0% |
| HVG-480-54 (A) | 54V, 0~8.9A  | ±1%  | 350mV | 95.0% |

○ = A, B, AB or D2

○ = A, B, AB or D2

\*MEAN WELL Smart timer dimming primarily provides the adaptive proportion dimming profile for the output constant current level.




# HVGC series 65~150W

## Features

- Constant current mode
- 180~528VAC wide input range
- High efficiency up to 91%
- Type HL LED Driver for use in Class I, Division 2 hazardous location luminaires (HVGC-150)
- Suitable for dry, damp, and wet location
- Suitable for outdoor LED lighting applications
- Protections: Short circuit / Over voltage / Over temperature
- 5 years warranty

- Multiple models for choice:
  - A-Type:** IP65 rated. Io adjustable through built-in potentiometer
  - B-Type:** IP67 rated. 3 in 1 dimming function (0~10Vdc, 10V PWM signal and resistance)
  - AB-Type:** IP65 rated. Io adjustable through built-in potentiometer & 3 in 1 dimming function.
  - D-Type (option):** IP67 rated. Timer dimming function, contact MEAN WELL for details



|                          |   |                               |   |
|--------------------------|---|-------------------------------|---|
| AC input voltage range   | 180~528VAC (single phase); 254~747VDC   |                               |   |
| AC inrush current (max.) | Cold start, 25A at 480VAC   | Cold start, 35A at 480VAC     |   |
| Current adjustment range | 60%~100% via potentiometer (A-Type only)  |                               |   |
| Over voltage protection  | 105%~115% rated output voltage  |                               |   |
| Setup time               | 400ms at 347VAC/480VAC  | 500ms at 347VAC/480VAC        |   |
| Withstand voltage        | I/P-O/P: 3.75kVAC, I/P-FG: 2kVAC, O/P-FG: 1.5kVAC   |                               |   |
| Working temperature      | -40~+80°C (refer to "OUTPUT LOAD vs TEMPERATURE")   |                               |   |
| Safety standards         | HVGC-65: UL8750, ENEC EN61347-1, EN61347-2-13, EN62384, EAC TP TC 004 approved<br>HVGC-100/150: UL8750, TUV EN61347-1, EN61347-2-13, EAC TP TC 004 approved |                               |   |
| EMC standards            | EN55015, EN61000-3-2 class C, EN61000-3-3, EN61000-4-2,3,4,5,6,8,11, EN61547, FCC part 15 subpart B, EAC TP TC 020  |                               |   |
| Connection               | Input   | UL rated, STW 18AWGx3C (30cm) |   |
|                          | Output  | A&D-Type                      | SJTW 18AWGx2C (30cm)                        |
|                          |   | B/AB Type                     | SJTW 18AWGx2C (30cm)+UL2517 18AWGx2C (30cm) |
| Dimension (LxWxH)(mm)    | 189x 61.5x 36.8   | 236x 68x 38.8                 |   |

### HVGC-65 Series

| Model No.       | Output         | Io Tol. | Io Ripple | Effi. |
|-----------------|----------------|---------|-----------|-------|
| HVGC-65-350(A)  | 18~186V, 350mA | ±5%     | 5% max.   | 90.0% |
| HVGC-65-500(A)  | 13~130V, 500mA | ±5%     | 5% max.   | 90.5% |
| HVGC-65-700(A)  | 9~93V, 700mA   | ±5%     | 5% max.   | 90.5% |
| HVGC-65-1050(A) | 6~62V, 1050mA  | ±5%     | 5% max.   | 90.0% |

○ = A, B, AB or D

### HVGC-100 Series

| Model No.       | Output         | Io Tol. | Io Ripple | Effi. |
|-----------------|----------------|---------|-----------|-------|
| HVGC-100-350(A) | 29~285V, 350mA | ±5%     | 5% max.   | 91%   |
| HVGC-100-700(A) | 15~142V, 700mA | ±5%     | 5% max.   | 91%   |

○ = A, B, AB or D

### HVGC-150 Series

| Model No.        | Output          | Io Tol. | Io Ripple | Effi. |
|------------------|-----------------|---------|-----------|-------|
| HVGC-150-350(A)  | 42~428V, 350mA  | ±5%     | 5% max.   | 91%   |
| HVGC-150-500(A)  | 30~300V, 500mA  | ±5%     | 5% max.   | 91%   |
| HVGC-150-700(A)  | 21~215V, 700mA  | ±5%     | 5% max.   | 91%   |
| HVGC-150-1050(A) | 15~143V, 1050mA | ±5%     | 5% max.   | 90%   |
| HVGC-150-1400(A) | 12~107V, 1400mA | ±5%     | 5% max.   | 90%   |

○ = A, B, AB or D

# HVGC series 240~320W

## Features

- Constant current mode
- 180~528VAC wide input range
- High efficiency up to 93.5%
- Type HL LED Driver for use in Class I, Division 2 hazardous location luminaires
- Suitable for dry, damp, and wet location
- Suitable for outdoor LED lighting applications
- Protections: Short circuit / Over voltage / Over temperature
- 5 years warranty

- Multiple models for choice:
  - A-Type:** IP65 rated. Io adjustable through built-in potentiometer
  - B-Type:** IP67 rated. 3 in 1 dimming function (0~10Vdc, 10V PWM signal and resistance)
  - AB-Type:** IP65 rated. Io adjustable through built-in potentiometer & 3 in 1 dimming function.
  - D2-Type (option):** IP67 rated. **Smart timer dimming function\***, contact MEAN WELL for details



|                          |   |                               |   |
|--------------------------|---|-------------------------------|---|
| AC input voltage range   | 180~528VAC ; 254~747VDC   |                               |   |
| AC inrush current (max.) | Cold start, 50A at 480VAC   |                               |   |
| Current adjustment range | 50%~100% via potentiometer (A-Type only)  |                               |   |
| Over voltage protection  | 105%~110% shut down o/p voltage, re-power on to recover   |                               |   |
| Setup time               | 500ms at 347VAC/480VAC  |                               |   |
| Withstand voltage        | I/P-O/P:3.75KVAC, I/P-FG:2KVAC, O/P-FG:1.5KVAC  |                               |   |
| Working temperature      | -40~+90°C (refer to "OUTPUT LOAD vs TEMPERATURE")   |                               |   |
| Safety standards         | UL8750 (type"HL"), EAC TP TC 004 approved, IEC/EN61347-1, IEC/EN61347-2-13  |                               |   |
| EMC standards            | FCC Part 15 subpart B, EN55015, EN61000-3-2(@load≥50%), EN61000-3-3, EN61000-4-2,3,4,5,6,8,11, EN61547, EAC TP TC 020 |                               |   |
| Connection               | Input   | UL rated, STW 18AWGx3C (30cm) |   |
|                          | Output  | A-Type                        | STW 18AWGx2C (30cm)      SJTW 14AWGx2C (30cm)   |
|                          |   | B/AB/D2-Type                  | STW 18AWGx2C (30cm) +<br>UL2517 22AWGx2C (30cm)      SJTW 14AWGx2C (30cm) +<br>UL2517 22AWGx2C (30cm) |
| Dimension (LxWxH)(mm)    | 254.2x 68x 38.8   |                               | 262x 90x 43.8   |

### HVGC-240 Series

| Model No.         | Output               | Io Tol. | Io Ripple | Effi. |
|-------------------|----------------------|---------|-----------|-------|
| HVGC-240-700 (A)  | 171.4~342.8V, 700mA  | ±5%     | 5% max.   | 93.5% |
| HVGC-240-1050 (A) | 114.3~228.6V, 1050mA | ±5%     | 5% max.   | 93.0% |
| HVGC-240-1400 (A) | 85.7~171.4V, 1400mA  | ±5%     | 5% max.   | 93.0% |
| HVGC-240-1750 (A) | 68.5~137.1V, 1750mA  | ±5%     | 5% max.   | 93.0% |
| HVGC-240-2100 (A) | 57.2~114.3V, 2100mA  | ±5%     | 5% max.   | 92.5% |
| HVGC-240-2800 (A) | 42.9~85.7V, 2800mA   | ±5%     | 5% max.   | 92.5% |
| HVGC-240-3500 (A) | 34.3~68.6V, 3500mA   | ±5%     | 5% max.   | 92.5% |

### HVGC-320 Series

| Model No.         | Output               | Io Tol. | Io Ripple | Effi. |
|-------------------|----------------------|---------|-----------|-------|
| HVGC-320-700 (A)  | 214~428V, 700mA      | ±5%     | 5% max.   | 93.5% |
| HVGC-320-1050 (A) | 152.4~304.8V, 1050mA | ±5%     | 5% max.   | 93.5% |
| HVGC-320-1400 (A) | 114.3~228.6V, 1400mA | ±5%     | 5% max.   | 93.5% |
| HVGC-320-1750 (A) | 91.4~182.8V, 1750mA  | ±5%     | 5% max.   | 93.5% |
| HVGC-320-2100 (A) | 76.2~152.4V, 2100mA  | ±5%     | 5% max.   | 93.5% |
| HVGC-320-2800 (A) | 57~114.3V, 2800mA    | ±5%     | 5% max.   | 93.5% |
| HVGC-320-3500 (A) | 45.7~91.4V, 3500mA   | ±5%     | 5% max.   | 93%   |

○ = A, B, AB or D2

○ = A, B, AB or D2

\*MEAN WELL Smart timer dimming primarily provides the adaptive proportion dimming profile for the output constant current level.

# HVGC series 480~650W

## Features

- Constant power mode
- 180~528VAC wide input range
- High efficiency up to 95.5%
- Type HL LED Driver for use in Class I, Division 2 hazardous location luminaires
- Suitable for dry, damp, and wet location
- Suitable for outdoor LED lighting applications
- Protections: Short circuit / Over voltage / Over temperature
- With auxiliary DC output power (optional for HVGC-650)
- 5 years warranty

• Multiple models for choice:

**Blank-Type(option):** IP67 rated. Io and Vo fixed. (For harsh environment) (HVGC-480 only)

**AB-Type:** IP67 rated. Standard constant power output with 3 in 1 dimming function (0~10Vdc, 10V PWM signal and resistance) and built-in potentiometer

**D2-Type (option):** IP67 rated. Built-in Smart timer dimming and programmable function

**DA-Type (option):** IP67 rated. DALI control technology

| HVGC-480                              |                                      | HVGC-650   |  |
|---------------------------------------|--------------------------------------|--|--|
| <b>INPUT</b>                          | ACL<br>ACN<br>FG                     | <br> |  |
| <b>OUTPUT</b><br>(Non-Dimming Models) | Vo-<br>Vo+                           |  |  |
| <b>OUTPUT</b><br>(Dimming Models)     | DIM+/-DA+<br>DIM-/-DA-<br>Vo-<br>Vo+ |  |  |

|                             |   |  |
|-----------------------------|---|--|
| AC input voltage range      | 180~528VAC ; 254~747VDC   |  |
| AC inrush current (max.)    | Cold start, 40A at 480VAC   |  |
| Current adjustment range    | 50%~100% via potentiometer (A-Type only)                                |  |
| Over voltage protection     | 105%~110% shut down o/p voltage, re-power on to recover                 |  |
| Setup time                  | 500ms at 347VAC/480VAC  |  |
| Withstand voltage           | I/P-O/P:3.75KVAC I/P-FG:2KVAC<br>O/P-FG:1.5KVAC                         | I/P-O/P:4.2KVAC I/P-FG:2.1KVAC<br>O/P-FG:1.5KVAC |
| Working temperature (Tcase) | -40~+90°C (refer to "OUTPUT LOAD vs TEMPERATURE")                       |  |
| Safety standards            | UL8750, CSA C22.2 No. 250.13-12, IP65 or IP67, EAC TP TC 004 approved   |  |
| EMC standards               | FCC Part 15 subpart B, EN61000-4-2,3,4,5,6,8,11, EN61547, EAC TP TC 020 |  |
| Connection                  | Please refer to page 64   |  |
| Dimension (LxWxH)(mm)       | 262x 125x 43.8  | 280x 144x 48.5                                   |

## HVGC-480 Series

| Model No.                               | Output            | Io Tol. | Io Ripple | Effi. |
|---|-------------------|---------|-----------|-------|
| HVGC-480-L- <input type="checkbox"/> AB | 137~343V, 1750mA  | ±5%     | 5% max.   | 94.5% |
| HVGC-480-M- <input type="checkbox"/> AB | 92~228.5V, 2625mA | ±5%     | 5% max.   | 94.5% |
| HVGC-480-H- <input type="checkbox"/> AB | 68~171.5V, 3500mA | ±5%     | 5% max.   | 94.5% |

## HVGC-650 Series

| Model No.   | Output          | Io Tol. | Io Ripple | Effi. |
|---|-----------------|---------|-----------|-------|
| HVGC-650- <input type="checkbox"/> L- <input type="checkbox"/> AB | 93~232V, 2800mA | ±5%     | 5% max.   | 95%   |
| HVGC-650- <input type="checkbox"/> M- <input type="checkbox"/> AB | 62~155V, 4200mA | ±5%     | 5% max.   | 95%   |
| HVGC-650- <input type="checkbox"/> H- <input type="checkbox"/> AB | 47~116V, 5600mA | ±5%     | 5% max.   | 95%   |
| HVGC-650- <input type="checkbox"/> U- <input type="checkbox"/> AB | 24~58V, 11200mA | ±5%     | 5% max.   | 95.5% |

= AB, blank, D2 or DA

= Blank, A ;

Blank: without auxiliary function, A: with auxiliary DC output power


= AB, D2 or DA

\*MEAN WELL Smart timer dimming primarily provides the adaptive proportion dimming profile for the output constant current level.

# HVGC series 1000W

## Features

- Constant power mode output
- Wide input range 180~528VAC with active PFC
- Metal housing with Class I design
- Surge protection with 8KV/4KV
- Suitable for outdoor LED lighting applications
- Auxiliary DC output available
- 5 years warranty
- Multiple models for choice:
  - AB-Type:** IP67 rated. Standard constant power output with 3 in 1 dimming function (0~10Vdc, 10V PWM signal and resistance) and built-in potentiometer
  - D2-Type (option):** IP67 rated. Built-in Smart timer dimming and programmable function
  - DA-Type (option):** IP67 rated. DALI 2.0 control technology
- Protections: Short circuit / Over voltage / Over temperature



|                             |  |
|-----------------------------|--|
| AC input voltage range      | 180~528VAC; 254~747VDC   |
| AC inrush current (max.)    | Cold start 40A at 480VAC   |
| Current adjustment range    | 50%~100% via potentiometer (AB-Type only)  |
| Over voltage protection     | 105%~110% shut down o/p voltage, re-power on to recover  |
| Setup time                  | 500ms/230VAC, 347VAC, 480VAC   |
| Withstand voltage           | I/P-O/P:4.2KVAC I/P-FG:2.1KVAC O/P-FG:1.5KVAC  |
| Working temperature (Tcase) | -40~+90°C (refer to "OUTPUT LOAD vs TEMPERATURE")  |
| Safety standards            | UL8750 (type"HL"), CSA C22.2 No. 250.13-14, ENEC EN61347-1, EN61347-2-13 independent, EN62384, EAC TP TC 004 ,IP67, approved |
| EMC standards               | FCC Part 15 class B,EN55015, EN61000-3-2 Class C (@ load≥50%); EN61000-3-3, EN61000-4-2,3,4,5,6,8,11, EAC TP TC 020, EN61547 |
| Connection                  | Please refer to page 64  |
| Dimension (LxWxH)(mm)       | 310x 144x 48.5   |

## HVGC-1000 Series



| Model No.                                 | Output                | Io Tol. | Io Ripple | Effi. |
|---|-----------------------|---------|-----------|-------|
| HVGC-1000○-L- <input type="checkbox"/> AB | 150~380V, 1315~3280mA | ±5%     | 3% max.   | 95%   |
| HVGC-1000○-M- <input type="checkbox"/> AB | 95~240V, 2100~5250mA  | ±5%     | 3% max.   | 96%   |
| HVGC-1000○-H- <input type="checkbox"/> AB | 70~180V, 2800~7000mA  | ±5%     | 3% max.   | 95%   |

○ = Blank, A  
 Blank: without auxiliary function, A: with auxiliary DC output power  
 = AB, D2 or DA2


\*MEAN WELL Smart timer dimming primarily provides the adaptive proportion dimming profile for the output constant current level.



# FDL&FDHC series 65~100W

## Features

- Constant current mode output (FDL-65)
- Constant power mode output (FDLC-80/100, FDHC-100)
- IP65 design (FDL-65)
- IP67 design (FDLC-80/100, FDHC-100)
- Output current adjustable via potentiometer
- Full power at 70~100% max. current (FDLC-80/100, FDHC-100)
- No load power consumption < 0.5W
- Suitable for LED flood light
- Protections: Short circuit / Over voltage / Over temperature (FDL-65)
- Short circuit / Over temperature (FDLC-80/100, FDHC-100)
- 3 years warranty



|                               |  |   |   |   |
|-------------------------------|--|---|---|---|
| AC input voltage range        | 180~295VAC; 254~417VDC   |   |   |   |
| Input over voltage protection | ---  | ---   | ---   | 305 ~ 315VAC (Shut down output voltage when the input voltage exceeds protection voltage) |
| Over temp. protection         | Hiccup mode, auto-recovery after fault condition is removed  |   | Shut down output voltage, recovers automatically after fault condition is removed |   |
| Withstand voltage             | I/P-O/P:3.75KVAC, I/P-FG:2KVAC, O/P-FG:1.5KVAC   |   |   |   |
| Working Temperature           | -40~+90°C  | -30~+90°C (refer to "OUTPUT LOAD vs TEMPERATURE" section) |   |   |
| Safety Standards              | EN61347-1, EN61347-2-13, EN62384 (except for FDL-65), GB19510.1 (except for FDHC-100), GB19510.14 (except for FDHC-100), EAC TP TC 004 (except for FDHC-100), IP67 (FDL-65 approved IP65) approved |   |   |   |
| EMC Standards                 | EN55015, EN61000-3-2 Class C, EN61000-3-3, EN61547, GB17743 (except for FDHC-100), GB17625.1 (except for FDHC-100), EAC TP TC 020 (except for FDHC-100), EN61000-4-2, 3, 4, 5, 6, 8, 11            |   |   |   |
| Connection                    | Input  | H05RN 1.0mm <sup>2</sup> *2C                              | H05RN 1.0mm <sup>2</sup> *3C  |   |
|                               | Output   | H05RN 1.0mm <sup>2</sup> *2C                              |   |   |
| Dimension (LxWxH)(mm)         | 151x 53x 31.5  |   | 180x 53x 33   |   |

### FDL-65 Series



| Model No.   | Output   | Io         | Tol. | Effi. |
|-------------|----------|------------|------|-------|
| FDL-65-1550 | 25.2~42V | 770~1550mA | ±5%  | 90%   |
| FDL-65-1800 | 21.6~36V | 900~1800mA | ±5%  | 90%   |

### FDLC-100 Series



| Model No. | Output              | Tol. | Effi. |
|-----------|---------------------|------|-------|
| FDLC-100  | 30~54V, 1300~3000mA | ±5%  | 90%   |

### FDLC-80 Series



| Model No. | Output              | Tol. | Effi. |
|-----------|---------------------|------|-------|
| FDLC-80   | 30~54V, 1000~2100mA | ±5%  | 90%   |

### FDHC-100 Series



| Model No. | Output              | Tol. | Effi. |
|-----------|---------------------|------|-------|
| FDHC-100L | 96~142V, 490~1050mA | ±5%  | 90%   |
| FDHC-100H | 30~54V, 1300~3000mA | ±5%  | 90%   |

IS 15885(part 2/ sec.13)  
R-41027766

# Globally Certified Cable Adoption for HLG/HVGC

## HLG-40H/60H/80H/100H/120H Series

|            |        |   |
|------------|--------|---|
| Connection | Input  | SJOW 17AWG & H05RN-F 1.0mm <sup>2</sup> x3C (30cm)  |
|            | Output | A/D/Blank-Type: SJOW 17AWG & H05RN-F 1.0 mm <sup>2</sup> x2C (30cm);<br>B/AB-Type: SJOW 17AWG & H05RN-F 1.0 mm <sup>2</sup> x2C (30cm) + SJOW 17AWG & H05RN-F 1.0mm <sup>2</sup> x2C (30cm) |

## HLG-150H/185H/240H Series

|            |        |  |
|------------|--------|--|
| Connection | Input  | SJOW 17AWG & H05RN-F 1.0mm <sup>2</sup> x3C (30cm); Terminal block for HLG-240H C-Type   |
|            | Output | <ul style="list-style-type: none"> <li>A/D/Blank-Type: SJOW 14AWGx2C (30cm) for 150H-12V, 185H-12~15V, 240H-12V~20V; SJOW 17AWG &amp; H05RN-F1.0mm<sup>2</sup>x2C (30cm) for others</li> <li>B/AB-Type: SJOW 14AWGx2C (30cm) + SJOW 17AWG &amp; H05RN-F1.0mm<sup>2</sup>x2C (30cm) for 150H 12V, 185H-12~15V, 240H-12V~20V; SJOW 17AWG &amp; H05RN-F1.0mm<sup>2</sup>x2C (30cm) + SJOW 17AWG&amp; H05RN-F1.0mm<sup>2</sup>x2C (30cm) for others</li> <li>C-Type: Terminal block for HLG-240H C-Type</li> </ul> |

## HLG-320H Series

|            |        |   |
|------------|--------|---|
| Connection | Input  | <ul style="list-style-type: none"> <li>A/B/D/Blank-Type: SJOW 17AWG &amp; H05RN-F 1.0mm<sup>2</sup> x3C (30cm)</li> <li>C-Type: Terminal block</li> </ul>   |
|            | Output | <ul style="list-style-type: none"> <li>A/D/Blank-Type: SJOW 14AWGx2C (30cm) for 12V~30V; SJOW 17AWG &amp; H05RN-F1.0mm<sup>2</sup>x2C (30cm) for others</li> <li>B/AB-Type: SJOW 14AWGx2C (30cm) + SJOW 17AWG &amp; H05RN-F1.0mm<sup>2</sup>x2C (30cm) for 12V~30V; SJOW 17AWG &amp; H05RN-F1.0mm<sup>2</sup>x2C (30cm) + SJOW 17AWG &amp; H05RN-F1.0mm<sup>2</sup>x2C (30cm) for others</li> <li>C-Type: Terminal block</li> </ul> |

## HLG-480H Series

|            |        |  |
|------------|--------|--|
| Connection | Input  | A/B/D2/Blank-Type: SJOW 17AWGx3C & H05RN-F 3G 1.0mm <sup>2</sup>   |
|            | Output | <ul style="list-style-type: none"> <li>A/Blank-Type: SJOW 17AWGx2C &amp; H05RN-F1.0mm<sup>2</sup> (30cm) + SJOW 17AWGx2C &amp; H05RN-F2x1.0mm<sup>2</sup> (30cm) for 24~42V; SJOW 17AWGx2C &amp; H05RN-F1.0mm<sup>2</sup> (30cm) for others</li> <li>B/AB/D2-Type: SJOW 17AWGx2C &amp; H05RN-F1.0mm<sup>2</sup> (30cm) + SJOW 17AWGx2C &amp; H05RN-F2x1.0mm<sup>2</sup> (30cm) + SJOW 17AWGx2C &amp; H05RN-F1.0mm<sup>2</sup> (33cm) for 24V~42V SJOW 17AWGx2C &amp; H05RN-F1.0mm<sup>2</sup> (30cm) + SJOW 17AWGx2C &amp; H05RN-F2x1.0mm<sup>2</sup> (33cm) for others</li> </ul> |

## HLG-600H Series

|            |        |  |
|------------|--------|--|
| Connection | Input  | SJTW 17AWGx3C (30cm)   |
|            | Output | A-Type: SJTW 14AWGx2C (30cm) + SJTW 14AWGx2C (30cm) + UL2517 22AWGx3C(30cm)<br>B/AB-Type: SJTW 14AWGx2C (30cm) + SJTW 14AWGx2C (30cm) + UL2517 22AWGx3C(30cm) + UL2517 18AWGx2C (30cm) |

## HLG-60H/80H/120H-C Series

|            |        | HLG-60H/80H-C   | HLG-120H-C  |
|------------|--------|---|---|
| Connection | Input  | SJOW 17AWG & H05RN-F 1.0mm <sup>2</sup> x3C(30cm)   |   |
|            | Output | A&D-Type: SJOW 17AWG & H05RN-F 1.0mm <sup>2</sup> x2C(30cm)<br>B/AB-Type: SJOW 17AWG & H05RN-F 1.0mm <sup>2</sup> x2C(30cm) | A&D-Type: SOOW 17AWG & H07RN-F 1.0mm <sup>2</sup> (30cm) for HLG-120H-C350; SJOW 17AWG & H07RN-F 1.0mm <sup>2</sup> (30cm) for others<br>B-Type: SJOW 17AWG & H07RN-F 1.0mm <sup>2</sup> x2C(30cm) + SOOW 17AWG & H07RN-F 1.0mm <sup>2</sup> (30cm) for HLG-120H-C350; SJOW 17AWG & H07RN-F 1.0mm <sup>2</sup> x2C (30cm) + SJOW 17AWG & H07RN-F 1.0mm <sup>2</sup> x2C (30cm) for others |

## HLG-185H/240H-C Series

|            |        | HLG-185H-C   | HLG-240H-C  |
|------------|--------|--|---|
| Connection | Input  | SJOW 17AWG & H05RN-F1.0mm <sup>2</sup> x3C (30cm)  |   |
|            | Output | ★A/D-Type: SJOW 17AWG & H05RN-F1.0mm <sup>2</sup> x2C (30cm)<br>★B/AB-Type: SJOW 17AWG & H05RN-F1.0mm <sup>2</sup> x2C (30cm)+ SJOW 17AWG & H05RN-F1.0mm <sup>2</sup> x2C (30cm) | A-Type: SJOW 17AWG & H05RN-F1.0mm <sup>2</sup> x2C (30cm)<br>B/AB/D2-Type: SJOW 17AWG & H05RN-F1.0mm <sup>2</sup> x2C (30cm)+ SJOW 17AWG & H05RN-F1.0mm <sup>2</sup> x2C (30cm) |

★ For the output cable of HLG-185H-C500 & C700 and HLG-240H-C700, please refer to the specification.

## HLG-320H/480H-C Series

|            |        | HLG-320H-C   | HLG-480H-C  |
|------------|--------|--|---|
| Connection | Input  | SJOW 17AWG & H05RN-F1.0mm <sup>2</sup> x3C (30cm)  |   |
|            | Output | ★A-Type: SJOW 17AWG & H05RN-F1.0mm <sup>2</sup> x2C (30cm)<br>★B/AB/DA/D2-Type: SJOW 17AWG & H05RN-F1.0mm <sup>2</sup> x2C (30cm)+ SJOW 17AWG & H05RN-F1.0mm <sup>2</sup> x2C (30cm) | A-Type: SOOW 17AWG & H07RN-F 2x1.0mm <sup>2</sup> (30cm)<br>B/AB/D2-Type: SOOW 17AWG & H07RN-F 2x1.0mm <sup>2</sup> (30cm)+ SOOW 17AWG & H07RN-F2x1.0mm <sup>2</sup> (30cm) |

★ For the output cable of HLG-320H-C700 & C1050 and HLG-480H-C1400 & C1750, please refer to the specification.

## HVGC-480 Series

|            |        |   |
|------------|--------|---|
| Connection | Input  | AB-Type: SOOW 17AWGx3C & H07RN-F 3x1.0mm <sup>2</sup> (30cm)  |
|            | Output | AB/D2/DA-Type: SOOW 17AWGx2C & H07RN-F 2x 1.0mm <sup>2</sup> (30cm)+SJOW 17AWGx2C & H07RN-F 2x1.0mm <sup>2</sup> (30cm)<br>Blank-Type: SOOW 17AWGx2C & H07RN-F 2x 1.0mm <sup>2</sup> (30cm) |

## HVGC-650/1000 Series

|            |        | HVGC-650  | HVGC-1000   |
|------------|--------|---|---|
| Connection | Input  | SOOW 17AWGx3C & H07RN-F 2x1.0mm <sup>2</sup> (30cm) | SOOW 17AWGx3C & H07RN-F 2x1.0mm <sup>2</sup> (30cm) |
|            | Output | SJOW 17AWGx4C & H05RN-F 2x1.0mm <sup>2</sup> (30cm) | SOOW 17AWGx2C & H07RN-F 2x1.0mm <sup>2</sup> (30cm) |
|            | DIM    | SJOW 17AWGx2C & H05RN-F 2x1.0mm <sup>2</sup> (30cm) | SJOW 17AWGx2C & H05RN-F 2x1.0mm <sup>2</sup> (35cm) |
|            | AUX    | SJOW 17AWGx2C & H05RN-F 2x1.0mm <sup>2</sup> (30cm) | SJOW 17AWGx2C & H05RN-F 2x1.0mm <sup>2</sup> (35cm) |

# Metal Case

with PFC

66 XBG Series (100~240W)

67 HBG Series (60~240W)

69 HBGC Series (300W)

No PFC

70 ERP Series (200~350W)

70 ERPF Series (400W)



The common application of bay lighting and flood light are in warehouses or stadiums. Conventional bay lights are operated with mercury bulbs or MHL multi-metal bulbs, so there are concerns on power consumption and pre-heating before turn-on. To tackle such application in the market, MEAN WELL specifically develops circular shape patent design (Patent No.: CN201220314551) LED driver, HBG-60/100/160/200/240 and 300W series. In addition, 0-10V or DALI dimming functions are provided for smart lighting control. Other outdoor power supplies such as XLG/ELG(C)/HLG(C)/HVG(C) series can also be used in the bay light and flood light fixtures. MEAN WELL is not only the leader in (UFO) bay lighting design, but makes LED bay lighting utilization much more convenient.

The new highlight of this year is the new XBG-100/160/240 series (100/160/240W), which adopts the constant power mode design, offering more flexibility for pairing with various luminaires.

## Application

### XBG/HBG Series



### ERP Series





# XBG series 100~240W

## Features

- Full power output at 70~100% constant power mode operation
  - Wide input range 90 ~ 305VAC with active PFC function
  - Patented metal housing design with IP67 (Patent NO:CN 201220314551)
  - AC input cable with connector for flexible application
  - Protections: Short circuit / Over voltage / Over temp.
  - 5 years warranty
- Multiple models for choice
  - A-Type:** IP67 rated. constant power adjustable via built-in potentiometer
  - AB-Type:** IP67 rated. constant power adjustable via built-in potentiometer & 3 in 1 dimming function (0~10Vdc, 10V PWM signal and resistance)

|                                       | XBG-100 | XBG-160 | XBG-240 |
|---------------------------------------|---------|---------|---------|
| <b>INPUT</b><br>(AC with connector)   |         |         |         |
| <b>INPUT</b><br>(Fixed cable)         |         |         |         |
| <b>OUTPUT</b><br>(Non-Dimming Models) |         |         |         |
| <b>OUTPUT</b><br>(Dimming Models)     |         |         |         |

|                          |  |  |                                |
|--------------------------|--|--|--------------------------------|
| AC input voltage range   | 90~305VAC  |  |                                |
| AC inrush current (max.) | Cold start, 50A at 230VAC  |  | Cold start, 75A at 230VAC      |
| Setup time               | 500ms/230VAC,<br>1200ms/115VAC   | 500ms/230VAC,<br>2000ms/115VAC   | 500ms/230VAC,<br>1200ms/115VAC |
| Withstand voltage        | I/P-O/P: 3.75kVAC, I/P-FG: 2kVAC, O/P-FG: 1.5kVAC  |  |                                |
| Working temperature      | -40~+90°C (refer to "OUTPUT LOAD vs TEMPERATURE")  |  |                                |
| Safety standards         | UL8750(type"HL"), CSA C22.2 No. 250.13-12; ENEC EN61347-1, EN61347-2-13 independent, EN62384;GB19510.1,GB19510.14; IP67 approved |  |                                |
| EMC standards            | EN55015, EN61000-3-2 Class C, EN61000-3-3, EN61000-4-2,3,4,5,6,8,11; EN61547, GB17743, GB17625.1, EAC TP TC 020                  |  |                                |
| Connection               | Input  | SJOW 17AWGx3C & H05RN-F 3x 1.0mm <sup>2</sup> (30cm)   |                                |
|                          | Output   | A & A-C Type: SJTW 18AWGx2C (20cm)<br>AB & AB-C Type: SJTW 18AWGx2C (20cm) +UL2517 22AWGx2C (30cm) |                                |
| Dimension (DxH)(mm)      | φ130x 56   | φ151.5x 60   | φ191x 63                       |

### XBG-100 Series



| Model No.   | Output             | Io Tol. | Io Ripple  | Effi. |
|-------------|--------------------|---------|------------|-------|
| XBG-100-□-○ | 27~56V, 875~2780mA | ±5%     | 3.0% (max) | 92%   |

### XBG-160 Series



| Model No.   | Output              | Io Tol. | Io Ripple  | Effi. |
|-------------|---------------------|---------|------------|-------|
| XBG-160-□-○ | 34~56V, 1425~4100mA | ±5%     | 5.0% (max) | 93%   |

### XBG-240 Series



| Model No.   | Output              | Io Tol. | Io Ripple  | Effi. |
|-------------|---------------------|---------|------------|-------|
| XBG-240-□-○ | 30~60V, 2850~5700mA | ±5%     | 4.0% (max) | 93%   |

□ = A, AB  
○ = Blank, C; Blank: AC input with fixed cable, C: AC input with connector

### AC input with connector Pin No: Assignment

| Pin No. | Assignment | Drawing |
|---------|------------|---------|
| 1       | AC/L       |         |
| 2       | AC/N       |         |
| 3       | FG ±       |         |

### AC input cable (Additional cost)

| Item  | Order part NO.       | Remark     |
|-------|----------------------|------------|
| 100cm | F61-XBG-AC-CABLE-100 | In stock   |
| 200cm | F61-XBG-AC-CABLE-200 | By request |
| 300cm | F61-XBG-AC-CABLE-300 | By request |

\* 100cm without MOQ, others with MOQ.



# HBC series 60~160W

## Features

- Constant current mode (HBC-60/100)
- Constant voltage+constant current modes (HBC-160)
- Universal AC input 90 to 305VAC
- Patented metal housing design for HBC-100/160 (Patent No.: CN201220314551)
- Fully isolated plastic case (HBC-60)
- Type HL LED Driver for use in Class I, Division 2 hazardous location luminaires (HBC-100/160)
- Isolation class II/2, no F.G. (HBC-60)
- Suitable for dry, damp, and wet location
- Protections: Short circuit / Over current / Over voltage / Over temp. (Short circuit / Over temp. for HBC-60)

- Multiple models for HBC-100/160
- **Blank-Type:** IP67 rated. Cable for I/O connection (For harsh environment)
- **A-Type:** IP65 rated. Constant current level can be adjusted through internal potentiometer
- **B-Type:** IP67 rated and built-in 3 in 1 dimming function (1~10VDC, PWM signal, or resistance)
- **AB-Type:** IP65 rated. Constant current level can be adjusted through internal potentiometer, 3 in 1 dimming function
- **DA-Type:** IP67 rated. DALI control technology
- 5 years warranty

| INPUT (HBC-60)              |        | ACL<br>ACN                 | HBC-60  |  | HBC-100<br>HBC-100(DA)                            |   | HBC-160<br>HBC-160(DA)  |  |
|-----------------------------|--------|----------------------------|---|--|---|---|---|--|
| INPUT (HBC-100/160/240)     |        | ACL<br>ACN<br>FG           |   |  |   |   |   |  |
| OUTPUT (Non-Dimming Models) |        | Vo-<br>Vo+                 |   |  |   |   |   |  |
| OUTPUT (Dimming Models)     |        | DIM+<br>DIM-<br>Vo-<br>Vo+ |   |  |   |   |   |  |
| AC input voltage range      |        |                            | 90~295VAC ; 127~417VDC  |  | 90~305VAC ; 127~431VDC                            |   |   |  |
| AC inrush current (max.)    |        |                            | Cold start, 45A at 230VAC   |  | Cold start, 60A at 230VAC                         |   | Cold start, 65A at 230VAC   |  |
| Setup, rise, hold up time   |        |                            | 500ms at 230VAC for setup time  |  | 500ms, 80ms, 12ms at full load and 230VAC         |   | 500ms, 200ms, 12ms at full load and 230VAC  |  |
| Withstand voltage           |        |                            | I/P-O/P: 3.75kVAC   |  | I/P-O/P: 3.75kVAC, I/P-FG: 2kVAC, O/P-FG: 1.5kVAC |   |   |  |
| Working temperature         |        |                            | -40~+85°C (refer to "OUTPUT LOAD vs TEMPERATURE")   |  |   |   |   |  |
| Safety standards            |        |                            | UL8750, ENEC EN61347-1, EN61347-2-13, EN62384, GB19510.14, GB19510.1, EAC TP TC 004 approved                    |  |   |   | UL8750, TUV EN61347-1, EN61347-2-13, GB19510.14, GB19510.1, EAC TP TC 004 approved; Design refer to TUV EN62368 |  |
| EMC standards               |        |                            | EN55015, EN61000-3-2 Class C, EN61000-3-3, EN61000-4-2,3,4,5,6,8,11; EN61547, GB17743, GB17625.1, EAC TP TC 020 |  |   |   |   |  |
| Connection                  | Input  | SJTW 18AWGx2C (30cm)       |   | SJTW 18AWGx3C (30cm)   |   |   |   |  |
|                             | Output | SVT 18AWGx2C (20cm)        |   | A & Blank Type:<br>SJTW 18AWGx2C (20cm)<br>B Type:<br>SJTW 18AWGx2C (20cm) +<br>UL2517 22AWGx2C (30cm) |   | A & Blank Type:<br>SJTW 18AWGx2C (20cm)<br>B Type:<br>SJTW 18AWGx2C (20cm) +<br>SVT 18AWGx2C (30cm) |   |  |
| Dimension (DxH)(mm)         |        |                            | φ110x 60.5  |  | φ130x 66.5  |   | φ151.68x 66.5   |  |

## HBC-60 Series (C.C. mode)

| Model No.   | Output         | Io Tol. | Effi. |
|-------------|----------------|---------|-------|
| HBC-60-1050 | 37~55V, 1050mA | ±5%     | 90%   |
| HBC-60-1400 | 28~43V, 1400mA | ±5%     | 89%   |
| HBC-60-2100 | 19~29V, 2100mA | ±5%     | 89%   |

## HBC-100 Series (C.C. mode)

| Model No.     | Output      | Io Tol. | Effi. |
|---------------|-------------|---------|-------|
| HBC-100-24(A) | 24V, 0~4A   | ±5%     | 90.5% |
| HBC-100-36(A) | 36V, 0~2.7A | ±5%     | 91.0% |

| Model No.     | Output      | Io Tol. | Effi. |
|---------------|-------------|---------|-------|
| HBC-100-48(A) | 48V, 0~2A   | ±5%     | 91.0% |
| HBC-100-60(A) | 60V, 0~1.6A | ±5%     | 91.5% |

○ = A, B, AB, DA or Blank

## HBC-160 Series

| Model No.     | Output      | Tol. | Effi. |
|---------------|-------------|------|-------|
| HBC-160-24(A) | 24V, 0~6.5A | ±2%  | 92.0% |
| HBC-160-36(A) | 36V, 0~4.4A | ±2%  | 92.0% |
| HBC-160-48(A) | 48V, 0~3.3A | ±2%  | 93.0% |
| HBC-160-60(A) | 60V, 0~2.6A | ±2%  | 93.5% |

○ = A, B, AB, DA or Blank

# HBG series 200~240W

## Features

- Constant voltage+constant current modes
- Universal AC input (90 to 305VAC)
- High efficiency up to 93.5%
- Patented metal housing design (Patent No.: CN201220314551)
- Suitable for dry, damp, and wet location
- Protections: Short circuit / Over current / Over voltage / Over temperature
- Optional RCM models available
- 5 years warranty

- Multiple models for choice:

**Blank-Type:** IP67 rated. Cable for I/O connection (For harsh environment)

**A-Type:** IP65 rated. Constant current level can be adjusted through internal potentiometer




**B-Type:** IP67 rated and built-in 3 in 1 dimming function, PWM signal, or resistance, 0~10VDC(HBG-200), 1~10VDC(HBG-240)







**AB-Type:** IP65 rated. Constant current level can be adjusted through internal potentiometer, 3 in 1 dimming function

**DA-Type:** IP67 rated. DALI control technology

|                           |  | HBG-200(DA)  | HBG-240<br>HBG-240(DA)  |
|---------------------------|--|--|---|
| <b>INPUT</b>              |   |                      |                |
| <b>INPUT</b>              |   |  |   |
| <b>OUTPUT</b>             |    |  |   |
| AC input voltage range    | 90~305VAC ; 127~431VDC   |  |   |
| AC inrush current (max.)  | Cold start, 85A at 230VAC  | Cold start, 75A at 230VAC  |   |
| Setup, rise, hold up time | 500ms, 200ms/230VAC; 2500ms, 200ms/115VAC  |  |   |
| Withstand voltage         | I/P-O/P: 3.75kVAC, I/P-FG: 2kVAC, O/P-FG: 0.5kVAC  |  |   |
| Working temperature       | -40~+85°C (refer to "OUTPUT LOAD vs TEMPERATURE")  | -40~+75°C (refer to "OUTPUT LOAD vs TEMPERATURE")  |   |
| Safety standards          | UL8750, ENEC EN61347-1, EN61347-2-13, EN62384, GB19510.14, GB19510.1, BIS IS15885(refer to spec for HBG-240 models), EAC TP TC 004 |  |   |
| EMC standards             | EN55015, EN61000-3-2 Class C, EN61000-3-3, EN61000-4-2,3,4,5,6,8,11, EN61547, GB17743, GB17625.1, EAC TP TC 020                    |  |   |
| Connection                | Input  | SJTW 18AWGx3C (30cm)   | SJTW 18AWGx3C (30cm)  |
|                           | Output   | A & Blank-Type: SJTW 18AWGx2C (20cm)<br>B & AB & DA-Type: SJTW 18AWGx2C (20cm)+<br>SVT 18AWGx2C (30cm) | A & Blank-Type: SJTW 18AWGx3C (30cm)<br>B&DA-Type : SJTW 14AWGx2C (30cm) +<br>SVT 18AWGx2C (30cm) |
| Dimension (DxH)(mm)       | φ151.68x 66.5  | φ191.5x 69   |   |

**HBG-200 Series**




  







     

| Model No.     | Output      | Tol. | Effi. |
|---------------|-------------|------|-------|
| HBG-200-36(A) | 36V, 0~5.5A | ±2%  | 92%   |
| HBG-200-48(A) | 48V, 0~4.1A | ±2%  | 93%   |
| HBG-200-60(A) | 60V, 0~3.3A | ±2%  | 93.5% |

○ = A, B, AB, DA or Blank

**HBG-240 Series**

| Model No.     | Output      | Tol. | Effi. |
|---------------|-------------|------|-------|
| HBG-240-24(A) | 24V, 0~10A  | ±2%  | 92.5% |
| HBG-240-36(A) | 36V, 0~6.7A | ±2%  | 92.5% |
| HBG-240-48(A) | 48V, 0~5A   | ±2%  | 93.0% |
| HBG-240-60(A) | 60V, 0~4A   | ±2%  | 93.5% |

○ = A, B, AB, DA or Blank

# HBGC series 300W

## Features

- Constant power mode (full power at 60~100% max current)
- Universal AC input (90 to 305VAC)
- High efficiency up to 94.5%
- Patented metal housing design (Patent No.: CN201220314551)
- Suitable for dry, damp, and wet location
- Protections: Short circuit / Over current / Over voltage / Over temperature
- 5 years warranty
- Multiple models for choice:
  - A-Type:** IP67 rated. Constant power level can be adjusted through internal potentiometer
  - AB-Type:** IP67 rated and built-in 3 in 1 dimming function (0~10VDC, PWM signal, or resistance)
  - DA-Type:** IP67 rated. DALI2 control technology

|                          |  | HBGC-300  |
|--------------------------|--|---|
| <b>INPUT</b>             |  |      |
| <b>INPUT</b>             |  |   |
| <b>OUTPUT</b>            |  |   |
| AC input voltage range   | 90~305VAC ; 127~431VDC   |   |
| AC inrush current (max.) | Cold start, 45A at 230VAC  |   |
| Withstand voltage        | I/P-O/P: 3.75kVAC, I/P-FG: 2kVAC, O/P-FG: 1.5kVAC  |   |
| Working temperature      | Tcase=-40~+80°C (refer to "OUTPUT LOAD vs TEMPERATURE")  |   |
| Safety standards         | UL8750(type "HL"), CSA C22.2 No. 250.13-12, ENEC EN61347-1, EN61347-2-13 independent, EN62384, GB19510.1, GB19510.14 |   |
| EMC standards            | EN55015, EN61000-3-2 Class C, EN61000-3-3, EN61000-4-2,3,4,5,6,8,11, EN61547, GB17743, GB17625.1, EAC TP TC 020      |   |
| Connection               | Input  | SJTW 18AWGx3C (30cm)  |
|                          | Output   | A-Type: SJTW 14AWGx2C (30cm)<br>AB/DA-Type: SJTW 14AWGx2C (30cm)+UL2517 20AWGx2C (30cm) |
| Dimension (DxH)(mm)      | φ191.5 x 69  |   |

**HBGC-300 Series**



| Model No.    | Output               | Tol. | Effi. |
|--------------|----------------------|------|-------|
| HBGC-300-L-□ | 116~232V, 650~2170mA | ±5%  | 94.5% |
| HBGC-300-M-□ | 58~116V, 1300~4330mA | ±5%  | 93.5% |
| HBGC-300-H-□ | 29~58V, 2600~8670mA  | ±5%  | 92.5% |

□= A, AB or DA






# ERP series 200~400W

## Features

- Constant voltage mode output
- Built-in active PFC function (for ERPF-400 only)
- Withstand 300VAC surge input for 5 seconds
- Design against rain splash
- LED indicator for power on
- Protections: Short circuit / Over voltage / Over temp.
- 3 years warranty

## Applications

- LED strip lighting
- LED channel letters
- LED decoration lighting
- LED signage & display

|                        | ERP-200  | ERP-350  | ERPF-400  |
|------------------------|--|--|---|
|                        |     |    |  |
| AC input voltage range | 180~264VAC ; 254~370VDC  |  | 90~264VAC ; 127~370VDC  |
| AC inrush current      | 90A/230VAC   |  | cold start45A/115VAC,90A/230VAC   |
| Setup, rise time       | 1500ms, 200ms/230VAC   |  | 2000ms,100ms/230VAC;3000ms,100ms/115VAC at full load                                |
| Withstand voltage      | I/P-O/P:3KVAC I/P-FG:2KVAC O/P-FG:0.5KVAC  |  |   |
| Working temperature    | -30~+60°C(Refer to output load derating curve)                                       |  |   |
| Safety standards       | UL60950-1, IEC62368-1,GB4943.12011, EAC TP TC 004                                    | IEC/EN/UL 60950-1,CCC GB4943.1-2011, EAC TP TC 004 approved  |   |
| EMC standards          | EN55022 (CISPR22) class A, EN61000-4-5;light industry level,criteria A,EAC TP TC 020 | EN55032 (CISPR32) class A, GB9254 classA, GB17625.1; EN61000-3-2;EN61000-3-3, EAC TP TC 020;EN61000-4-2,3,4,5,6,8,11;light industry level,criteria A |   |
| Dimension (DxH)(mm)    | 200x 120x 40   | 220.4x 130x 48   |   |

### ERP-200 Series



| Model No.  | Output       | Tol.  | R&N   | Effi. |
|------------|--------------|-------|-------|-------|
| ERP-200-12 | 12V, 0~16.8A | ±1.0% | 150mV | 87%   |
| ERP-200-24 | 24V, 0~8.33A | ±1.0% | 150mV | 89%   |

### ERP-350 Series



| Model No.  | Output       | Tol.  | R&N   | Effi. |
|------------|--------------|-------|-------|-------|
| ERP-350-12 | 12V, 0~26.7A | ±1.0% | 150mV | 87%   |
| ERP-350-24 | 24V, 0~14.6A | ±1.0% | 150mV | 89%   |
| ERP-350-36 | 36V, 0~9.7A  | ±1.0% | 240mV | 90%   |
| ERP-350-48 | 48V, 0~7.3A  | ±1.0% | 240mV | 90%   |

### ERPF-400 Series



| Model No.   | Output       | Tol.  | R&N   | Effi. |
|-------------|--------------|-------|-------|-------|
| ERPF-400-12 | 12V, 0~30A   | ±1.0% | 150mV | 89%   |
| ERPF-400-24 | 24V, 0~16.7A | ±1.0% | 150mV | 90%   |
| ERPF-400-48 | 48V, 0~8.3A  | ±1.0% | 240mV | 91%   |



# PCB Type

with PFC

- 72 HBG-P Series (60~240W)
- 73 IDPV Series (25~65W)
- 74 IDPC Series (25~65W)
- 75 PLP Series (30~60W)
- 76 HLP Series (40~80W)



The PCB LED drivers provide customers for built-in design choice. All series with constant voltage output IDPV series and constant current output IDPC/PLP/HLP series, also circular shape HBG-P series, are designed with 0~10V and DALI dimming functions. (except for PLP series). The voltage input design is either 90-295V or 90-305V with the Class II/2 design for any luminaires design, to avoid luminaire lifetime issue. Please make sure the inside ambient temperature of the luminaire does not exceed the operating ambient temperature of LED driver specification.

## Application



# HBG-P series 60~240W

## Features

- Constant current mode (HBG-60P/100P)  
Constant voltage+constant current modes (HBG-160P/240P)
- Universal AC input (90 to 305VAC) / Full range (up to 295VAC for HBG-60P)
- High efficiency up to 93.5%
- Class II/2 power unit, no F.G. (HBG-60P)
- Suitable for dry, damp, and wet location
- Protections: Short circuit / Over temperature
- 5 years warranty

- Multiple models for HBG-100P/160P/240P
- A-Type:** Constant current level can be adjusted through internal potentiometer
- B-Type:** Built-in 3 in 1 dimming function (1~10VDC, PWM signal, or resistance)
- DA-Type:** DALI control technology

|                                       |   | HBG-60-P               | HBG-100P<br>HBG-100PDA   | HBG-160P<br>HBG-160PDA  | HBG-240P  |
|---------------------------------------|---|------------------------|--|---|---|
| <b>INPUT</b><br>(HBG-60P)             | ACL<br>ACN  |                        |  |   |   |
| <b>INPUT</b><br>(HBG-100P/160P/240P)  | ACL<br>ACN<br>FG  |                        |  |   |   |
| <b>OUTPUT</b><br>(Non-Dimming Models) | Vo-<br>Vo+  |                        |  |   |   |
| <b>OUTPUT</b><br>(Dimming Models)     | DIM+<br>DIM-<br>Vo+<br>Vo-  |                        |  |   |   |
| AC input voltage range                | 90~295VAC ; 127~417VDC  |                        | 90~305VAC ; 127~431VDC   |   |   |
| AC inrush current (max.)              | Cold start, 45A at 230VAC   |                        | Cold start, 60A at 230VAC  | Cold start, 65A at 230VAC   | Cold start, 75A at 230VAC   |
| Over temp. protection                 | Shut down o/p voltage, re-power on to recover   |                        |  | Shut down o/p voltage, auto-recovery  |   |
| Setup, rise, hold up time             | 500ms at 230VAC for setup time  |                        |  | 500ms, 200ms, 12ms at full load and 230VAC  | 500ms, 120ms, 15ms at full load and 230VAC  |
| Withstand voltage                     | I/P-O/P: 3.75kVAC   |                        |  |   |   |
| Working temperature                   | -40~+70°C   |                        | -40~+45°C (refer to "OUTPUT LOAD vs TEMPERATURE")  |   |   |
| Safety standards                      | UL8750, ENEC EN61347-1, EN61347-2-13, EN62384, GB19510.14, GB19510.1, EAC TP TC 004 approved                    |                        |  |   |   |
| EMC standards                         | EN55015, EN61000-3-2 Class C, EN61000-3-3, EN61000-4-2,3,4,5,6,8,11, EN61547, GB17743, GB17625.1, EAC TP TC 020 |                        |  |   |   |
| Connection                            | Input   | UL1015 18AWGx2C (30cm) | SJTW 18AWGx3C (30cm)   |   |   |
|                                       | Output  | UL1015 18AWGx2C (30cm) | A Type:<br>SJTW 18AWGx2C (20cm)<br>B Type:<br>SJTW 18AWGx2C (20cm) +<br>UL2517 22AWGx2C (30cm) | A Type:<br>SJTW 18AWGx2C (20cm)<br>B Type:<br>SJTW 18AWGx2C (20cm) +<br>SVT 18AWGx2C (30cm) | A Type:<br>SJTW 14AWGx2C (30cm)<br>B Type:<br>SJTW 14AWGx2C (30cm) +<br>SVT 18AWGx2C (30cm) |
| Dimension (DxH)(mm)                   | φ99 x 26  |                        | φ104 x 34  | φ124.6 x 34   | φ144 x 31   |

**HBG-60-P Series** (C.C. mode)

| Model No.    | Output         | Io Tol. | Effi. |
|--------------|----------------|---------|-------|
| HBG-60-1050P | 37~55V, 1050mA | ±5%     | 90%   |
| HBG-60-1400P | 28~43V, 1400mA | ±5%     | 89%   |
| HBG-60-2100P | 19~29V, 2100mA | ±5%     | 89%   |

**HBG-100P Series** (C.C. mode)

| Model No.      | Output      | Tol. | Effi. |
|----------------|-------------|------|-------|
| HBG-100P-36(A) | 36V, 0~2.7A | ±5%  | 91.0% |
| HBG-100P-48(A) | 48V, 0~2A   | ±5%  | 91.0% |
| HBG-100P-60(A) | 60V, 0~1.6A | ±2%  | 91.5% |

○ = A, B, or DA

**HBG-160P Series**

| Model No.      | Output       | Tol. | Effi. |
|----------------|--------------|------|-------|
| HBG-160P-36(A) | 36V, 0~24.4A | ±2%  | 92.0% |
| HBG-160P-48(A) | 48V, 0~3.3A  | ±2%  | 93.0% |
| HBG-160P-60(A) | 60V, 0~2.6A  | ±2%  | 93.5% |

○ = A, B, or DA

**HBG-240P Series**




| Model No.      | Output      | Tol. | Effi. |
|----------------|-------------|------|-------|
| HBG-240P-36(A) | 36V, 0~6.7A | ±2%  | 92.5% |
| HBG-240P-48(A) | 48V, 0~5A   | ±2%  | 93.0% |
| HBG-240P-60(A) | 60V, 0~4.0A | ±2%  | 93.5% |

○ = A or B

# IDPV series 25~65W

## Features

- Constant voltage PWM style output mode
- IDPV-25/45: 90~295VAC input
- IDPV-65: 180~295VAC input only
- High efficiency up to 90%
- No load power consumption <0.5W (Blank-Type)
- Miniature PCB size
- Isolation class II, no F.G.
- Built-in 2 in 1 dimming function (0~10VDC or PWM signal)
- Built-in 12V/50mA auxiliary output (A-Type)
- Suitable for indoor LED strip lighting
- Protection: Short circuit
- 3 years warranty

|                            | IDPV-25(A)   | IDPV-45(A)      | IDPV-65(A)                |
|----------------------------|--|-----------------|---------------------------|
| <b>INPUT</b>               |                 |                 |                           |
| <b>OUTPUT (Blank-Type)</b> |                |                 |                           |
| <b>OUTPUT (A-Type)</b>     |               |                 |                           |
| AC input voltage range     | 90 ~ 295VAC ; 127 ~ 417VDC   |                 | 180 ~ 295VAC ; 254~417VDC |
| AC inrush current (max.)   | Cold start, 30A at 230VAC  |                 |                           |
| Setup time                 | 500ms / 230VAC   |                 |                           |
| PWM dimming signal         | 10V PWM signal, frequency range 300Hz~3kHz   |                 |                           |
| Total harmonic distortion  | THD<20%  |                 |                           |
| Short circuit protection   | Shut down o/p voltage, re-power on to recover  |                 |                           |
| Withstand voltage          | I/P-O/P: 3.75KVAC  |                 |                           |
| Working temperature        | -20~+45°C  | -20~+40°C       |                           |
| Safety standards           | UL8750, ENEC EN61347-1, EN61347-2-13, EN62384, GB19510.14, GB19510.1 approved                    |                 |                           |
| EMC standards              | EN55015, EN61000-3-2 Class C, EN61000-3-3, EN61000-4-2,3,4,5,6,8,11, EN61547, GB17743, GB17625.1 |                 |                           |
| Connection (Input/Output)  | Blank-Type: 4+4P push-in terminal block, A-Type: 4+6P push-in terminal block                     |                 |                           |
| Dimension (LxWxH) mm       | 114.5x 72.5x 20  | 120 x 66.5 x 22 | 130 x 67.5 x 22           |

## IDPV-25/25A Series



| Model No.   | Output       | Tol. | Effi. |
|-------------|--------------|------|-------|
| IDPV-25□-12 | 12V, 0~1.8A  | ±10% | 80%   |
| IDPV-25□-24 | 24V, 0~1.05A | ±10% | 81%   |
| IDPV-25□-36 | 36V, 0~0.7A  | ±10% | 82%   |
| IDPV-25□-48 | 48V, 0~0.52A | ±10% | 83%   |
| IDPV-25□-60 | 60V, 0~0.42A | ±10% | 84%   |

□ = Blank/A; Blank: without auxiliary output, A: with auxiliary function

## IDPV-45/45A Series



| Model No.   | Output       | Tol. | Effi. |
|-------------|--------------|------|-------|
| IDPV-45□-12 | 12V, 0~3A    | ±10% | 84%   |
| IDPV-45□-24 | 24V, 0~1.88A | ±10% | 86%   |

| Model No.   | Output       | Tol. | Effi. |
|-------------|--------------|------|-------|
| IDPV-45□-36 | 36V, 0~1.25A | ±10% | 88%   |
| IDPV-45□-48 | 48V, 0~0.94A | ±10% | 88%   |
| IDPV-45□-60 | 60V, 0~0.75A | ±10% | 90%   |

□ = Blank/A; Blank: without auxiliary output, A: with auxiliary function

## IDPV-65/65A Series



| Model No.   | Output       | Tol. | Effi. |
|-------------|--------------|------|-------|
| IDPV-65□-12 | 12V, 0~4.2A  | ±10% | 85%   |
| IDPV-65□-24 | 24V, 0~2.4A  | ±10% | 87%   |
| IDPV-65□-36 | 36V, 0~1.8A  | ±10% | 88%   |
| IDPV-65□-48 | 48V, 0~1.35A | ±10% | 89%   |
| IDPV-65□-60 | 60V, 0~1.08A | ±10% | 90%   |

□ = Blank/A; Blank: without auxiliary output, A: with auxiliary function



# IDPC series 25~65W

## Features

- Constant current mode
- Flicker free design
- IDPC-25/45: 90~295VAC input  
IDPC-65: 180~295VAC input only
- No load power consumption <0.5W (Blank/DA-Type)  
No load power consumption <1.2W (A-Type)
- Miniature PCB size
- Isolation class II, no F.G.
- Built-in DALI interface (IDPC-45/65-DA)
- Built-in 2 in 1 dimming function (0~10VDC or PWM signal)
- Built-in 12V/50mA auxiliary output (A-Type)
- Suitable for indoor LED lighting applications
- Protection: Short circuit
- 3 years warranty

|                                  | IDPC-25(A) | IDPC-45(A)<br>IDPC-45-DA | IDPC-65(A)<br>IDPC-65-DA |
|----------------------------------|------------|--------------------------|--------------------------|
| <b>INPUT</b>                     |            |                          |                          |
| <b>OUTPUT</b><br>(Blank/DA-Type) |            |                          |                          |
| <b>OUTPUT</b><br>(A-Type)        |            |                          |                          |

|                           |   |                           |                   |
|---------------------------|---|---------------------------|-------------------|
| AC input voltage range    | 90 ~ 295VAC ; 127 ~ 417VDC  | 180 ~ 295VAC ; 254~417VDC |                   |
| AC inrush current (max.)  | Cold start, 30A at 230VAC   |                           |                   |
| Setup time                | 500ms / 230VAC  |                           |                   |
| Short circuit protection  | Hiccup mode, auto-recovery  |                           |                   |
| Withstand voltage         | I/P-O/P: 3.75KVAC   |                           |                   |
| Working temperature       | -20~+50°C   | -20~+40°C                 |                   |
| Safety standards          | UL8750, ENEC EN61347-1, EN61347-2-13, EN62384, GB19510.14, GB19510.1, EAC TP TC 004 approved                    |                           |                   |
| DALI standards            | IEC 62386-101, 102 (DA-Type only)   |                           |                   |
| EMC standards             | EN55015, EN61000-3-2 Class C, EN61000-3-3, EN61000-4-2,3,4,5,6,8,11, EN61547, GB17743, GB17625.1, EAC TP TC 020 |                           |                   |
| Connection (Input/Output) | Blank/DA-Type: 4+4P push-in terminal block, A-Type: 4+6P push-in terminal block                                 |                           |                   |
| Dimension (LxWxH) mm      | 114.5 x 72.5 x 20   | 120 x 66.5 x 25           | 130 x 67.5 x 20.5 |

### IDPC-25/25A Series

| Model No.    | Output          | Tol. | Effi. |
|--------------|-----------------|------|-------|
| IDPC-25□-350 | 49 ~ 70V, 350mA | ±7%  | 82%   |
| IDPC-25□-500 | 35 ~ 50V, 500mA | ±7%  | 81.5% |

□ = Blank/A; Blank: without auxiliary output, A: with auxiliary function

### IDPC-25/25A Series

| Model No.     | Output           | Tol. | Effi. |
|---------------|------------------|------|-------|
| IDPC-25□-700  | 25 ~ 36V, 700mA  | ±7%  | 81.5% |
| IDPC-25□-1050 | 17 ~ 24V, 1050mA | ±7%  | 80%   |

□ = Blank/A; Blank: without auxiliary output, A: with auxiliary function

### IDPC-45/45A Series

| Model No.     | Output           | Tol. | Effi. |
|---------------|------------------|------|-------|
| IDPC-45□-350  | 57 ~ 95V, 350mA  | ±7%  | 86%   |
| IDPC-45□-500  | 54 ~ 90V, 500mA  | ±7%  | 85%   |
| IDPC-45□-700  | 38 ~ 64V, 700mA  | ±7%  | 85%   |
| IDPC-45□-1050 | 26 ~ 43V, 1050mA | ±7%  | 84%   |
| IDPC-45□-1400 | 19 ~ 32V, 1400mA | ±7%  | 83%   |

□ = Blank/A; Blank: without auxiliary output, A: with auxiliary function

### IDPC-65/65A Series

| Model No.     | Output           | Tol. | Effi. |
|---------------|------------------|------|-------|
| IDPC-65□-700  | 69 ~ 93V, 700mA  | ±7%  | 89%   |
| IDPC-65□-1050 | 46 ~ 62V, 1050mA | ±7%  | 87%   |
| IDPC-65□-1400 | 34 ~ 46V, 1400mA | ±7%  | 86%   |
| IDPC-65□-1750 | 27 ~ 36V, 1750mA | ±7%  | 86%   |

□ = Blank/A; Blank: without auxiliary output, A: with auxiliary function

### IDPC-45-DA Series

| Model No.      | Output           | Tol. | Effi. |
|----------------|------------------|------|-------|
| IDPC-45-350DA  | 57 ~ 95V, 350mA  | ±7%  | 86%   |
| IDPC-45-500DA  | 54 ~ 90V, 500mA  | ±7%  | 85%   |
| IDPC-45-700DA  | 38 ~ 64V, 700mA  | ±7%  | 85%   |
| IDPC-45-1050DA | 26 ~ 43V, 1050mA | ±7%  | 84%   |
| IDPC-45-1400DA | 19 ~ 32V, 1400mA | ±7%  | 83%   |

### IDPC-65-DA Series



| Model No.      | Output           | Tol. | Effi. |
|----------------|------------------|------|-------|
| IDPC-65-700DA  | 69 ~ 93V, 700mA  | ±7%  | 89%   |
| IDPC-65-1050DA | 46 ~ 62V, 1050mA | ±7%  | 87%   |
| IDPC-65-1400DA | 34 ~ 46V, 1400mA | ±7%  | 86%   |
| IDPC-65-1750DA | 27 ~ 36V, 1750mA | ±7%  | 86%   |



# PLP series 30~60W

## Features

- Constant current mode
- Universal AC input / Full range
- Class 2 power unit / Pass LPS
- Suitable for built-in LED lighting systems
- Protections: Short circuit / Over current / Over voltage
- Cooling by free air convection
- 2 years warranty

|                          | PLP-30  | PLP-45/60   |
|--------------------------|---|---|
|                          |                                |  |
| AC input voltage range   | 90~264VAC; 127~370VDC   |   |
| AC inrush current (max.) | Cold start, 25A at 230VAC   | PLP-45: Cold start, 30A at 230VAC<br>PLP-60: Cold start, 35A at 230VAC              |
| Current adjustment range | 75%~100%  |   |
| Over current protection  | Range   | 100%~110%   |
|                          | Type  | Constant current limiting, auto-recovery  |
| Setup time               | 500ms at full load and 230VAC   |   |
| Withstand voltage        | I/P-O/P: 3.75kVAC, I/P-FG: 2kVAC, O/P-FG: 0.5kVAC   |   |
| Working temperature      | -30~+70°C (refer to "OUTPUT LOAD vs TEMPERATURE")   |   |
| Safety standards         | UL8750, TUV EN61347-1, EN61347-2-13, GB19510.14, GB19510.1, EAC TP TC 004 approved                              |   |
| EMC standards            | EN55015, EN61000-3-2 class C, EN61000-3-3, EN61000-4-2,3,4,5,6,8,11, EN61547, GB17743, GB17625.1, EAC TP TC 020 |   |
| Connection               | 3+2P / 3.96mm pitch, JST P/N: B3P / B2P-VH  |   |
| Dimension (LxWxH)(mm)    | 101.6x 50.8x 26.6   | 101.6x 50.8x 29.6   |

### PLP-30 Series



| Model No. | Output       | Tol. | R&N  | Effi. |
|-----------|--------------|------|------|-------|
| PLP-30-12 | 12V, 0~2.5A  | ±10% | 2.0V | 83.0% |
| PLP-30-24 | 24V, 0~1.3A  | ±10% | 2.4V | 85.5% |
| PLP-30-48 | 48V, 0~0.63A | ±10% | 4.8V | 86.5% |

| Model No. | Output       | Tol. | R&N  | Effi. |
|-----------|--------------|------|------|-------|
| PLP-45-24 | 24V, 0~1.9A  | ±10% | 3.8V | 89%   |
| PLP-45-48 | 48V, 0~0.95A | ±10% | 4.8V | 89%   |

### PLP-45 Series






| Model No. | Output      | Tol. | R&N  | Effi. |
|-----------|-------------|------|------|-------|
| PLP-45-12 | 12V, 0~3.8A | ±10% | 4.2V | 86%   |

### PLP-60 Series



| Model No. | Output      | Tol. | R&N  | Effi. |
|-----------|-------------|------|------|-------|
| PLP-60-12 | 12V, 0~5.0A | ±10% | 4.5V | 84%   |
| PLP-60-24 | 24V, 0~2.5A | ±10% | 4.5V | 88%   |
| PLP-60-48 | 48V, 0~1.3A | ±10% | 4.8V | 89%   |

### ▶ Special Symbols for EN61347-2-13

|   |  |
|---|--|
|  | Protection against overheating to prevent the lamp controlgear case temperature under any conditions of use from exceeding the indicated value (110°C)                             |
|  | Suitable for direct mounting on normally flammable surfaces, such as wood (>2mm)   |
|  | Based on VDE0710-14, can be installed inside a wooden material like wooden cabinet. The minimum distance between the product enclosure to wooden material in each side is defined. |
| <b>LPS</b>  | Limited power source   |
| tc: 80°C<br>ta: 40°C  | Full load operation up to 40°C with surface temperature of case < 80°C   |
| <b>SELV</b>   | Vo < 120VDC can have this mark on the unit   |



# DC/DC LED Driver

- 78 LDH Series (250~1050mA)
- 79 LDD-L Series (350~1500mA)
- 80 LDD-H Series (350~1500mA)
- 80 LDB-L Series (300~600mA)
- 81 LDD-DA Series (350~1400mA)

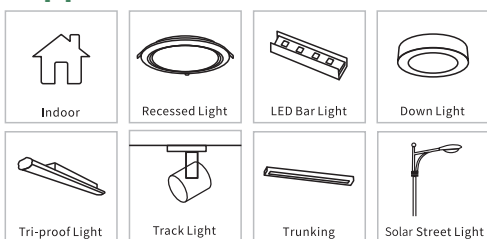
# Accessory & Controller

- 82 SPD Series
- 83 ICL-16R/L (Inrush current limiter)
- 83 PIR-045 (Motion sensor)
- 84 DAP Series  
(DALI to PWM Converter)
- 85 SDP-001  
(Smart Timer Dimming Programmer)
- 86 DLP-04  
(DALI to Bus Power)
- 86 WPD-06  
(EnOcean Dimmer Kit)
- 87 KDA-64  
(KNX to DALI Gateway)
- 87 KAA-4R4V/8R



DC-DC products are DC input, constant current output LED drives, which are mainly used in the DC voltage source environment. All 12V/24V/48V DC bus voltage can directly be used with this series to drive the LED engine(chip). LDD series is Step-Down design. LDB series is Buck-Boost and LDH is Step-up design. Users can choose a suitable product according to their own DC source environment. If the environment of the luminaires can not be sure, the LDH-25/45 step up series is recommended to avoid application problems. PWM dimming and DALI dimming are also available. Besides, DC-DC driver can be applied to solar lighting solution with a controller, reducing design issue and optimizing the reliability.

## Application



## Selection guide



| Topology   | Series             | DC source | Application             |
|------------|--------------------|-----------|-------------------------|
| Step-Up    | LDH                | 12V/24V   | Solar lighting/Vehicle  |
| Step-Down  | LDD-H/LDD-L/LDDS-H | 24V/48V   | 48V DC Bus(Track light) |
| Buck-Boost | LDB-L              | 12V/24V   | Vehicle/Yacht/DC Bus    |



# LDH series DC/DC LED Driver

## Features

- Constant current step-up mode
- Wide input and output voltage range
- High efficiency up to 95%
- Comply with EN55015 without additional input filter and capacitors
- DALI dimming function for DA and WDA type(LDH-45)
- Fully enclosed plastic case (UL 94V-0)
- Economic, high reliability
- Protections: Short circuit / Over voltage / Under voltage
- 3 years warranty

|                                     |               | LDH-25   | LDH-45<br>LDH-45DA  |
|-------------------------------------|---------------|--|---|
|                                     |               |   |                              |
|                                     |               | <b>Under Development</b>   |   |
| Output current accuracy (Typ.)      |               | ±5% at 12VDC or 24VDC input  | ±5% at 12VDC input for A type; ±5% at 24VDC input for B type  |
| Analog/PWM dimming & ON/OFF control | Remote ON/OFF | Leave open if not used<br>▪ Power ON with dimming: PWM DIM~DIM- > 0~10VDC or open circuit<br>▪ Power OFF: PWM DIM ~ DIM- < 0.5VDC or short | ▪ Power ON with dimming: PWM DIM~DIM- > 2~8VDC or open circuit<br>▪ Power OFF: PWM DIM ~ DIM- < 0.5VDC or short |
|                                     | PWM frequency | 1K~10KHz   | 1KHz-3KHz 10V PWM signal or 0-10V DC input  |
| Short circuit protection            |               | Power OFF and fuse open  |   |
| Over voltage protection             |               | >115% rated output voltage   |   |
| Working temperature                 |               | -40~+70°C  |   |
| Safety standards                    |               | EAC TP TC 004 approved   |   |
| EMC standards                       |               | EN55015, EN61547, EN61000-4-2,3,4,6,8, EAC TP TC 020   |   |
| Dimension (LxWxH)(mm)               |               | 52.4x 27.2x 24   | 75x 53x 22.7  |

## LDH-25A/B Series



| Model No.    | Input (VDC) | Output        |              | Io Tol. | Effi. | Dimming   |
|--------------|-------------|---------------|--------------|---------|-------|-----------|
|              |             | Voltage (VDC) | Current (mA) |         |       |           |
| LDH-25-250 ○ | 9~32        | 12~84         | 250          | ±5%     | 89%   | 0~10V PWM |
| LDH-25-350 ○ | 9~32        | 12~72         | 350          | ±5%     | 90%   |           |
| LDH-25-500 ○ | 9~32        | 12~50         | 500          | ±5%     | 90%   |           |
| LDH-25-700 ○ | 9~32        | 12~36         | 700          | ±5%     | 90%   |           |

○=Blank, W; Blank: pin style, PWM+analog dimming; W: Wire style, PWM+analog dimming

## LDH-45A/B Series



| Model No.      | Input (VDC) | Output        |              | Io Tol. | Effi. | Dimming             |
|----------------|-------------|---------------|--------------|---------|-------|---------------------|
|                |             | Voltage (VDC) | Current (mA) |         |       |                     |
| LDH-45A-350 ○  | 9~18        | 12~86         | 350          | ±5%     | 91%   | Blank&W: PWM+Analog |
| LDH-45A-500 ○  | 9~18        | 12~86         | 500          | ±5%     | 90%   |                     |
| LDH-45A-700 ○  | 9~18        | 12~64         | 700          | ±5%     | 90%   |                     |
| LDH-45A-1050 ○ | 9~18        | 12~43         | 1050         | ±5%     | 91%   |                     |
| LDH-45B-350 ○  | 18~32       | 21~126        | 350          | ±5%     | 93%   | Blank&W: PWM+Analog |
| LDH-45B-500 ○  | 18~32       | 21~86         | 500          | ±5%     | 94%   |                     |
| LDH-45B-700 ○  | 18~32       | 21~64         | 700          | ±5%     | 95%   |                     |
| LDH-45B-1050 ○ | 18~32       | 21~43         | 1050         | ±5%     | 95%   |                     |

○=Blank, W; Blank: pin style, PWM+analog dimming; W: Wire style, PWM+analog dimming

## LDH-45A/B-DA Series



| Model No.         | Input (VDC) | Output        |              | Io Tol. | Effi. | Dimming |
|-------------------|-------------|---------------|--------------|---------|-------|---------|
|                   |             | Voltage (VDC) | Current (mA) |         |       |         |
| LDH-45A-350 ○ DA  | 9~18        | 24~86         | 350          | ±5%     | 91%   | DALI    |
| LDH-45A-500 ○ DA  | 9~18        | 24~86         | 500          | ±5%     | 90%   |         |
| LDH-45A-700 ○ DA  | 9~18        | 24~64         | 700          | ±5%     | 90%   |         |
| LDH-45A-1050 ○ DA | 9~18        | 24~43         | 1050         | ±5%     | 91%   |         |
| LDH-45B-350 ○ DA  | 18~32       | 36~126        | 350          | ±5%     | 93%   | DALI    |
| LDH-45B-500 ○ DA  | 18~32       | 36~86         | 500          | ±5%     | 94%   |         |
| LDH-45B-700 ○ DA  | 18~32       | 36~64         | 700          | ±5%     | 95%   |         |
| LDH-45B-1050 ○ DA | 18~32       | 36~43         | 1050         | ±5%     | 95%   |         |

○=Blank, W; Blank: pin style, DALI dimming; W: Wire style, DALI dimming



# LDD-L series DC/DC LED Driver

## Features

- Constant current step-down mode
- Wide input and output voltage range
- High efficiency up to 95%
- Comply with EN55015 / FCC part 15 without additional input filter and capacitors
- Compact size
- Protections: Short circuit / Over temperature (LDD-300~700)
- Fully enclosed plastic case (UL 94V-0)
- Economic, high reliability
- 3 years warranty



|                                 |                          |   |   |
|---------------------------------|--------------------------|---|---|
| Output current accuracy (Typ.)  |                          | ±5% at 24VDC input  |   |
| PWM dimming & ON/OFF control    | Remote ON/OFF            | Leave open if not used<br>■ Power ON with dimming:<br>DIM ~ -Vin >3.5~8VDC or open circuit<br>■ Power OFF:<br>DIM ~ -Vin <0.5VDC or short | ■ Power ON with dimming:<br>DIM ~ -Vin >2.6~5.5VDC or open circuit<br>■ Power OFF:<br>DIM ~ -Vin <0.4VDC or short                           |
|                                 | PWM frequency            | 100~1000Hz  | 100~500Hz   |
| Analog dimming & ON/OFF control | Remote ON/OFF            | None  | Leave open if not used<br>■ Power ON with dimming:<br>DIM ~ -Vin >0.5~2.5VDC or open circuit<br>■ Power OFF:<br>DIM ~ -Vin <0.4VDC or short |
|                                 | Short circuit protection | Regulated at rated output current; can be continued, auto-recovery  |   |
| Over temp. protection           |                          | Shut down, auto-recovery  | None  |
| Working temperature             |                          | -40~+85°C   | -40~+71°C   |
| Safety standards                |                          | EAC TP TC 004 approved  |   |
| EMC standards                   |                          | EN55015, EN61547, EN61000-4-2,3,4,6,8, FCC part 15 class B, EAC TP TC 020   |   |
| Operating case temp. (max.)     |                          | 100°C   |   |
| Dimension (LxWxH)(mm)           |                          | L/LW: 22.6x 9.9x 8.9<br>LS: 25.4x 10.5x 9.3   | L/LW: 31.8x 20.3x 12.2<br>LS: 31.8x 20.3x 10.9  |

## LDD-L Series





| Model No.   | Input (VDC)                | Output                     |              | Io Tol. | Effi. | Dimming    |
|-------------|----------------------------|----------------------------|--------------|---------|-------|------------|
|             |                            | Voltage (VDC)              | Current (mA) |         |       |            |
| LDD-300L □  | 9~36<br>(9~32 for S style) | 2~32<br>(2~28 for S style) | 300          | ±5%     | 95%   | PWM        |
| LDD-350L □  |                            |                            | 350          |         |       |            |
| LDD-500L □  |                            |                            | 500          |         |       |            |
| LDD-600L □  |                            |                            | 600          |         |       |            |
| LDD-700L □  |                            |                            | 700          |         |       |            |
| LDD-1000L □ | 6~36                       | 2~30                       | 1000         |         |       | PWM+Analog |
| LDD-1200L □ |                            |                            | 1200         |         |       |            |
| LDD-1500L □ |                            |                            | 1500         |         |       |            |

□ = Blank, W, S ; Blank: pin style, W: Wire style, S: SMD style

# LDD-H&LDB-L series DC/DC LED Driver

## Features

- Constant current step-down mode (LDD-H) ;  
Constant current buck-boost mode (LDB-L)
- Wide input and output voltage range
- High efficiency up to 97%
- Comply with EN55015 and FCC part 15  
without additional input filter and capacitors
- PWM dimming and remote ON/OFF control
- Protections: Short circuit / Over temperature
- Fully enclosed plastic case (UL 94V-0)
- 3 years warranty

|                              |               | LDD-300~1000H/HW/HS<br>LDD-1200/1500H/HW  | LDB-300~600L/LW  |
|------------------------------|---------------|---|--|
|                              |               |    |                              |
| Output current accuracy      |               | ±3% at 24VDC input;<br>±4% at 48VDC input for LDD-H/HW;<br>±5% at 48VDC input for LDD-HS  | ±5%  |
| PWM dimming & ON/OFF control | Remote ON/OFF | Leave open if not used<br>▪ Power ON with dimming:<br>DIM ~ -Vin >2.5~6VDC or open circuit<br>▪ Power OFF:<br>DIM ~ -Vin <0.8VDC or short | ▪ Power ON with dimming:<br>DIM ~ -Vin >2~10VDC or open circuit<br>▪ Power OFF:<br>DIM ~ -Vin <0.5VDC or short |
|                              | PWM frequency | 100~1KHz  | 1 KHz  |
| Short circuit                |               | Regulated at rated output current, can be continued, auto-recovery  |  |
| Over temperature protection  |               | Shut down, recovers automatically after temperature goes down   |  |
| Working temperature          |               | -40~+85°C (refer to output derating curve)  | -40~+71°C (refer to output derating curve)   |
| EMC standards                |               | EN55015, EN61547, EN61000-4-2,3,4,6,8, FCC part 15 class B  |  |
| Operating case temp. (max.)  |               | 100°C   | 110°C  |
| Dimension (LxWxH)(mm)        |               | LDD-H/HW: 31.8x 20.3x 12.2<br>LDD-HS: 31.8x 20.3x 11.4  | 31.8x 20.3x 12.2   |

## LDD-H Series



| Model No.   | Input (VDC) | Output        |              | Io Tol. | Effi. |
|-------------|-------------|---------------|--------------|---------|-------|
|             |             | Voltage (VDC) | Current (mA) |         |       |
| LDD-300H □  | 9~56        | 2~52          | 300          | ±4%     | 97%   |
| LDD-350H □  | 9~56        | 2~52          | 350          | ±4%     | 97%   |
| LDD-500H □  | 9~56        | 2~52          | 500          | ±4%     | 97%   |
| LDD-600H □  | 9~56        | 2~52          | 600          | ±4%     | 97%   |
| LDD-700H □  | 9~56        | 2~52          | 700          | ±4%     | 97%   |
| LDD-1000H □ | 9~56        | 2~52          | 1000         | ±4%     | 97%   |
| LDD-1200H △ | 9~52        | 2~46          | 1200         | ±5%     | 95%   |
| LDD-1500H △ | 9~52        | 2~46          | 1500         | ±5%     | 96%   |

□ = Blank, W, S ; Blank: pin style, W: wire style, S: SMD style  
△ = Blank, W ; Blank: pin style, W: wire style

## LDB-L Series




| Model No.  | Input (VDC) | Output        |              | Io Tol. | Effi. |
|------------|-------------|---------------|--------------|---------|-------|
|            |             | Voltage (VDC) | Current (mA) |         |       |
| LDB-300L △ | 9~36        | 2~40          | 300          | ±5%     | 90%   |
| LDB-350L △ | 9~36        | 2~40          | 350          | ±5%     | 90%   |
| LDB-500L △ | 9~30        | 2~32          | 500          | ±5%     | 91%   |
| LDB-600L △ | 9~28        | 2~30          | 600          | ±5%     | 91%   |

△ = Blank, W ; Blank: pin style, W: wire style

# LDD-DA series 30~60W

## Features

- Constant current step-down mode
- Wide input and output voltage range
- High efficiency up to 95%
- Comply with EN55015 without additional input filter and capacitors
- DALI dimming function
- Protections: Short circuit / Input under voltage lockout
- Fully enclosed plastic case
- 3 years warranty



|                                 |                          |   |
|---------------------------------|--------------------------|---|
| Output current accuracy (Typ.)  |                          | ±5% at 48VDC input (350~1050mA), 24VDC input (1400mA)   |
| PWM dimming & ON/OFF control    | Remote ON/OFF            | Leave open if not used<br>• Power ON with dimming : PWM DIM~Vin > 1.2 ~5VDC or open circuit<br>• Power OFF: PWM DIM~Vin < 0.1 VDC or short<br>• Max operation voltage 5.5 VDC       |
|                                 | PWM frequency            | 200~1KHz  |
| Analog dimming & ON/OFF control | Remote ON/OFF            | Leave open if not used<br>• Power ON with dimming : Analog DIM~Vin > 0.1~2.5VDC or open circuit<br>• Power OFF: Analog DIM~Vin < 0.1VDC or short<br>• Max operation voltage 5.5 VDC |
|                                 | Short circuit protection |   |
| Input under voltage lockout     | Power up (Typ.)          | 4.2VDC  |
|                                 | Power down (Typ.)        | 3.8VDC  |
| Working temperature             |                          | -40~+85°C (refer to output derating curve)  |
| Safety standards                |                          | EAC TP TC 004 approved  |
| EMC standards                   |                          | EN55015, EN61547, EN61000-4-2,3,4,6,8, EAC TP TC 020  |
| Operating case temp. (max.)     |                          | 100°C   |
| Dimension (LxWxH)(mm)           |                          | 40.6x 23.5x 10.1  |

## LDD-DA Series



| Model No.      | Input (VDC) | Output        |              | Io Tol. | Effi. | Dimming    |
|----------------|-------------|---------------|--------------|---------|-------|------------|
|                |             | Voltage (VDC) | Current (mA) |         |       |            |
| LDD-350H- □DA  | 6~50        | 3~45          | 350          | ±5%     | 95%   | PWM+Analog |
| LDD-700H- □DA  | 6~50        | 3~45          | 700          |         |       |            |
| LDD-1050H- □DA | 6~50        | 3~45          | 1050         |         |       |            |
| LDD-1400H- □DA | 6~40        | 3~36          | 1400         |         |       |            |

□ = Blank, W; Blank: pin style, W: Wire style

# SPD series Surge Protection Device

## SPD-10-320S

## SPD-10S-277S

## 10kA Surge Protection Device



85x 37x 40 mm  
(LxWxH)

56.76x 46.36x 26 mm  
(LxWxH)

- UL1449, Type 4, EN/IEC61643-11(SPD-10S)
- Line to Ground & Line to Line protected
- Series connection type
- LED status indicators
- IP67 (SPD-10-320S); IP66 (SPD-10S)
- Suitable for surge protection of LED drivers
- Thermally protected




| Model No.                                | SPD-10-320S                                 | SPD-10S-277S                           |
|--|---|--|
| Operating voltage                        | 120~320VAC, 50/60Hz                         | 150~510VAC, 50/60Hz                    |
| MCOV (Max. continuous operating voltage) | 320VAC                                      | 277VAC                                 |
| Continuous Current (max.)                | 5A  | 3.5A                                   |
| UP (Voltage protection level)            | L-N:1200V<br>L-G/PE: 1500V<br>N-G/PE: 1500V | L-N: 1260V<br>L-G: 1260V<br>N-G: 1300V |
| IN (Nominal discharge current)           | 5kA,8/20 $\mu$ s                            |  |
| Max. surge current (8/20 $\mu$ s)        | 10kA,8/20 $\mu$ s                           |  |
| Operating temperature                    | -40~+70°C                                   | -40~+85°C                              |
| Safety standard                          | IEC61643-11: 2011, IEC61000-4-5: 2005       | UL1449 Type 4, EN/IEC 61643-11         |

## SPD-20

## SPD-20HP

## 20kA Surge Protection Device



90x 70x 50 mm  
(LxWxH)

71.6x 67.7x 32 mm  
(LxWxH)

- UL1449, Type 2 (SPD-20), Type 4 (SPD-20HP) component assemblies
- Line to Ground & Line to Line protected
- Parallel (3 wires) connection style (SPD-20)
- Series connection style (SPD-20HP)
- LED status indicators
- IP67 (SPD-20); IP66 (SPD-20HP)
- Suitable for surge protection of LED drivers
- Thermally protected (SPD-20HP)



| Model No.                                   | SPD-20-240P   | SPD-20-277P                                | SPD-20HP-277S  | SPD-20HP-480S                              |
|---|---|--|--|--|
| Operating voltage                           | 240VAC, 50/60Hz   | 277VAC, 50/60Hz                            | 120~277VAC, 50/60Hz                                    | 347~480VAC, 50/60Hz                        |
| MCOV (Max. continuous operating voltage)    | 300VAC  | 320VAC                                     |  | 510VAC                                     |
| MLV (Measured limiting voltage)             | ---   |  | L-N:810V, L-G:1560V,<br>N-G: 1570V                     | L-N:1400V, L-G:1560V,<br>N-G: 1570V        |
| VPR (Voltage protection rating)             | $\leq$ 1500V (L-FG, N-FG, L-N)                            |  | ---  |  |
| UP (Voltage protection level)               | ---   |  | L-N:1000V, L-G/PE:3800V,<br>N-G/PE: 2900V              | ---  |
| IN (Nominal discharge current)              | 5kA   |  | 10kA   |  |
| Max. surge current (8/20 $\mu$ s)           | 20kA  |  |  |  |
| SCCR (Short circuit current rating)         | 5kA   |  | ---  |  |
| Response time                               | <25ns   |  |  |  |
| Operating temperature                       | -40~+70°C   |  | -40~+75°C  |  |
| Safety standard                             | UL1449 3 <sup>rd</sup> Edition,<br>TUVEN61643-11 approved | UL1449 3 <sup>rd</sup> Edition<br>approved | UL1449 4 <sup>th</sup> Edition,<br>EN61643-11 approved | UL1449 4 <sup>th</sup> Edition<br>approved |
| Connection [L (Black)/N (White)/FG (Green)] | FEP 10AWG (15cm)  |  | ---  |  |



# ICL-16 & PIR-045

## ICL-16

## AC inrush current limiter



- 23A inrush limiting current, 16A continuous
- 180~264VAC AC input
- Integrated bypass relay, no simple NTC
- Internal thermal protection
- Installed on DIN Rail TS-35/7.5 or 15 (ICL-16R)
- -30~+70°C wide working temperature

| Model No.                   | ICL-16R   | ICL-16L     |
|-----------------------------|---|-------------|
| AC Input voltage            | 180 ~ 264VAC  |             |
| Inrush current limiting     | 23A   |             |
| Internal protection         | Thermal fuse protects overload and fire   |             |
| AC continuous rated current | 16A continuous  |             |
| Working temperature         | -30~+70°C   |             |
| Safety standards            | IEC62368-1(LVD)   |             |
| EMC emission                | EN55032, EN61000-3-2,3, EN55024, EN55035, EN61000-6-2, EN61000-4-2,3,4,5,6,8,11 |             |
| Dimension(LxWxH)(mm)        | 35x 90x 54.5  | 175x 42x 24 |

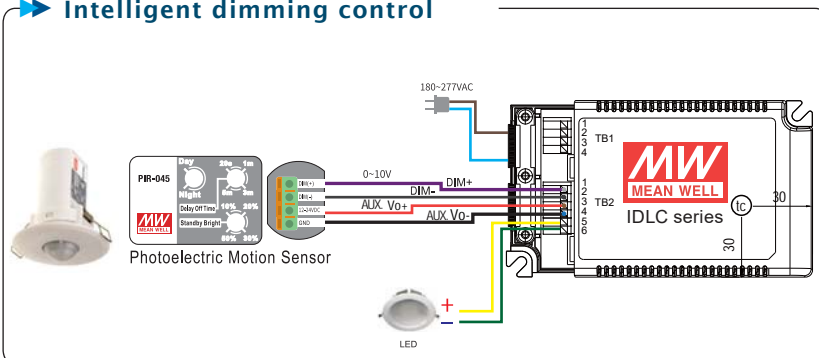
## PIR-045

## Photoelectric Motion Sensor

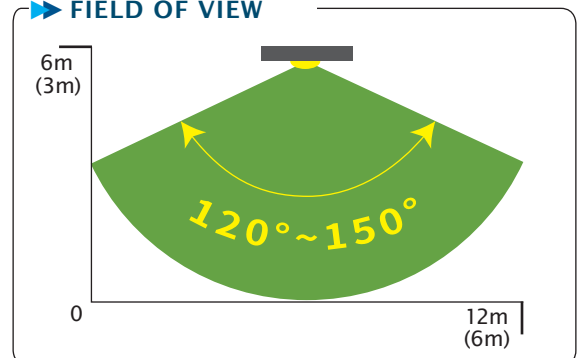


- Operating voltage: 12~24VDC
- Output dim voltage: High=10V ; Low=1V/2V/3V/5V selected by standby bright
- Sensing distance:  $\leq 6$  meters
- Sensing angle:  $< 120^{\circ} \sim 150^{\circ}$
- Standby bright: 10%, 20%, 30%, 50%;
- Delay off time: 20s, 1 min, 3min, 5min
- Dimming mode: gradually ON and OFF
- Operating temperature: -10~+40°C
- Energy saving, high sensitivity and compatibility, easy to install
- Dimension(DxH): 60x 71.3mm
- 2 years warranty

### Intelligent dimming control



### FIELD OF VIEW



# DAP-04

DALI to PWM Converter

## Features

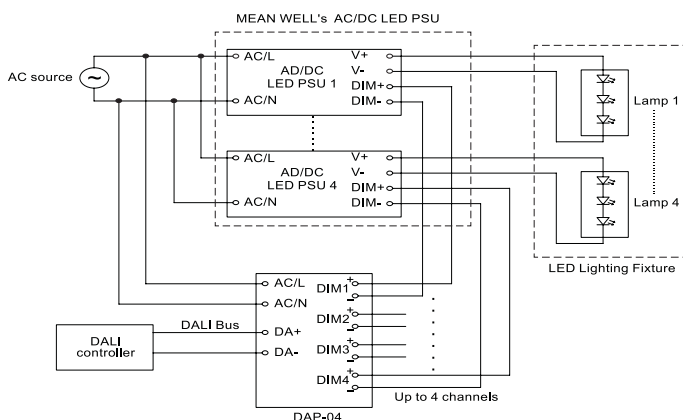
- Convert DALI signal to PWM signal
- Comply with DALI standards (IEC62386-101,102,207)
- Universal AC input (90 to 305VAC)
- 4 DALI addressable output channels
- Built-in push dim function
- Linear or logarithm dimming curve selectable (comply with IEC62386-207)
- Built-in relay for ON/OFF control of LED PSU
- Fully isolated plastic case
- Class II, no FG
- Power consumption < 0.5W
- Suitable to use along with MEAN WELL's AC/DC LED PSU with 3-in-1 dimming function
- Two models for choice:
  - Blank-Type:** 4 channels with 4 DALI addresses
  - S01-Type:** 4 channels with 4 or 1 DALI address selectable
- 3 years warranty



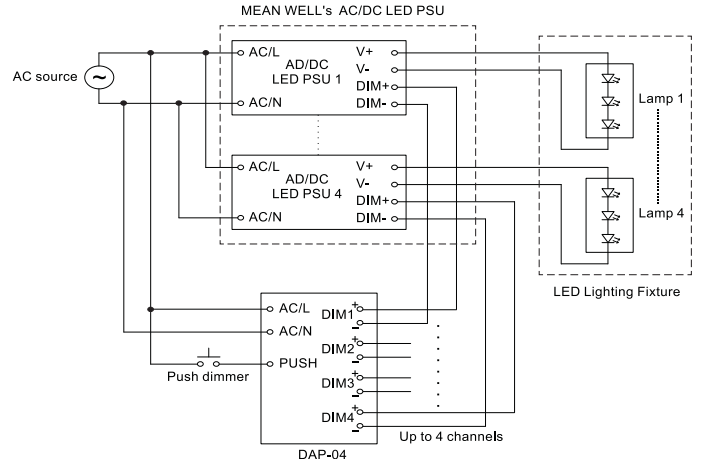
| Model No.               | DAP-04   | DAP-04-S01                                     |
|-------------------------|--|--|
| AC input voltage range  | 90~305VAC ; 127~431VDC   |  |
| Power consumption(typ.) | 0.5W   |  |
| Dimming range           | 1~100%   |  |
| Output signal           | PWM, 1KHz  |  |
| Output channel          | 4 channels with 4 DALI addresses   | 4 channels with 4 or 1 DALI address selectable |
| Output PWM logic        | Active high or active low selectable   | Active high                                    |
| Working temperature     | -30~+60°C (refer to output derating curve)                                   |  |
| Safety standards        | EN61347-1, EN61347-2-11, EN61058-1 clause 8/17/20/25, EAC TP TC 004 approved |  |
| DALI standards          | Comply with IEC62386-101, 102, 207   |  |
| EMC standards           | EN55015, EN61000-3-2,3, EN61000-4-2,3,4,5,6,8,11, EN61547, EAC TP TC 020     |  |
| Dimension(LxWxH)(mm)    | 165x 46x 23  |  |

## Connection of Dimming Operation

### DALI Dimming Solution



### Push Dimming Solution

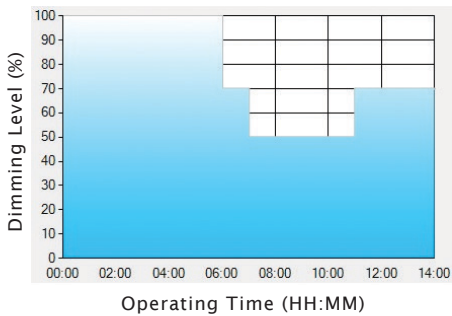


# Smart Timer Dimming

## Smart Timer Dimming Function

MEAN WELL Smart timer dimming primarily provides the adaptive proportion dimming profile for the output constant current level to perform up to 14 consecutive hours. 3 dimming profiles hereunder are defined accounting for the most frequently seen applications. If other options may be needed, please contact MEAN WELL for details.

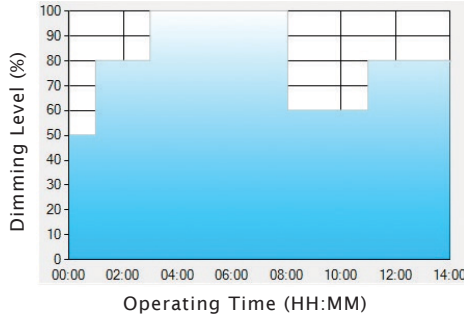
Ex : D01-Type: the profile recommended for residential lighting



Set up for D01-Type in Smart timer dimming software program

|         | T1    | T2    | T3    | T4  |
|---------|-------|-------|-------|-----|
| TIME**  | 06:00 | 07:00 | 11:00 | --- |
| LEVEL** | 100%  | 70%   | 50%   | 70% |

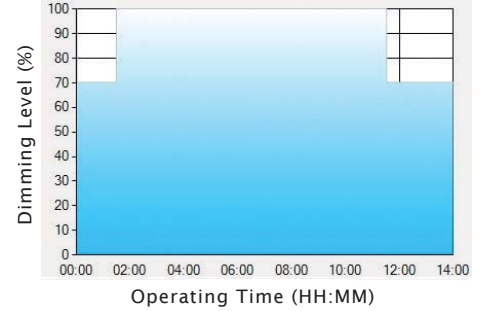
Ex : D02-Type: the profile recommended for street lighting



Set up for D02-Type in Smart timer dimming software program

|         | T1    | T2    | T3    | T4    | T5  |
|---------|-------|-------|-------|-------|-----|
| TIME**  | 01:00 | 03:00 | 08:00 | 11:00 | --- |
| LEVEL** | 50%   | 80%   | 100%  | 60%   | 80% |

Ex : D03-Type: the profile recommended for tunnel lighting



Set up for D03-Type in Smart timer dimming software program

|         | T1    | T2    | T3  |
|---------|-------|-------|-----|
| TIME**  | 01:30 | 11:00 | --- |
| LEVEL** | 70%   | 100%  | 70% |

\*\* : TIME matches Operating Time in the diagram whereas LEVEL matches Dimming Level.

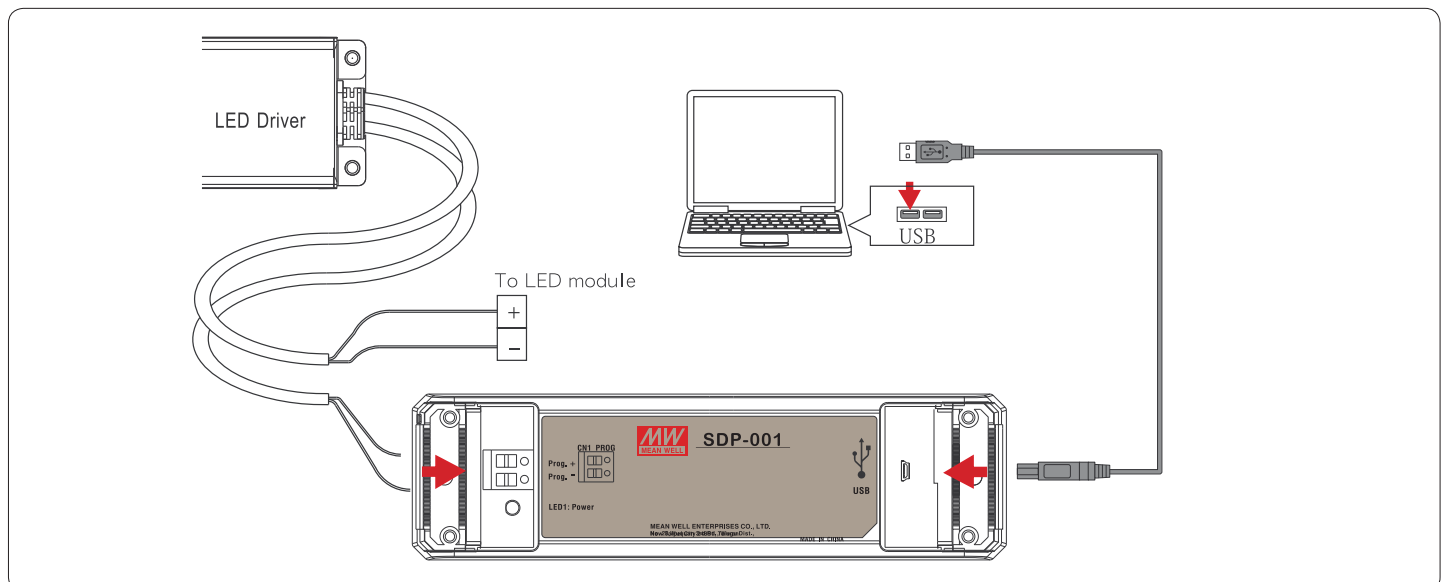
## SDP-001

## Smart Timer Dimming Programmer



SDP-001 is a programmer, particularly for MEAN WELL's Smart Timer Dimming Tool for LED lighting dimming function, reading or writing various parameters designated by users.

- Simple connection and configuration
- Push terminal and mini-USB port
- No need of battery or AC power



# DLP-04/WPD-06

## DLP-04



## DALI Bus Power Supply

- Compact size with 2SU(35mm) width(type R)
- Universal AC input / Full range
- Withstand 300VAC surge input for 5 seconds
- Isolation class II
- No load power consumption <0.5W(type L)
- Protections: Short circuit / Over voltage
- Cooling by free air convection
- 3 color LED for status indicator (type R)
- Installed on DIN rail TS-35/7.5 or 15(type R)
- 3 years warranty

| Model No.           | DLP-04L   | DLP-04R              |
|---------------------|---|----------------------|
| Rated DC voltage    | 16V   |                      |
| Rated current       | 240mA (max.)  |                      |
| Input voltage range | 90~264VAC ; 120~370VDC  |                      |
| Rated power         | 3.84W   |                      |
| Working temperature | -20~+60°C (refer to output derating curve)                    |                      |
| Safety standards    | EN61347-2-11, EAC TP TC 004 approved                          |                      |
| DALI standards      | Compliance to IEC62386-101                                    |                      |
| EMC emission        | Compliance to En55015, EN61547, EN61000-3-2,-3, EAC TP TC 020 |                      |
| Dimension(mm)       | 145x 38x 22(LxWxH)  | 35x 90x 54.5 (WxHxD) |

## WPD-06/WPD-06SWT



## Wireless DC Multi-channel PWM Dimmer Kit

- **EnOcean compliant products**, up to 30 meters wireless distance
- Operating frequency 868MHz (other frequency for outside EU available on request)
- WPD-06 (PWM dimmer):
  - 6 protected channels, independent dimming control on each channel
  - Up to 128 wireless batteryless switches connected possible
  - Built-in 3 wire push dimming function ports
  - Suitable for constant voltage lighting application, Possible for constant current lighting application
  - Multiple dimmer application via CANBus (optional)
  - Conformal coating for highly humid environment
- WPD-06SWT (switch transmitter):
  - Batteryless switch with cycles >50000 times
  - Maintenance free
- **5 years warranty**

| Model No.               | WPD-06   | WPD-06SWT |
|-------------------------|--|-----------|
| Input voltage range     | 10-32VDC SELV  | ---       |
| Rated output current    | 4.5A each channel, 27A for the entire module   | ---       |
| Rated output power      | 324W (input: 12V); 648W (input: 24V)   | ---       |
| Output dimming range    | 1 to 100%; Switching frequency: 125Hz  | ---       |
| DC input current        | 27A  | ---       |
| Input standby power     | 1.2W (Typ.)  | ---       |
| Overload protection     | 150% rated output power for 300ms max.   | ---       |
|                         | Electronic shut down rated at 5A. Restart by switching on again the output of channel                      | ---       |
| Over voltage protection | Transient protection starting at 33V   | ---       |
| Transmission power      | ---  | 10mW max. |
| Working temperature     | -40~+60°C  | -25~+65°C |
| Input / Output terminal | Clamping spring disconnectable terminal for solid or stranded copper conductors 0.25 to 2.5mm <sup>2</sup> | ---       |



# KDA-64/KAA series

## KDA-64

## KNX to DALI Gateway



- KNX proof gateway
- Easy configuration & installation
- Cost effective solution for smart building
- Connect up to 64 DALI ECGs/Drivers
- Built-in DALI power supply
- LCD 2x12 display
- Lighting control via the button
- Lighting control via the integrated web server
- Up to 16 DALI lighting groups setting
- Up to 16 DALI scenes setting
- 3 years warranty

| Model No. | Input signal | Output signal | Additional communication |
|-----------|--------------|---------------|--------------------------|
| KDA-64    | KNX          | DALI          | Ethernet                 |

| Model No.                     | KDA-64                                |
|-------------------------------|---------------------------------------|
| AC input voltage range        | 100~240VAC ; 142~339VDC               |
| Power consumption             | 7W(Typ.)                              |
| Input KNX bus                 | Standard KNX connector                |
| Output DALI bus voltage       | Built-in single DALI voltage 16-20VDC |
| Output DALI bus rated current | 250mA                                 |
| Ethernet communication port   | 100MB/s via RJ45 connector            |
| DALI standard                 | IEC60926 EN62386-103 DALI controller  |
| Working temperature           | -5~+45°C                              |
| Dimension (LxWxH)(mm)         | 86x 72x 55                            |

## KAA-4R4V/KAA-8R

## KNX Actuator / LED Dimmer



- Dimming and switching LED driver and conventional electronic ballast(for KAA-4R4V)
- Linear or logarithmic dimming curve programmable via ETS software(for KAA-4R4V)
- 8 channel actuator in a compact size(for KAA-8R)
- For AX,C-load, capacitive & inductive of loads (for KAA-8R)
- Manual control via Push button
- Programmable various time and scene function
- 3 years warranty

| Model No.                              | KAA-4R4V-10   | KAA-8R                          | KAA-8R-10                       |
|--|---|---------------------------------|---------------------------------|
| KNX Bus voltage                        | 21~31V  |                                 |                                 |
| Current consumption                    | <11mA   | <6mA                            |                                 |
| Power consumption                      | <250mW  | <180mW                          |                                 |
| Voltage range                          | 0-10V   | ---                             |                                 |
| NO. of control output                  | 4   | ---                             |                                 |
| MAX. current per output                | 50mA  | ---                             |                                 |
| Nr. of relay                           | 4   | 8                               |                                 |
| Independent & potential-free per relay | Yes   | ---                             |                                 |
| Ohmic load/Capacitive load             | 10A/220μF   | 16A/220μF                       | 10A/220μF                       |
| MAX. inrush current                    | 400A(max. 200μs),80A(max. 20ms)   | 800A(max. 200μs),165A(max.20ms) | 400A(max. 200μs),80A(max. 20ms) |
| Safety standards                       | EN50491-3, EN60669-1, EN60669-2-1, EN60669-2-5                              |                                 |                                 |
| EMC emission                           | EN50491-5-1,-2,-3, EN50090-2-2, EN60669-2-1, EN60669-2-5, EN63044-5-1,-2,-3 |                                 |                                 |
| Dimension(WxHxD)(mm)                   | 72x 90x 57  |                                 |                                 |

# Comparison Chart

## ▶ PFC

| Family  |                         | AC Input Range (VAC) | Potted  | C.C./C.P./C.V. (Note 1) | IP        | Dimming (Note 2) | Vo / Io Adj | Warranty (years) | Remark   |    |
|---|-------------------------|----------------------|---------|-------------------------|-----------|------------------|-------------|------------------|--|----|
| Series Name   | Type                    |                      |         |                         |           |                  |             |                  |  |    |
| XLG-25/50/75/100/150/200/240  | Blank/A                 | 100-305              | ✓       | C.P.                    | 67        | 3 in 1           | Io          | 5                |  |    |
|   | AB                      |                      |         |                         |           |                  |             |                  |  |    |
| HLG-40H / 60H / 80H / 100H / 120H / 150H / 185H / 240H / 320H / 480H / 600H | A                       | 90~305               | ✓       | C.V.+C.C.               | 65        | 3 in 1           | ✓           | 7                |  |    |
|   | B/AB                    |                      |         |                         |           |                  |             |                  |  |    |
|   | C (240W/320W only)      |                      |         |                         | 67        | Timer            |             |                  |  |    |
|   | Blank (40~320W)         |                      |         |                         |           |                  |             |                  |  |    |
|   | D (option, 40~480W)     |                      |         |                         |           |                  |             |                  |  |    |
|   | D2 (option, 480W only)  |                      |         |                         |           |                  | Smart Timer |                  |  |    |
| HLG-60H-C / 80H-C / 120H-C / 185H-C / 240H-C / 320H-C / 480H-C              | A                       | 90~305               | ✓       | C.C.                    | 65        | 3 in 1           | Io          | 7                |  |    |
|   | B/AB                    |                      |         |                         |           |                  |             |                  |  |    |
|   | D (70~200W)             |                      |         |                         | 67        | Timer            |             |                  |  |    |
|   | D2 (option, 250~480W)   |                      |         |                         |           |                  |             |                  |  |    |
|   | DA (option, 320W only)  |                      |         |                         |           |                  | Smart Timer |                  |  |    |
| ELG-75 / 100 / 150 / 200 / 240  | A                       | 100~305              | ✓       | C.V.+C.C.               | 65        | 3 in 1           | ✓           | 5                |  |    |
|   | B/AB                    |                      |         |                         |           |                  |             |                  |  |    |
|   | Blank                   |                      |         |                         | 67        | Smart Timer      |             |                  |  |    |
|   | D2                      |                      |         |                         |           |                  |             |                  |  |    |
|   | DA                      |                      |         |                         |           |                  |             |                  |  |    |
|   | BE (150W only)          |                      |         |                         |           |                  | 3 in 1      |                  |  |    |
| ELG-300   |                         | 100~305              | ✓       | C.V.+C.C.               | 67        |                  | Io          | 5                |  |    |
| ELG-50-C / 75-C / 100-C / 150-C / 200-C / 240-C<br>ELGT-150 / ELGC-300      | A                       | 100~305              | ✓       | C.C.                    | 65        | 3 in 1           | Io          | 5                |  |    |
|   | B/AB                    |                      |         |                         |           |                  |             |                  |  |    |
|   | Blank (ELGC-300 except) |                      |         |                         | 67        | Smart Timer      |             |                  |  |    |
|   | D2                      |                      |         |                         |           |                  |             |                  |  |    |
|   | DA                      |                      |         |                         |           |                  |             |                  |  |    |
|   | BE (ELG-150-C only)     |                      |         |                         |           |                  |             |                  |  |    |
|   | AB (ELGC-300 only)      |                      |         | C.P. (ELGC-300 only)    | 3 in 1    | Io               | 5           |                  |  |    |
| XBG-100/160/240   | A                       | 90~305               | ✓       | C.P.                    | 67        | 3 in 1           | Io          | 5                |  |    |
|   | AB                      |                      |         |                         |           |                  |             |                  |  |    |
| HBG   | 60                      | 90~295               | ✓(half) | C.C.                    |           |                  |             | 5                | 1. Circular shape<br>2. Metal case (Plastic case for HBG-60) |    |
|   | 100                     | A/AB                 | 90~305  | ✓                       | C.C.      | 65               | 3 in 1      |                  |  | Io |
|   |                         | B                    |         |                         |           |                  |             |                  |  |    |
|   |                         | Blank                |         |                         |           | 67               | DALI        |                  |  |    |
|   |                         | DA                   |         |                         |           |                  |             |                  |  |    |
|   | 160 / 200 / 240         | A/AB                 | 90~305  | ✓                       | C.V.+C.C. | 65               | 3 in 1      |                  |  | Io |
|   |                         | B                    |         |                         |           |                  |             |                  |  |    |
|   |                         | AB (200W only)       |         |                         |           | 67               | 3 in 1      |                  |  |    |
|   |                         | Blank                |         |                         |           |                  |             |                  |  |    |
|   | DA                      | 3 in 1               | Io      |                         |           |                  |             |                  |  |    |
|   | 60P                     |                      | 90~295  |                         | C.C.      |                  |             |                  |  | Io |
|   | 100P                    | A                    | 90~305  |                         | C.C.      |                  | 3 in 1      |                  |  | Io |
|   |                         | B                    |         |                         |           |                  |             |                  |  |    |
|   |                         | DA                   |         |                         |           |                  |             |                  |  |    |
| 160P / 240P   | A                       | 90~305               |         | C.V.+C.C.               |           | 3 in 1           | Io          |                  |  |    |
|   | B                       |                      |         |                         |           |                  |             |                  |  |    |
|   | DA (160W only)          |                      |         |                         |           |                  |             | DALI             |  |    |
| HBGC-300  | A                       | 90~305               | ✓       | C.P.                    | 67        | 3 in 1           | Io          | 5                | Circular shape   |    |
|   | AB                      |                      |         |                         |           |                  |             |                  |  |    |
|   | DA                      |                      |         |                         |           |                  |             |                  |  |    |

# Comparison Chart

| Family   |                        | AC Input Range (VAC)            | Potted                      | C.C./C.P.<br>/C.V.<br>(Note 1)  | IP                    | Dimming<br>(Note 2)                | Vo / Io<br>Adj     | Warranty<br>(years) | Remark                                  |
|--|------------------------|---------------------------------|-----------------------------|---|-----------------------|------------------------------------|--------------------|---------------------|---|
| Series Name  | Type                   |                                 |                             |   |                       |                                    |                    |                     |   |
| HVG(C)-<br>65 / 100 / 150 /<br>240 / 320 / 480<br>/ 650/1000 | A                      | 180~528                         | ✓                           | HVG : C.V.+C.C.<br><br>HVGC : C.C.<br><br>HVG-<br>480/650<br>/1000:C.P. | 65                    | 3 in 1                             | HVG: ✓<br>HVGC: Io | 5                   | HVG-650/1000<br>AB-Type IP:67           |
|  | B                      |                                 |                             |   |                       |                                    |                    |                     |   |
|  | AB                     |                                 |                             |   |                       |                                    | HVG: ✓<br>HVGC: Io |                     |   |
|  | D (option, 65~150W)    |                                 |                             |   |                       |                                    | Timer              |                     |   |
|  | D2 (option, 240~1000W) |                                 |                             |   |                       |                                    | Smart Timer        |                     |   |
|  | DA (480W, 650W)        |                                 |                             |   |                       |                                    | DALI               |                     |   |
|  | DA2(1000W only)        |                                 |                             |   |                       |                                    | DALI 2.0           |                     |   |
| FDL-65   |                        | 180~295                         | ✓                           | C.C.  | 65                    |                                    | Io                 | 3                   |   |
| FDLC-80 / 100  |                        | 180~295                         | ✓                           | C.P.  | 65                    |                                    | Io                 | 3                   |   |
| FDHC-100   |                        | 180~295                         | ✓                           | C.P.  | 67                    |                                    |                    | 3                   |   |
| SLD-50/80  |                        | 110~305                         |                             | C.V.+C.C  |                       |                                    | Io(56V)            | 3                   |   |
| LDC-<br>35 / 55 / 80   | B                      | 180~264                         |                             | C.P.  |                       | 3 in 1                             | Io Adj             | 5                   | 1. CP mode<br>2. Flirker free           |
|  | Blank                  |                                 |                             |   |                       |                                    |                    |                     |   |
|  | DA                     |                                 |                             |   |                       |                                    |                    |                     |   |
| HLN-40H /<br>60H / 80H                                       | A                      | 90~305                          | ✓<br>(60W/80W half)         | C.V.+C.C.   | 64                    | 3 in 1                             | ✓                  | 3                   |   |
|  | B                      |                                 |                             |   |                       |                                    |                    |                     |   |
| LPF-16 □ /<br>25 □ / 40 □ /<br>60 □ / 90 □ /<br>LPFH-60 □    | D                      | 90~305                          | ✓                           | Blank Type :<br>C.V.+C.C.<br>D-Type : C.C.                              | 67<br>(16W<br>option) | 3 in 1                             |                    | 5                   |   |
|  | Blank                  |                                 |                             |   |                       |                                    |                    |                     |   |
| NPF-40□ / 60□<br>/ 90□ / 120□                                | D                      | 90~305                          | ✓                           | Blank Type :<br>C.V.+C.C.<br>D-Type : C.C.                              | 67                    | 3 in 1                             |                    | 5                   |   |
|  | Blank                  |                                 |                             |   |                       |                                    |                    |                     |   |
| PWM-40 / 60 /<br>90 / 120                                    | 40/60/90/120           | 90~305                          | ✓                           | C.V.  | 67                    | 3 in 1<br>DALI                     |                    | 5                   | PWM output                              |
|  | 60/90/120              |                                 |                             |   |                       |                                    |                    |                     |   |
| IDLV-25 / 45 / 65  | A                      | 25W/45W: 90~295<br>65W: 180~295 |                             | C.V.  | 20                    | 2 in 1                             |                    | 3                   | 1. PWM output<br>2. Terminal<br>block   |
|  | Blank                  |                                 |                             |   |                       |                                    |                    |                     |   |
| IDLC-25 / 45 / 65  | A/Blank                | 25W/45W: 90~295<br>65W: 180~295 |                             | C.C.  | 20                    | 2 in 1<br>DALI                     |                    | 3                   | 1. Flicker free<br>2. Terminal<br>block |
|  | DA (45~65W)            |                                 |                             |   |                       |                                    |                    |                     |   |
| ODLV-45/65   | A                      | 180~295                         |                             | C.V.  | 67                    | 2 in 1<br>2 in 1 &<br>Auxiliary DC |                    | 3                   | PWM output                              |
|  | Blank                  |                                 |                             |   |                       |                                    |                    |                     |   |
| ODLC-45/65   | A/Blank                | 90~295                          |                             | C.C.  | 67                    | 2 in 1<br>DALI                     |                    | 3                   | Flicker free                            |
|  | DA                     |                                 |                             |   |                       |                                    |                    |                     |   |
| OWA- 90 / 120  |                        | 90~264<br>(OWA-120E: 180~264)   | ✓                           | C.C.+C.V.   | 67*                   |                                    |                    | 5                   | External type                           |
| PLN-100  |                        | 90~295                          |                             | C.C.+C.V.   | 64                    |                                    | ✓                  | 2                   |   |
| PLN-30 / 45 / 60   |                        | 90~295                          |                             | C.C.  | 64                    |                                    | ✓                  | 2                   |   |
| PLN-20   |                        | 90~277                          |                             | C.C.  | 64                    |                                    | Io                 | 2                   |   |
| PLC-100  |                        | 90~264                          |                             | C.V.+C.C.   |                       |                                    | ✓                  | 2                   | Terminal<br>block I/O                   |
| PLC-30 / 45 / 60   |                        | 90~264                          |                             | C.C.  |                       |                                    | ✓                  | 2                   | Terminal<br>block I/O                   |
| PCD-16 / 25 / 40 / 60  |                        | A: 90~135<br>B: 180~295         | ✓<br>(16W/25W/<br>60W half) | C.C.  | 42                    | AC<br>Phase-Cut                    |                    | 3                   |   |

# Comparison Chart

| Family                 |      | AC Input Range (VAC)                    | Potted                  | C.C./C.P./C.V. (Note 1) | IP | Dimming (Note 2) | Vo / Io Adj    | Warranty (years) | Remark  |
|------------------------|------|---|-------------------------|-------------------------|----|------------------|----------------|------------------|---|
| Series Name            | Type |   |                         |                         |    |                  |                |                  |   |
| PLD-16 / 25 / 40 / 60  |      | 16W/40W/60W:<br>A: 90~135<br>B: 180~295 | ✓<br>(16W/25W/60W half) | C.C.                    | 42 |                  |                | 3                |   |
|                        |      | 25W: 90~295                             |                         |                         |    |                  |                |                  |   |
| GSC18 / 25 / 40        |      | 90~277                                  | (40W half)              | C.C.                    | 40 |                  |                | 3                | External type   |
| PLM-12 / 25 / 40       |      | 110~295                                 |                         | C.C.                    | 30 |                  |                | 2                | Terminal block  |
| PLM-12E / 25E / 40E    |      | 180~295                                 |                         |                         |    |                  |                |                  |   |
| LCM-25 / 40 / 60 (EO)  |      | 25W: 180~277<br>40W/60W: 180~295        |                         | C.C.                    | 20 | 3 in 1           |                | 3                | 1. Io level selectable in one power unit<br>2. Terminal block |
| LCM-25DA / 40DA / 60DA |      |   |                         |                         |    | DALI & Push DIM  |                |                  |   |
| LCM-25/40/ 60-KN       |      |   |                         |                         |    | KNX/EIB          |                |                  |   |
| LCM-40U / 60U (EO)     |      |   |                         |                         |    | 3 in 1           |                |                  |   |
| LCM-40UDA / 60UDA      |      | 90~132                                  |                         |                         |    | DALI & Push DIM  |                |                  |   |
| IDPV-25 / 45 / 65      |      | 25W/45W: 90~295<br>65W: 180~295         |                         | C.V.                    |    |                  | 2 in 1         | 3                | 1. PCB type<br>2. Terminal block                              |
| IDPC-25 / 45 / 65      |      | 25W/45W: 90~295<br>65W: 180~295         |                         | C.C.                    |    |                  | 2 in 1<br>DALI |                  | 1. PCB type<br>2. Flicker free<br>3. Terminal block           |
| PLP-30 / 45 / 60       |      | 90~264                                  |                         | C.C.                    |    |                  | Io             | 2                | PCB type  |
| HLP-40H / 60H / 80H    |      | 90~305                                  |                         | C.C.                    |    | 3 in 1           | ✓              | 3                | PCB type  |
| ERPF-400               |      | 90~264                                  | half                    | C.V.                    |    |                  | Vo             | 3                |   |

## ▶ Non-PFC

| Family  |      | AC Input Range (VAC)  | Potted              | C.C. or C.V. (Note 1) | IP  | Max. Eff. | Warranty (years) | Remark        |
|---|------|---|---------------------|-----------------------|-----|-----------|------------------|---------------|
| Series Name   | Type |   |                     |                       |     |           |                  |               |
| APV-8 / 12 / 16 / 25 / 35                                   |      | 90~264  | ✓<br>(16W/35W half) | C.V.                  | 42  | 85%       | 2                |               |
| APC-8 / 12 / 16 / 25 / 35                                   |      | 90~264  | ✓<br>(16W/35W half) | C.C.                  | 42  | 84%       | 2                |               |
| APV-8E / 12E / 16E  |      | 180~264   | ✓<br>(16W half)     | C.V.                  | 42  | 83%       | 2                |               |
| APC-8E / 12E / 16E  |      | 180~264   | ✓<br>(16W half)     | C.C.                  | 42  | 83%       | 2                |               |
| LPL-18 / LPH-18<br>LPV-20 / 35 / 60 / 100 / 150<br>LPVL-150 |      | LPL: 90~132<br>LPH: 180~264<br>LPV-20~100: 90~264<br>LPV-150: 180~305<br>LPVL-150: 90~132 | ✓                   | C.V.                  | 67  | 90%       | 2                |               |
| LPLC-18 / LPHC-18<br>LPC-20 / 35 / 60 / 100 / 150           |      | LPLC: 90~132<br>LPHC: 180~264<br>LPC-20~100: 90~264<br>LPC-150: 180~305                   | ✓                   | C.C.                  | 67  | 90%       | 2                |               |
| OWA-60  |      | 90~264  | ✓                   | C.V.+C.C.             | 67* | 91%       | 5                | External type |
| ERP -200/350  |      | 180~264   | half                | C.V.                  |     | 90%       | 3                |               |

**Note 1** C.V. represents Constant Voltage Mode Output, whereas C.C. represents Constant Current Mode Output; C.P. represents constant power mode output. For C.V.+C.C., C.C., and C.V. operations, please refer to Application Q&A section on MEAN WELL LED website. (The C.C. only LED power supplies are suitable for directly driving LED modules, but not suitable for connecting with additional DC-DC LED drivers.)

**Note 2** 3 in 1 dimming: 1~10Vdc (or 0~10Vdc), PWM signal, or resistance.

2 in 1 dimming: 1~10Vdc (or 0~10Vdc), PWM signal.

DALI: DALI control technology

For Timer Dimming and Smart Timer Dimming function, please contact MEAN WELL for details.

**Note 3** \* IP67 design for power body



# Certification Chart

## ► Metal Case

● : Certified for whole series ; ▲ : Certified for assigned models

| Standard<br>Series | Class 2 power unit | UL8750 (type "HL") | UL62368-1<br>EN62368-1 | UL879         | EN61347-1,<br>EN61347-2-13 | PSE J61347-1,<br>J61347-2-13 | EN55015 | EN61000-3-2<br>Class □ | EN55032 Class □ | CE | CB | CCC (Note 1) |
|--------------------|--------------------|--------------------|------------------------|---------------|----------------------------|------------------------------|---------|------------------------|-----------------|----|----|--------------|
| XLG-25/50          | ●                  | ●HL                |                        |               | ●                          | ●                            | ●       | C                      |                 | ●  | ●  | ●            |
| XLG-75/100         | ●                  | ●HL                |                        | 12V/24V       | ●                          | ●                            | ●       | C                      |                 | ●  | ●  | ●            |
| XLG-150/200/240    |                    | ●HL                |                        | 12V/24V(150W) | ●                          | ●                            | ●       | C                      |                 | ●  | ●  | ●            |
| ELG-75/100         | ●                  | ●HL                |                        |               | ●                          |                              | ●       | C                      |                 | ●  | ●  | ●            |
| ELG-150/200/240    |                    | ●HL                |                        |               | ●                          |                              | ●       | C                      |                 | ●  | ●  | ●            |
| ELG-300            |                    | ●HL                |                        |               | ●                          |                              | ●       | C                      |                 | ●  | ●  | ●            |
| ELG-75-C           |                    | ●HL                |                        |               | ●                          |                              | ●       | C                      |                 | ●  | ●  | ●            |
| ELG-100-C          |                    | ●HL                |                        |               | ●                          |                              | ●       | C                      |                 | ●  | ●  | ●            |
| ELG-150-C          |                    | ●HL                |                        |               | ●                          |                              | ●       | C                      |                 | ●  | ●  | ●            |
| ELG-200-C          |                    | ●HL                |                        |               | ●                          |                              | ●       | C                      |                 | ●  | ●  | ●            |
| ELG-240-C          |                    | ●HL                |                        |               | ●                          |                              | ●       | C                      |                 | ●  | ●  | ●            |
| ELGC-300           |                    | ●HL                |                        |               | ●                          |                              | ●       | C                      |                 | ●  | ●  | ●            |
| HLG-40H/60H        | ●                  | ●HL                |                        |               | ●                          | ●                            | ●       | C                      |                 | ●  | ●  | ●            |
| HLG-80H            | ●                  | ▲HL                |                        |               | ●                          | ●                            | ●       | C                      |                 | ●  | ●  | ●            |
| HLG-100H           | ●                  | ●HL                |                        |               | ●                          | ●                            | ●       | C                      | B               | ●  | ●  | ●            |
| HLG-120H/150H      |                    | ●HL                |                        |               | ●                          | ●                            | ●       | C                      | B               | ●  | ●  | ●            |
| HLG-185H           |                    | ●HL                |                        |               | ●                          | ●                            | ●       | C                      | B               | ●  | ●  | ●            |
| HLG-240H/320H      |                    | ●HL                |                        |               | ●                          | ▲                            | ●       | C                      | B               | ●  | ●  | ●            |
| HLG-480H           |                    | ●HL                |                        |               | ●                          |                              | ●       | C                      | B               | ●  | ●  | ●            |
| HLG-600H           |                    | ●HL                |                        |               | ●                          | ●                            | ●       | C                      | B               | ●  | ●  | ●            |
| HLG-60H-C          |                    | ●                  |                        |               | ●                          | ●                            | ●       | C                      |                 | ●  | ●  | ●            |
| HLG-80H-C          |                    | ●                  |                        |               | ●                          | ●                            | ●       | C                      |                 | ●  | ●  | ●            |
| HLG-120H-C         |                    | ●                  |                        |               | ●                          | ●                            | ●       | C                      |                 | ●  | ●  | ●            |
| HLG-185H-C         |                    | ●                  |                        |               | ●                          | ●                            | ●       | C                      |                 | ●  | ●  | ●            |
| HLG-240H-C         |                    | ●HL                |                        |               | ●                          |                              | ●       | C                      |                 | ●  | ●  | ●            |
| HLG-320H-C         |                    | ●HL                |                        |               | ●                          |                              | ●       | C                      |                 | ●  | ●  | ●            |
| HLG-480H-C         |                    | ●HL                |                        |               | ●                          |                              | ●       | C                      |                 | ●  | ●  | ●            |
| HVG-65             | ●                  | ●                  |                        |               |                            |                              | ●       | C                      |                 |    |    |              |
| HVG-100            | ●                  | ●HL                |                        |               |                            |                              | ●       | C                      |                 |    |    |              |
| HVG-150            |                    | ●HL                |                        |               |                            |                              | ●       | C                      |                 |    |    |              |
| HVG-240            |                    | ●HL                |                        |               |                            |                              |         |                        |                 |    |    |              |
| HVG-320            |                    | ●HL                |                        |               |                            |                              |         |                        |                 |    |    |              |
| HVG-480            |                    | ●HL                |                        |               |                            |                              |         |                        |                 |    |    |              |
| HVGC-65            |                    | ●                  |                        |               | ●                          |                              | ●       | C                      |                 | ●  | ●  |              |
| HVGC-100           |                    | ●                  |                        |               | ●                          |                              | ●       | C                      |                 | ●  | ●  |              |
| HVGC-150           |                    | ●HL                |                        |               | ●                          |                              | ●       | C                      |                 | ●  | ●  |              |
| HVGC-240           |                    | ●HL                |                        |               | ●                          |                              | ●       | C                      |                 | ●  | ●  |              |
| HVGC-320           |                    | ●HL                |                        |               | ●                          |                              | ●       | C                      |                 | ●  | ●  |              |
| HVGC-480           |                    | ●HL                |                        |               | ●                          |                              | ●       | C                      |                 | ●  | ●  |              |
| HVGC-650           |                    | ●HL                |                        |               | ●                          |                              | ●       | C                      |                 | ●  | ●  |              |
| HVGC-1000          |                    | ●HL                |                        |               | ●                          |                              | ●       | C                      |                 | ●  | ●  |              |
| XBG-100/160/240    |                    | ●HL                |                        |               | ●                          |                              | ●       | C                      |                 | ●  | ●  | ●            |

Note1: CCC models are offered as optional models.

# Certification Chart

## ▶ Metal Case

● : Certified for whole series ; ▲ : Certified for assigned models

| Standard         | Class 2 power unit | UL8750 (type"HL") | UL62368-1 | UL879 | EN61347-1,<br>EN61347-2-13 | PSE J61347-1,<br>J61347-2-13 | EN55015 | EN61000-3-2<br>Class □ | EN55032 Class □ | CE | CB | CCC (Note 2) |
|------------------|--------------------|-------------------|-----------|-------|----------------------------|------------------------------|---------|------------------------|-----------------|----|----|--------------|
| HBG-100/160(DA)  |                    | ●HL               |           |       | ●                          |                              | ●       | C                      |                 | ●  | ●  | ●            |
| HBG-200(DA)      |                    | ●HL               |           |       | ●                          |                              | ●       | C                      |                 | ●  | ●  | ●            |
| HBG-240(DA)      |                    | ●                 |           |       | ●                          |                              | ●       | C                      |                 | ●  | ●  | ●            |
| HBGC-300         |                    | ●HL               |           |       | ●                          |                              | ●       | C                      |                 | ●  | ●  | ●            |
| FDL-65           |                    |                   |           |       |                            |                              | ●       | C                      |                 | ●  |    | ●            |
| FDLC-80/100      |                    |                   |           |       | ●                          |                              | ●       | C                      |                 |    |    | ●            |
| FDHC-100         |                    |                   |           |       | ●                          |                              | ●       | C                      |                 | ●  | ●  | ●            |
| LDC-35/55/80(DA) |                    | ●                 |           |       | ●                          |                              | ●       | C                      |                 | ●  | ●  | ●            |
| ERP-200/350      |                    |                   |           |       |                            |                              |         |                        |                 |    | ●  | ●            |
| ERPF-400         |                    |                   |           |       |                            |                              |         |                        | A               | ●  | ●  | ●            |

Note 2 : CCC models for HBG-100/160/240 are offered as optional models; CCC models for LDC-35/55/80(DA), except for LDC-55-DA2

Note : CQC models for ERP-200/350

HL : Type HL LED Driver for use in Class I, Division 2 hazardous location luminaires.

## ▶ Plastic Case & PCB Type

■ : GS Mark ; ● : Certified for whole series ; ▲ : Certified for assigned models

| Standard               | Class 2 power unit | UL8750 (type"HL") | UL62368-1 | UL879 | EN61347-1,<br>EN61347-2-13 | PSE J61347-1,<br>J61347-2-13 | EN55015 | EN61000-3-2<br>Class □ | EN55032 Class □ | CE | CB | CCC (Note 3) |
|------------------------|--------------------|-------------------|-----------|-------|----------------------------|------------------------------|---------|------------------------|-----------------|----|----|--------------|
| APV-8                  |                    | ●                 |           |       |                            |                              | ●       | A                      |                 | ●  |    | ●            |
| APV-12/16              | ●                  | ●                 |           |       | ●                          |                              | ●       | A                      |                 | ●  | ●  | ●            |
| APV-25/35              | ●                  | ●                 |           |       |                            |                              |         | A                      | B               | ●  |    |              |
| APC-8                  |                    | ●                 |           |       |                            |                              | ●       | A                      |                 | ●  |    | ●            |
| APC-12/16              | ●                  | ●                 |           |       |                            |                              | ●       | A                      |                 | ●  |    | ●            |
| APC-25/35              | ▲                  | ▲                 |           |       |                            |                              |         | A                      | B               | ●  |    |              |
| APV-8E/12E/16E         |                    |                   |           |       | ●                          |                              | ●       | A                      |                 | ●  | ●  |              |
| APC-8E/12E/16E         |                    |                   |           |       | ●                          |                              | ●       | A                      |                 | ●  | ●  |              |
| GSC18/25/40 (B/E)      |                    |                   |           |       | ■●                         |                              | ●       | C                      |                 | ●  | ●  | ▲ B type     |
| HBG-60 (P)             | ●                  | ●                 |           |       | ●                          |                              | ●       | C                      |                 | ●  | ●  | ●            |
| HBG-100P/160P/240P     |                    | ●                 |           |       | ●                          |                              | ●       | C                      |                 | ●  | ●  | ●            |
| HLN-40/60/80H          | ●                  | ●                 |           |       | ●                          | ●                            | ●       | C                      |                 | ●  | ●  | ●            |
| HLP-40H/60H/80H        | ●                  | ●                 |           |       | ●                          |                              | ●       | C                      |                 | ●  | ●  | ●            |
| SLD-50/80              | ●                  | ●HL               |           |       | ●                          |                              | ●       | C                      |                 | ●  | ●  | ●            |
| LCM-25/40/60(DA)(EO)   |                    | ●                 |           |       | ●                          |                              | ●       | C                      |                 | ●  | ●  | ●            |
| LCM-40U/60U(DA)(EO)    |                    | ●                 |           |       |                            |                              |         |                        |                 |    |    |              |
| LCM-25/40/60-KN        |                    |                   |           |       | ●                          |                              | ●       | C                      |                 | ●  | ●  |              |
| IDLV-25(A)/45(A)/65(A) | ●                  | ●                 |           |       | ●                          |                              | ●       | C                      |                 | ●  | ●  | ●            |
| IDLC-25(A)/45(A)/65(A) |                    | ●                 |           |       | ●                          |                              | ●       | C                      |                 | ●  | ●  | ●            |
| IDPV-25(A)/45(A)/65(A) | ●                  | ●                 |           |       | ●                          |                              | ●       | C                      |                 | ●  | ●  | ●            |
| IDPC-25(A)/45(A)/65(A) |                    | ●                 |           |       | ●                          |                              | ●       | C                      |                 | ●  | ●  | ●            |
| ODLV-45(A)/65(A)       |                    | ●                 |           |       | ●                          |                              | ●       | C                      |                 | ●  | ●  | ●            |
| ODLC-45(A)/65(A)       |                    | ●                 |           |       | ●                          |                              | ●       | C                      |                 | ●  | ●  | ●            |
| ODLC-45-DA/65-DA       |                    | ●                 |           |       | ●                          |                              | ●       | C                      |                 | ●  | ●  | ●            |

Note 3 : CCC models for AP and HLN series are offered as optional models.

# Certification Chart

## Plastic Case & PCB Type

● : Certified for whole series ; ▲ : Certified for assigned models

| Standard        | Class 2 power unit | UL8750 (type "HL") | UL62368-1 | UL879 | EN61347-1,<br>EN61347-2-13 | PSE J61347-1,<br>J61347-2-13 | EN55015  | EN61000-3-2<br>Class | EN55032 Class | CE       | CB | CCC (Note 4) |
|-----------------|--------------------|--------------------|-----------|-------|----------------------------|------------------------------|----------|----------------------|---------------|----------|----|--------------|
| LPL-18          | ●                  |                    |           |       |                            |                              |          | A                    | B             | ●        |    |              |
| LPH-18          | ●                  |                    |           |       |                            |                              |          | A                    | B             | ●        | ●  |              |
| LPV-20          | ●                  |                    |           | ●     |                            |                              |          | A                    | B             | ●        |    |              |
| LPV-35          | ●                  |                    |           |       |                            |                              |          | A                    | B             | ●        | ●  |              |
| LPV-60          | ▲                  |                    |           | ▲     |                            |                              |          | A                    | B             | ●        | ●  |              |
| LPV-100         |                    | ●                  |           | ●     |                            |                              |          | A                    | B             | ●        |    |              |
| LPV-150         |                    | ●                  |           | ●     |                            |                              |          | A                    | B             | ●        |    |              |
| LPVL-150        |                    | ●                  |           | ●     |                            |                              |          | A                    | B             |          |    |              |
| LPHC-18         |                    |                    |           |       |                            |                              |          | A                    | A             | ●        |    |              |
| LPC-20          | ●                  |                    |           | ●     |                            |                              |          | A                    | B             | ●        |    |              |
| LPC-35          | ●                  |                    |           |       |                            |                              |          | A                    | B             | ●        |    |              |
| LPC-60          | ●                  |                    |           |       |                            |                              |          | A                    | B             | ●        | ●  |              |
| LPC-100         |                    |                    |           |       |                            |                              |          | A                    | B             | ●        |    |              |
| LPC-150         |                    |                    |           |       |                            |                              |          | A                    | B             | ●        |    |              |
| LPF-16(D)/25(D) | ●                  | ●                  |           |       | ●                          | ●                            | ●        | C                    |               | ●        | ●  | ●            |
| LPF-40(D)/60(D) | ●                  | ●                  |           |       | ●                          | ●                            | ●        | C                    |               | ●        | ●  | ●            |
| LPF-90(D)       | ●                  | ●HL                |           |       | ●                          | ●                            | ●        | C                    |               | ●        | ●  | ●            |
| LPFH-60(D)      | ●                  | ●HL                |           |       |                            |                              |          |                      |               | ●        | ●  |              |
| NPF-40(D)       | ●                  | ●HL                |           |       | ●                          |                              | ●        | C                    |               | ●        | ●  | ●            |
| NPF-60(D)       | ●                  | ●HL                |           |       | ●                          |                              | ●        | C                    |               | ●        | ●  | ●            |
| NPF-90(D)       | ▲                  | ●                  |           |       | ●                          |                              | ●        | C                    | B             | ●        | ●  | ●            |
| NPF-120(D)      |                    | ●HL                |           |       | ●                          |                              | ●        | C                    |               | ●        | ●  | ●            |
| OWA-60E         |                    |                    |           |       |                            |                              |          | A                    | B             | ●        | ●  |              |
| OWA-60U         | ●                  | ●                  |           |       |                            |                              |          |                      |               |          |    |              |
| OWA-90E         |                    |                    |           |       |                            |                              |          |                      |               | ●        |    |              |
| OWA-90U         | ▲                  | ●                  |           |       |                            |                              |          |                      |               |          |    |              |
| OWA-120E        |                    |                    |           |       |                            |                              |          |                      |               | ●        | ●  |              |
| OWA-120U        |                    | ●                  |           |       |                            |                              |          |                      |               |          |    |              |
| PCD-16 (A/B)    | ●                  | ●                  |           |       | ▲ B type                   |                              | ▲ B type | C                    |               | ▲ B type | ●  | ●            |
| PCD-25 (A/B)    | ●                  | ●                  |           |       | ▲ B type                   |                              | ▲ B type | C                    |               | ▲ B type | ●  | ●            |
| PCD-40          |                    |                    |           |       | ●                          |                              | ●        | C                    |               | ●        | ●  | ●            |
| PCD-60          |                    |                    |           |       | ●                          |                              | ●        | C                    |               | ●        | ●  |              |
| PLC-30          | ●                  |                    |           |       | ●                          | ●                            | ●        | C                    |               | ●        | ●  | ●            |
| PLC-45/60/100   | ●                  |                    |           |       | ●                          | ●                            | ●        | C                    | B             | ●        | ●  | ●            |
| PLD-16 (A/B)    | ●                  | ●                  |           |       | ▲ B type                   |                              | ▲ B type | C                    |               | ▲ B type | ●  | ●            |
| PLD-25          | ●                  | ●                  |           |       | ●                          |                              | ●        | C                    |               | ●        | ●  | ●            |
| PLD-40          |                    |                    |           |       | ●                          |                              | ●        | C                    |               | ●        | ●  | ●            |
| PLD-60          |                    |                    |           |       | ●                          |                              | ●        | C                    |               | ●        | ●  | ●            |
| PLM-12(E)       | ▲Blank             | ▲Blank             |           |       | ●                          |                              | ●        | C                    |               | ●        | ●  | ●            |
| PLM-25(E)       | ▲                  | ▲Blank             |           |       | ●                          |                              | ●        | C                    |               | ●        | ●  | ●            |
| PLM-40(E)       |                    | ▲Blank             |           |       | ●                          |                              | ●        | C                    |               | ●        | ●  | ●            |
| PLN-20          | ●                  | ●                  |           |       | ●                          | ●                            | ●        | C                    |               | ●        | ●  | ●            |
| PLN-30          | ●                  |                    |           | ●     | ●                          | ●                            | ●        | C                    |               | ●        | ●  | ●            |
| PLN-45          | ●                  | ●                  |           | ●     | ●                          | ●                            | ●        | C                    |               | ●        | ●  | ●            |
| PLN-60          | ●                  | ●                  |           | ●     | ●                          | ●                            | ●        | C                    | B             | ●        | ●  | ●            |
| PLN-100         | ●                  | ●                  |           | ●     | ●                          | ●                            | ●        | C                    | B             | ●        | ●  | ●            |
| PLP-30/45/60    | ●                  | ●                  |           |       | ●                          |                              | ●        | C                    |               | ●        | ●  | ●            |
| PWM-40          | ●                  | ●HL                |           |       | ●                          |                              | ●        | C                    |               | ●        | ●  | ●            |
| PWM-60          | ●                  | ●HL                |           |       | ●                          |                              | ●        | C                    |               | ●        | ●  | ●            |
| PWM-90          | ▲                  | ●                  |           |       | ●                          |                              | ●        | C                    |               | ●        | ●  | ●            |
| PWM-120         |                    | ●HL                |           |       | ●                          |                              | ●        | C                    |               | ●        | ●  | ●            |

**Note 4** : Except for PLC, PLM-E and PLP series that the standard models are certified for CCC, CCC models are offered as optional models.  
**HL**: Type HL LED Driver for use in Class I, Division 2 hazardous location luminaires.

# Solutions

With more than 30 years experience, MEAN WELL, the leading brand of the power supply and LED driver, officially launches five solution websites, including LED lighting, LED display, Medical power, KNX smart building, and System power supply. Through these five websites, we hope to share our years of experience and knowledge of power supplies with you.

In each solution website, a comprehensive content was offered, covering from basic model recommendations to the thorough solutions offer for each application. If you are looking for those five related solutions, come and visit our website for answers! We hope our website can be another helpful resource for your next design.



Choose the right  
PSU & LED Drivers  
to Create A  
Brand New Experience  
for Customers



- Outdoor Lighting
- Indoor Lighting
- High Bay Lighting
- Horticulture Lighting
- Specific Lighting



- Indoor Full Color
- Outdoor Full Color
- Fine Pitch
- Rental



- Diagnostic Imaging System
- Analysis and Laboratory
- Home Healthcare
- Rehabilitation and Assistive Device



- Indoor Lighting Control
- Heating System Control
- Blinder System Control
- Total Power Solution



- Industrial Application
- Lighting Application
- Charging Application
- ICT Application






# Media Kit

## MEAN WELL E-news

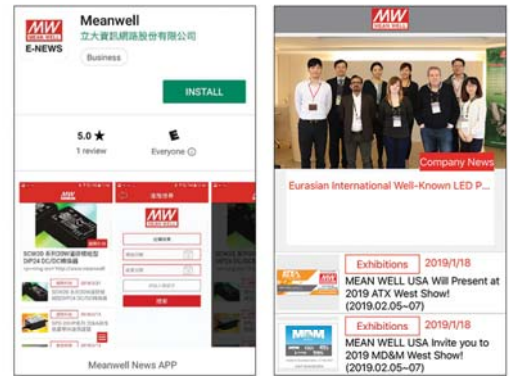
Find the "SUBSCRIBE" at the footer of MEAN WELL website. Fill in the E-News Subscribe Form, and last click the "SUBSCRIBE". Then, our confirmation e-mail will be sent to you.



## MEAN WELL NEWS APP



Install MEAN WELL NEWS APP, and you won't miss our latest news.



## Social Media

01




### 01 YouTube

- Scan the QR code
- Press "SUBSCRIBE" button
- Turn on the bell. So you won't miss any videos.



02

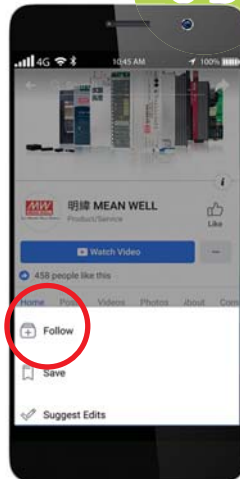


### 02 LinkedIn

- Scan the QR code
- Navigate into MEAN WELL page and "Following" us.



03

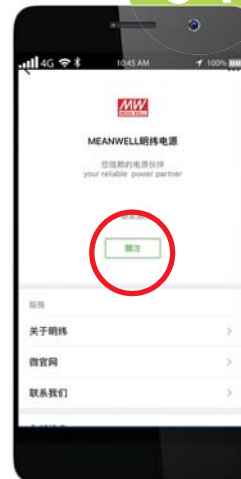


### 03 Facebook

- Scan the QR code
- Find the icon [three dots] and choose "FOLLOW"
- Don't forget to "Like" us.



04



### 04 WeChat

- Search official account "MEAN WELL" in WeChat APP
- Click the "FOLLOW" button



05



### 05 YouKu

- Scan the QR code
- Press the "SUBSCRIBE" button on the top



# Selection Guide

## LED Driver Selection Method

### STEP 1 Confirm the forward current and voltage required by the luminaires

Confirm the LED lumen required and the suitable LED (chip) brand. Then, choose the fitting LED drivers based on the forward current and forward Voltage ( Vf ) of the specification.

### STEP 2 Confirm the application and function of the luminaires (driver)

After acquiring the forward current and forward voltage of the LED specifications, choosing the driver models according to the application and design of the luminaire, such as indoor/ outdoor application/ PFC / waterproof protection /dimming function/ input voltage range /safety regulations... etc.

### STEP 3 Choose the suitable LED drivers from MEAN WELL website

Confirm all the required functions. Through "Quick Search" of MEAN WELL website, choose the appropriate LED drivers via the options provided.

### STEP 4 Confirm the specifications of the LED drivers

When finding the suitable products through " Quick search", please refer to the product specification to confirm the voltage range and current of the driver and the related electrical features: dimming functions / waterproof function / operating temperature/warranty and other requirements. Furthermore, it is recommended that the lowest usage range of the chosen LED driver voltage is at least 2V higher than the actual application Vf voltage to avoid the LED light flashing due to the situation that Vf decreases when operating. In addition, when selecting the driver, add 20% wattage of the actual lamp to reduce the quality problems caused by the long-term operation and the high ambient temperature.

### STEP 5 Contact MEAN WELL sales or distributors

After confirming the specifications of the product; however, unable to choose suitable products, please feel free to contact MEAN WELL sales or distributors through website Sales Inquiry to make an inquiry, including if the selection is appropriate/ samples can be purchased...etc. Moreover, if you have purchased a sample, please test the electrical features and temperature of the drivers with the luminaire to ensure that luminaires have the best heat dissipation convection / optical design and correct electrical features.

## LDHV-60 Series High Voltage DC input DC-DC LED driver

- DC/DC step-down converter
- Constant current output: 700mA to 2100mA
- Wide input voltage: 100 ~ 420VDC
- Cooling by free air convection
- Fully encapsulated with IP67 level for pin and wire style
- Built-in 3 in 1 dimming function(dim-to-off)
- Compact size
- Suitable for DC source illumination luminaire
- Protections:  
Short circuit / Over temperature
- 3 years warranty

Coming Soon



## LDDS-H Series Slim and linear DC input DC-DC LED driver

- Constant current led driver
- High efficiency up to 95%
- Wide input and output voltage range
- Input voltage up to 52v
- Analogue dimming control
- Protections:  
Short circuit / Over temperature
- 3 years warranty

Coming Soon





### Taiwan

明緯企業股份有限公司(總部)  
**MEAN WELL ENTERPRISES CO., LTD. (Headquarters)**  
24891 新北市五股區五權三路28號  
No.28, Wuquan 3rd Rd., Wugu Dist.,  
New Taipei City 24891, Taiwan (R.O.C.)  
統一編號 : 34491075  
Tel : +886-2-2299-6100(rep.)  
Fax: +886-2-2299-6200(rep.) +886-2-2298-0818(sales)  
E-mail: info@meanwell.com www.meanwell.com

### China

明緯(廣州)電子有限公司  
**MEAN WELL (GUANGZHOU) ELECTRONICS CO., LTD.**  
廣州市花都區花東鎮金谷南路11號  
No.11, Jingu South Road, Huadong Town,  
Huadu District, Guangzhou, Guangdong, China  
Tel : +86-20-3773-7100 / 400-800-3608(sales)  
+86-10-5200-1817(Beijing Office)  
+86-755-2359-1630(Shengzhen Office)  
廣州市天河區東圃鎮黃村粵安工業園A棟2樓  
2F, A Building, Yuean Industry Park, Huangcun,  
Dongpu Town, Tianhe District, Guangzhou, China  
Post Code: 510660  
Tel : +86-20-2887-1200(rep.)  
Fax: +86-20-8201-0507  
E-mail: info@meanwell.com.cn  
www.meanwell.com.cn

蘇州明緯科技有限公司  
**SUZHOU MEAN WELL TECHNOLOGY CO., LTD.**  
江蘇省蘇州市相城區黃埭鎮潘陽工業園東橋健民路77號  
No.77, Jian-Min Rd. Dong-Qiao, Pan-Yang Ind. Park,  
Huang-Dai Town, Xiang-Cheng District,  
Suzhou, Jiang-Su, China  
Post Code: 215152  
Tel : +86-512-6508-8600  
Fax: +86-512-6508-8700  
E-mail: info@meanwell.cc  
www.meanwell.cc

### U.S.A.

**MEAN WELL USA, INC.**  
44030 Fremont Blvd., Fremont,  
CA 94538, U.S.A.  
Tel : +1-510-683-8886  
Fax: +1-510-683-8899  
E-mail: info@meanwellusa.com  
www.meanwellusa.com

### Europe

**MEAN WELL EUROPE B.V.**  
Langs de Werf 8, 1185XT Amstelveen,  
The Netherlands  
Tel : +31-20-758-6000  
Fax: +31-20-758-6001  
E-mail: info@meanwell.eu  
www.meanwell.eu

Please Contact Your Local Distributor



This catalog is printed  
with soy ink



## X-ON Electronics

Largest Supplier of Electrical and Electronic Components

*Click to view similar products for [LED Power Supplies](#) category:*

*Click to view products by [Mean Well](#) manufacturer:*

Other Similar products are found below :

[ESS015W-1000-12](#) [EUC-075S105DT](#) [PDA-WIFI](#) [PIFC-K250F](#) [PITB-K222A](#) [ALD-514012PJ134](#) [LB240S24KH](#) [LMH020-SPLC-0000-0000001](#) [79534](#) [79535](#) [EUG-200S210DT](#) [ESS030W-1050-21](#) [ESS030W-0900-32](#) [BPOXL 4-12-035](#) [SLM160W-3.9-40-ZA](#) [ESS010W-0180-42](#) [ESS010W-0350-24](#) [ESS010W-0200-42](#) [PDA080B-1A0G](#) [PDA150B-S1A5G](#) [ZPS-20](#) [SLM140W-1.05-130-ZA](#) [ESS040W-1400-27](#) [ESS015W-0700-18](#) [ESS010E-0250-42](#) [EVM120W-2700-42-ECN2](#) [EDC-100S105SV-0007](#) [79278](#) [EUD-150S350DVA](#) [LWA320-C420-ARK-B](#) [50304](#) [HVG-320-36AB](#) [HVG-320-54AB](#) [OT FIT 50/220-240/300 D L](#) [OT FIT 35/220-240/350 D CS L](#) [OT FIT 65/220-240/350 D CS L](#) [ELEMENT 30/220-240/700 S](#) [LC 75W 100-400MA 1-10V LP EXC](#) [LCA 35W 150-700MA ONE4ALL LP PRE](#) [LCA 50W 100-400MA ONE4ALL LP PRE](#) [LCA 50W 350-1050MA ONE4ALL LP PRE](#) [LCA 50W 350-1050MA 2XCH LP PRE](#) [LCI 150/325-1050/300 O4A SL PRE](#) [LCA 75W 100-400MA ONE4ALL LP PRE](#) [LCA 45W 500-1400MA ONE4ALL SC PRE](#) [LC 50W 100-400MA FLEXC LP EXC](#) [LCA 75W 350-1050MA ONE4ALL LP PRE](#) [LC 50W 350-1050MA FLEXC LP EXC](#) [LC 75W 350-1050MA FLEXC LP EXC](#) [LCA 75W 900-1800MA ONE4ALL LP PRE](#)