

MEC1-120-02-F-D-A

MEC1-130-02-F-D-A

MEC1-140-02-L-D

**MEC1 SERIES**

**(1.00 mm) .0394"**

# MINI EDGE CARD SOCKET

## SPECIFICATIONS

For complete specifications and recommended PCB layouts see [www.samtec.com?MEC1](http://www.samtec.com?MEC1)

**Insulator Material:**

Black LCP

**Contact Material:**

BeCu

**Plating:**

Sn or Au over 50 μm

(1.27 μm) Ni

**Operating Temp Range:**

-55 °C to +125 °C

**Current Rating:**

2.2 A per pin  
(2 adjacent pins powered)

**Voltage Rating:**

300 VAC

**Insertion Depth:**

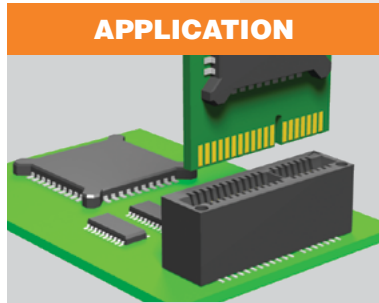
(5.84 mm) .230" to

(8.13 mm) .320"

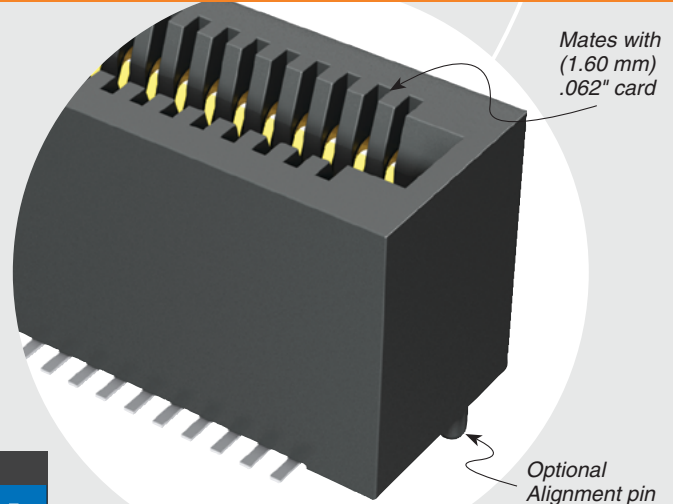
**RoHS Compliant:**

Yes

**Mates with:**  
(1.60 mm) .062" card



**APPLICATION**



Mates with  
(1.60 mm)  
.062" card

Optional  
Alignment pin

**HIGH-SPEED CHANNEL PERFORMANCE**

MEC1

Rating based on Samtec reference channel.  
For full SI performance data visit [Samtec.com](http://Samtec.com)  
or contact [SIG@samtec.com](mailto:SIG@samtec.com)

**14**  
Gbps

## PROCESSING

**Lead-Free Solderable:**

Yes

**SMT Lead Coplanarity:**

(0.10 mm) .004" max (05-20)

(0.15 mm) .006" max (30-70)\*

\*(.004" stencil solution

may be available; contact

IPG@samtec.com)

## RECOGNITIONS

For complete scope of

recognitions see

[www.samtec.com/quality](http://www.samtec.com/quality)



FILE NO. E111594

## ALSO AVAILABLE

(MOQ Required)

- Locking Clip  
(Manual placement required)
- Other platings

**Important Note:**

Samtec recommends that pads on the mating board be Gold plated.

**Notes:**

While optimized for 50 Ω applications, this connector with alternative signal/ground patterns may also perform well in certain 75 Ω applications.

Some sizes, styles and options are non-standard, non-returnable.

**MEC1** — **1** POSITIONS PER ROW — **02** — **PLATING OPTION** — **D** — **NP** — **OTHER OPTION**

**05, 08, 20, 30, 40, 50, 60, 70**

**-F**  
= Gold flash on contact, Matte tin on tail

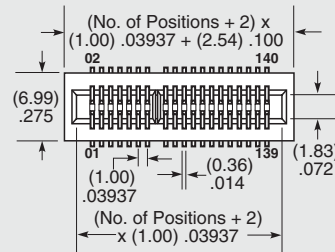
**-L**  
= 10 μm (0.25 μm) Gold on contact, Matte Tin on tail

**-NP**  
= No Polarization (05, 08, 20 & 30 positions only)  
Leave Blank for polarization

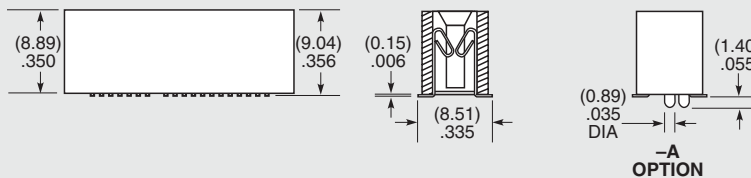
**-A**  
= Alignment Pin metal or plastic at Samtec discretion.

**-K**  
= (7.87 mm) .310" DIA Polyimide film Pick & Place Pad

**-TR**  
= Tape & Reel (05-60 only)



POSITIONS PER ROW	POLARIZED POSITIONS (No Contact)
05	3, 4
08	5, 6
20	15, 16
30	21, 22
40	31, 32
50	41, 42
60	31, 32, 63 & 64
70	53, 54, 115 & 116



Due to technical progress, all designs, specifications and components are subject to change without notice.

## X-ON Electronics

Largest Supplier of Electrical and Electronic Components

*Click to view similar products for [Standard Card Edge Connectors](#) category:*

*Click to view products by [Samtec](#) manufacturer:*

Other Similar products are found below :

[6565204-6](#) [PKC-156](#) [1437274-4](#) [147889-1](#) [1489165-4](#) [EBT156-12B1X](#) [EBT15622B2X](#) [EBT156-22R2W](#) [1-582587-1](#) [1-582589-1](#) [2-6437275-9](#) [284-0102-12100](#) [306022901000000](#) [307-012-502-202](#) [307-024-526-201](#) [307-056-520-300](#) [307-080-526-208](#) [245-062-520-350](#) [287-0032-12101](#) [306-010-500-112](#) [306-028-525-102](#) [306-240-318](#) [307-036-502-202](#) [307-036-521-301](#) [307-072-526-202](#) [345-060-559-303](#) [368-004-520-201](#) [392-008-559-201](#) [534671-1](#) [5-530501-5](#) [341-240-317](#) [345-029-520-300](#) [345-030-500-301](#) [345-044-500-300](#) [345-220-058](#) [346-240-318](#) [357-030-526-201](#) [387-012-523-300](#) [395-044-520-300](#) [395-100-524-300](#) [50-12B-10](#) [50-6SN-5](#) [09-07-2032](#) [10035388-106LF](#) [10035388-802LF](#) [10122859-009LF](#) [10127905-B04B24BLF](#) [530555-1](#) [EBT156-15A2X](#) [2007209-1](#)