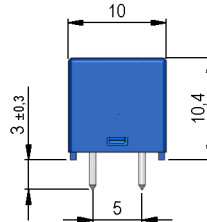
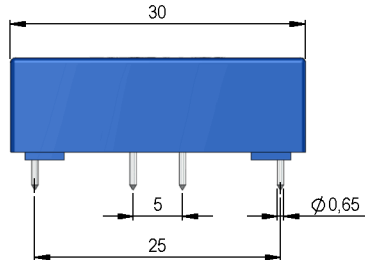




Dimensions mm[inch]

 tolerances acc. to DIN ISO 2768-m
 Toleranzen gem. DIN ISO 2768-m

Layout

 Top view
 Draufsicht

Isometric

 Scale 1:1
 Maßstab 1:1

Marking

 according to EN60062/factory code
 gem. EN60062/Fertigungsstätte


Coil Data at 20 °C	Conditions	Min	Typ	Max	Unit
Coil resistance		180	200	220	Ohm
Coil voltage			5		VDC
Rated power			125		mW
Coil current			25		mA
Pull-In voltage				3,5	VDC
Drop-Out voltage		0,75			VDC

Contact Data 85	Conditions	Min	Typ	Max	Unit
Contact rating	Any DC combination of V & A not to exceed their individual max.'s			100	W
Switching voltage	DC or Peak AC			1.000	V
Switching current	DC or Peak AC			1	A
Carry current	DC or Peak AC 100% Duty Cycle			2,5	A
Contact resistance static	Measured with 40% overdrive			150	mOhm
Insulation resistance	RH <45 %, 100 V test voltage	10			TOhm
Breakdown voltage (30-40 AT)	according to IEC 255-5	2,5			kV DC
Operate time incl. bounce	measured with 40% overdrive			1,1	ms
Release time	measured with no coil excitation			0,1	ms
Capacitance	@ 10 kHz across open switch		0,5		pF

Special Product Data	Conditions	Min	Typ	Max	Unit
Number of contacts			1		
Contact - form			A - NO		
Dielectric Strength Coil/Contact	according to EN 60255-5	7			kV DC
Insulation resistance Coil/Contact	RH <45%, 200 VDC test voltage	10			TOhm
Case colour			blue		
Housing material			PBT glass fibre reinforced	V-O acc.to. UL94	
Sealing compound			Polybutadiene, black		
Connection pins			Copper alloy tin plated		
Magnetic Shield			no		
Reach / RoHS conformity			yes		



Europe: +49 / 7731 8399 0

| Email: info@standexmeder.com

USA: +1 / 508 295 0771

| Email: salesusa@standexmeder.com

Asia: +852 / 2955 1682

| Email: salesasia@standexmeder.com

Item No.:

1605185000

Item:

LI05-1A85

Environmental data	Conditions	Min	Typ	Max	Unit
Shock	1/2 sine wave duration 11ms			50	g
Vibration	from 10 - 2000 Hz			20	g
Operating temperature		-20		70	°C
Storage temperature		-35		95	°C
Soldering temperature	wave soldering max. 5 sec.			260	°C
Washability		fully sealed			

General data	Conditions	Min	Typ	Max	Unit
Total weight			4,7		g
Packaging		Tube 16pcs each			

Modifications in the sense of technical progress are reserved

Designed at: 19.06.08 Designed by: ALICHTENSTEIN

Approval at: 25.06.08 Approval by: KOLBRICH

Last Change at: 02.06.15 Last Change by: WKOVACS

Approval at: 02.06.15 Approval by: DSTASTNY

Version: 11

X-ON Electronics

Largest Supplier of Electrical and Electronic Components

Click to view similar products for [MEDER](#) manufacturer:

Other Similar products are found below :

[MK11-B8-BV51208](#) [8805271800](#) [HE12-1A69-02](#) [MH21-11L-300W](#) [MH21-11S-300W](#) [MK07-1B90C-3000W](#) [MK18U-BV14749](#) [BT05-2A66](#) [SIL05-1A75-71D](#) [8512169002](#) [MRE12-1A79-HI](#) [HE24-1A83-02](#) [HE12-1B83](#) [8524183002](#) [DIP15-2A72-21L](#) [HM05-1A69-02](#) [HM24-1A83-26](#) [3215272021](#) [4212187075](#) [MS12-1A87-75L](#) [RM05-4AS-4/4](#) [MK04-BV14147](#) [DIL24-1A31-13D](#) [MK9-1B90-BV260](#) [BE24-1A85-P](#) [H24-1B69](#) [HM24-1A69-06](#) [MK21P-KIT](#) [NP05-1A66-500-213](#) [1924183110](#) [HM24-1A83-08](#) [MRX05-1A71](#) [M21P/2](#) [MK3-1C90B-BV10450](#) [9151710023](#) [3205001051](#) [4205187875](#) [DIP12-1B72-19M](#) [ORD228VL/20-30 AT](#) [BE05-1A85-P](#) [MK11-BV50921](#) [H24-1B83](#) [FPS-T](#) [HM24-1A83-02](#) [2227000000](#) [MK02/7-0](#) [HM12-1A83-03](#) [GP560/10-15](#) [MK18-B-190W](#) [DIP24-1C90-51D](#)