
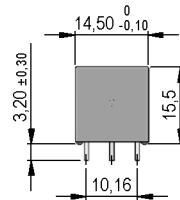
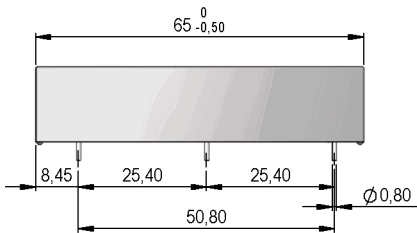
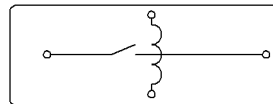


Dimensions mm[inch]
 tolerances acc. to DIN ISO 2768-m
 Toleranzen gem. DIN ISO 2768-m

Isometric
 Scale 1:2
 Maßstab 1:2



Layout
 Top view
 Draufsicht



Marking
 according to EN60062/factory code
 gem. EN60062/Fertigungsstätte



Coil Data at 20 °C	Conditions	Min	Typ	Max	Unit
Coil resistance		945	1.050	1.155	Ohm
Coil voltage			24		VDC
Rated power			554		mW
Coil current			22,8		mA
Thermal resistance	max. Relay temperature = operating temperature + self heating		26		K/W
Pull-In voltage				18	VDC
Drop-Out voltage		2			VDC

Contact data 83	Conditions	Min	Typ	Max	Unit
Contact rating	Any DC combination of V & A not to exceed their individual max.'s			50	W
Switching voltage	DC or Peak AC			7.500	V
Switching current	DC or Peak AC			3	A
Carry current	DC or Peak AC			5	A
Contact resistance static	Measured with 40% overdrive Start Value			150	mOhm
Insulation resistance	RH <45 %, 100 V test voltage	1			TOhm
Breakdown voltage	according to EN 60255-5	10			kV DC
Operate time incl. bounce	measured with 40% overdrive			3,2	ms
Release time	measured with no coil excitation			1,5	ms
Capacitance	@ 10 kHz across open switch		1		pF

Special Product Data	Conditions	Min	Typ	Max	Unit
Number of contacts				1	
Contact - form				A - NO	
Dielectric Strength Coil/Contact	according to EN 60255-5	10			kV DC
Insulation resistance Coil/Contact	RH <45%, 200 VDC test voltage	1			TOhm
Case colour				grey	
Housing material				Polycarbonat	
Sealing compound				Polyurethan	
Connection pins				Copper alloy tin plated	
Magnetic Shield				no	
Reach / RoHS conformity				yes	



Europe: +49 / 7731 8399 0

| Email: info@standexmeder.com

Item No.:

USA: +1 / 508 295 0771

| Email: salesusa@standexmeder.com

8524183002

Asia: +852 / 2955 1682

| Email: salesasia@standexmeder.com

Item:

HE24-1A83-02

Environmental data	Conditions	Min	Typ	Max	Unit
Shock	1/2 sine wave duration 11ms			50	g
Vibration	from 10 - 2000 Hz			20	g
Operating temperature		-20		70	°C
Storage temperature		-25		85	°C
Soldering temperature	wave soldering max. 5 sec.			260	°C
Washability					fully sealed

Modifications in the sense of technical progress are reserved

Designed at: 27.11.07 Designed by:

Approval at: 12.03.08 Approval by: RRIPPL

Last Change at: 08.04.14 Last Change by: WKOVACS

Approval at: 16.04.14 Approval by: DSTASTNY

Version: 06

X-ON Electronics

Largest Supplier of Electrical and Electronic Components

Click to view similar products for [MEDER](#) manufacturer:

Other Similar products are found below :

[MK11-B8-BV51208](#) [8805271800](#) [HE12-1A69-02](#) [MH21-11L-300W](#) [MH21-11S-300W](#) [MK07-1B90C-3000W](#) [MK18U-BV14749](#) [BT05-2A66](#) [SIL05-1A75-71D](#) [8512169002](#) [MRE12-1A79-HI](#) [HE24-1A83-02](#) [HE12-1B83](#) [8524183002](#) [DIP15-2A72-21L](#) [HM05-1A69-02](#) [HM24-1A83-26](#) [3215272021](#) [4212187075](#) [MS12-1A87-75L](#) [RM05-4AS-4/4](#) [MK04-BV14147](#) [DIL24-1A31-13D](#) [MK9-1B90-BV260](#) [BE24-1A85-P](#) [H24-1B69](#) [HM24-1A69-06](#) [MK21P-KIT](#) [NP05-1A66-500-213](#) [1924183110](#) [HM24-1A83-08](#) [MRX05-1A71](#) [M21P/2](#) [MK3-1C90B-BV10450](#) [9151710023](#) [3205001051](#) [4205187875](#) [DIP12-1B72-19M](#) [ORD228VL/20-30 AT](#) [BE05-1A85-P](#) [MK11-BV50921](#) [H24-1B83](#) [FPS-T](#) [HM24-1A83-02](#) [2227000000](#) [MK02/7-0](#) [HM12-1A83-03](#) [GP560/10-15](#) [MK18-B-190W](#) [DIP24-1C90-51D](#)